



# GHANI CHEMICAL INDUSTRIES LIMITED

Leading Manufacturer of Medical/Industrial Gases & Chemicals

# CORPORATE BRIEFING

15 May 2025





بِسْمِ اللَّهِ الرَّحْمَنِ الرَّحِيمِ







# GHANI CHEMICAL INDUSTRIES LIMITED

Leading Manufacturer of Medical/Industrial Gases & Chemicals

## ABOUT COMPANY

- ❖ A group company of Ghani Global Group
- ❖ Subsidiary of Ghani Global Holdings Limited





# GHANI CHEMICAL INDUSTRIES LIMITED

Leading Manufacturer of Medical/Industrial Gases & Chemicals

## INTRODUCTION

### GCIL!

- ❖ The largest manufacturing industry of Industrial & Medical Gases.
- ❖ Having a total of 05 ASU Plants across Pakistan.



## GCIL-I :

- 1<sup>st</sup> ASU Plant Commissioned in May 2009,
- Production Capacity 110TPD
- Located near Lahore at 52KM Multan Road, District Kasur
- Spread over on a vast area of 109 Kanals of land.

## GCIL - III :

- 3<sup>rd</sup> ASU Plant Commissioned in July 2019.
- Production Capacity 110TPD
- Located near Lahore at 52 KM Multan Road, District Kasur

## GCIL - II:

- 2<sup>nd</sup> ASU Plan Commissioned in March 2014,
- Production capacity 110TPD
- Located at Port Qasim, Karachi.
- Area of 5 acre

## GCIL - IV :

- 4<sup>th</sup> ASU Plant Commissioned in 2022,
- Dedicated for Engro Polymer Chemicals Limited (EPCL) for a 15-year supply contract.
- Located at Port Qasim, Karachi.

## GCIL -V :

- 5<sup>th</sup> ASU Plant, Commissioned in April 2025.
- Prod. Capacity 275 TPD
- The largest manufacturing plant of industrial & medical gases in Pakistan with high efficiency and cost effectiveness.
- Located at Hattar Special Economic Zone, KPK



## ISO CERTIFICATIONS





## FINANCIAL HIGHLIGHTS

Rs. in Millions Except EPS

PKRmn	FY-25 (Till Third Quarter)	FY 24	FY 23	FY 22	FY 21	FY 20	FY19	FY18	FY17	FY16
Sales - Gross	6,266	6,395	5,123	4,909	4,351	2,333	2,629	2,330	2,053	2,013
Gross Profit	2,501	1,613	1,460	1,749	1,657	494	579	639	569	576
Administrative selling and Distributive & other Expenses	467	491	484	597	537	425	414	375	314	260
Other income	248	551	331	285	55	29	25	18	23	78
Profit before tax	1,966	1,283	932	1,208	967	(224)	(24)	159	181	277
<b>Profit after tax</b>	<b>1,227</b>	<b>785</b>	<b>508</b>	<b>871</b>	<b>691</b>	<b>(161)</b>	<b>(64)</b>	<b>158</b>	<b>137</b>	<b>162</b>
Earning per share (EPS)	2.45	1.58	1.06	2.05	4.88	(1.22)	(0.56)	1.19	1.10	1.90
EBITDA	2,446	1,864	1,475	1,587	1,310	211	316	388	366	469
EBIT	2,282	1,673	1,307	1,456	1,175	97	189	282	278	394

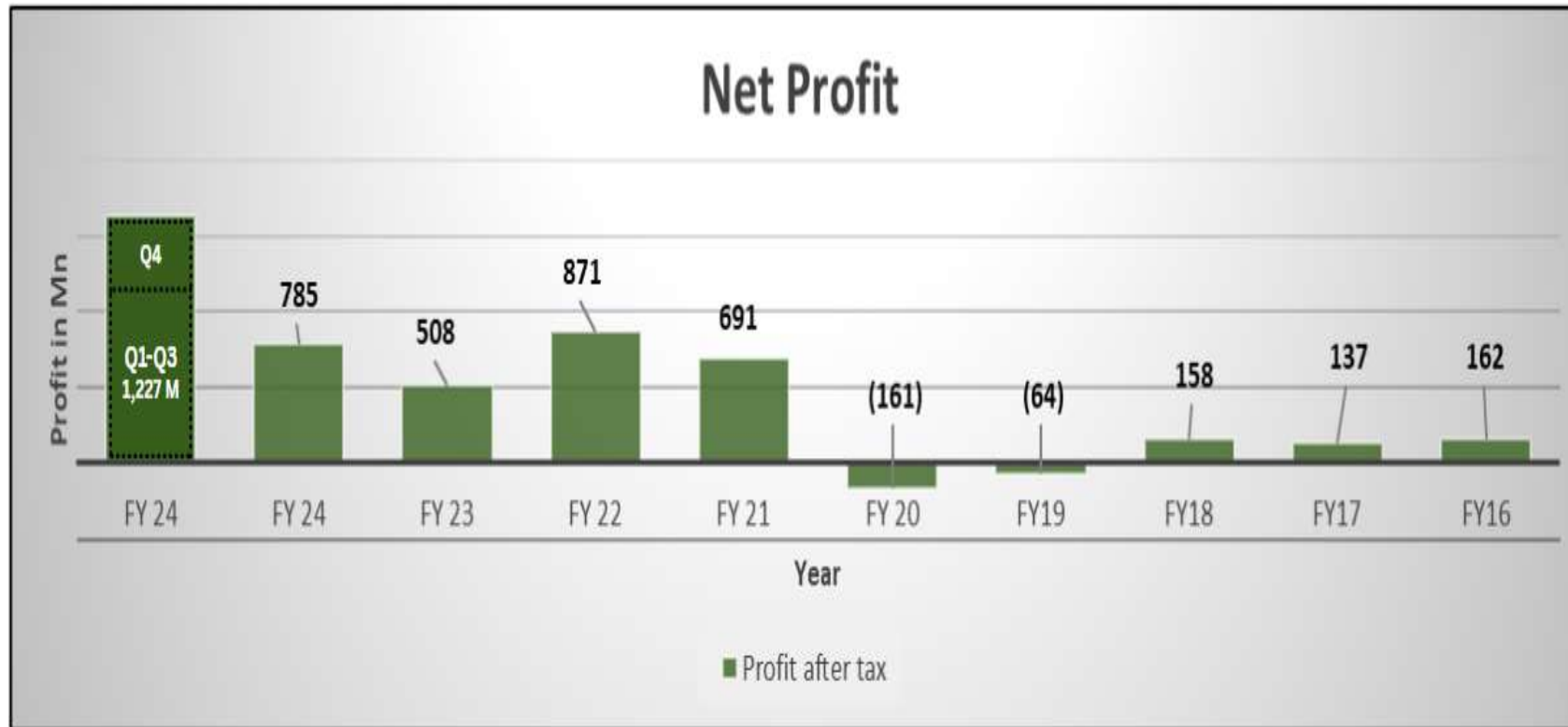


## FINANCIAL HIGHLIGHTS
















## FINANCIAL HIGHLIGHTS


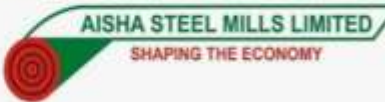






## MAJOR CUSTOMERS

Oil & Gas	Glass	Electronics	Food & Beverages
 Dowell Schlumberger (western) S.A	 Tariq Glass Limited  Ghani Glass Limited  Balochistan Glass Limited  Ghani Global Glass Limited	 Pak Electron Limited  Orient Electronics Limited  Digital World Pakistan	 Nestle Pakistan Limited  FrieslandCampina Engro Pakistan Limited  Big Bird Foods



## MAJOR CUSTOMERS

Chemical & Fertilizer	Pharmaceuticals	Steel
 <b>EPCL</b> Engro Polymers and Chemicals Limited	 Pharmagen Limited	 AISHA STEEL MILLS LIMITED SHAPING THE ECONOMY
 Engro Fertilizers Limited	 Pharmagen Limited	 AMRELI STEELS
 Fatima Fertilizers Limited	 SAAKH PHARMA Saakh Pharmaceuticals	 Peoples Steel Mills Limited
 FFBL Fauji Fertilizer Bin Qasim Limited	 GEOFMAN Pharmaceuticals	 NAVEENA STEEL





## COMPARISON WITH COMPETITOR

Segment Wises Sales	GCIL	Major Competitor
	Rs. In Mn	Rs. In Mn
Gross Sales	7,785	13,062
Net Sales	6,638	11,345
Gross Profit	2,236	3,060
GP Ratio	33.69%	26.97%
Net Profit	1,006	712
NP Ratio	15.16%	6.27%
P/E Ratio	7.81	17.63



## Future Outlook

1. **Finalising a long-term agreement with a leading steel mill in KPK for the supply of 100,000 cubic meters/month of Liquid Oxygen (LOX).**
2. **Planned to dismantle and reassemble an existing Air Separation Unit (ASU) located in Lahore, to Oman to support the growing sales demand across the Middle East and Oman markets.**
3. **Significant reduction in electricity consumption (20-25%) at the newly set up ASU plant in Hattar, ultimate reduction in manufacturing cost,, a major positive impact on bottom-line performance.**
4. **Reduction in taxation for a period of 10 years, another major positive impact on bottom-line performance.**
5. **Entering the LPG business through a wholly owned subsidiary. License from OGRA already obtained.**





# GHANI CHEMICAL INDUSTRIES LIMITED

Leading Manufacturer of Medical/Industrial Gases & Chemicals