



ARUJ INDUSTRIES LIMITED

(Formerly ARUJ GARMENT ACCESSORIES LTD.)

Registered Office: 2 KM Off Raiwind Manga Road, Raiwind, Lahore, Pakistan
Tel: +92-345-1096779 E-mail: info@aruj.com Website: www.aruj.com



29th August, 2025

The General Manager,
Pakistan stock Exchange Ltd.
Stock Exchange, Building,
Stock Exchange Road,
Karachi

Subject: FINANCIAL RESULTS FOR THE HALF YEAR ENDED 31ST DECEMBER' 2024

Dear Sir,

We have to inform you that the Board of Directors of our company in their meeting held on 29th August 2025 at 11:00 AM at 2-KM Off Raiwind Manga Road, Raiwind, Lahore, recommended the following:

(i)	<u>CASH DIVIDEND</u>	<u>Nil</u>
(ii)	<u>BONUS SHARES</u>	<u>Nil</u>
(iii)	<u>RIGHT SHARES</u>	<u>Nil</u>
(iv)	<u>ANY OTHER ENTITLEMENT /CORPORATE ACTION</u>	<u>Nil</u>

The Profit & Loss for the Half Year ended 31st December 2024 are enclosed herewith.

The Half Year Report of the Company will be transmitted through PUCARS separately, within the specified time.

Yours sincerely,

ALI MAQSOOD BUTT
Director



ARUJ INDUSTRIES LIMITED

(Formerly ARUJ GARMENT ACCESSORIES LTD.)

Registered Office: 2 KM Off Raiwind Manga Road, Raiwind, Lahore, Pakistan


Tel: +92-345-1096779 E-mail: info@aruj.com Website: www.aruj.com





ARUJ INDUSTRIES LIMITED CONDENSED INTERIM STATEMENT OF PROFIT OR LOSS (UN-AUDITED) FOR THE HALF YEAR ENDED DECEMBER 31, 2024

	Six Months Ended Dec. 31,		Quarter Ended Dec. 31,	
	2024	2023	2024	2023
Note	Rupees	Rupees	Rupees	Rupees
Sales - net	191,800	234,157,955	191,800	117,565,441
Cost of sales	15,099,616	280,155,631	5,904,136	141,445,803
Gross loss	(14,907,816)	(45,997,676)	(5,712,336)	(23,880,362)
Operating expenses				
Administrative and general	4,947,767	14,765,087	2,619,396	7,665,910
Selling and distribution	-	332,848	-	-
	4,947,767	15,097,935	2,619,396	7,665,910
Operating loss	(19,855,583)	(61,095,611)	(8,331,732)	(31,546,271)
Finance cost	1,111,034	15,812,240	346,991	15,062,272
Loss before taxation	(20,966,617)	(76,907,851)	(8,678,723)	(46,608,543)
Taxation				
Current Tax	2,398	7,475,828	2,398	6,018,422
Loss after taxation	(20,969,015)	(84,383,680)	(8,681,121)	(52,626,966)
Loss per share - basic & diluted	(2.01)	(8.07)	(0.83)	(5.03)

The annexed notes form an integral part of these condensed interim financial statements.


CHIEF EXECUTIVE


CHIEF FINANCIAL OFFICER


DIRECTOR