

SECURITY LEASING CORPORATION LIMITED
STATEMENT OF FINANCIAL POSITION
AS AT JUNE 30, 2025

ASSETS

Current assets

Cash and bank balances
Short term investments
Short term loan
Prepayments and other receivables
Taxation-net
Current maturity of non-current assets
Total current assets

2025	2024
-----Rupees-----	
295,746	696,939
-	-
50,000,000	54,000,000
1,320,621	899,795
9,370,694	7,351,594
92,590,062	92,590,062
153,577,123	155,538,390

Non-current assets

Net investment in finance leases
Long-term deposits
Property and equipment - Restated
Investment property
Deferred tax asset
Total non-current assets

-	-
496,500	494,500
119,932	84,953
48,540,218	51,165,494
334,321,869	334,321,869
383,478,519	386,066,816
537,055,642	541,605,206

Total assets

LIABILITIES

Current liabilities

Accrued and other liabilities
Unclaimed dividend
Current maturity of non-current liabilities
Total current liabilities

32,968,708	34,397,041
638,283	638,283
460,678,049	460,678,049
494,285,040	495,713,373

Non-current liabilities

Long-term finances
Long-term deposits
Total non-current liabilities

-	-
-	-

Total liabilities

494,285,040	495,713,373
-------------	-------------

NET ASSETS

42,770,602	45,891,833
------------	------------

REPRESENTED BY SHAREHOLDERS' EQUITY

Share capital and reserve

Issued, subscribed and paid-up share capital
Reserves

438,027,750	438,027,750
(416,255,619)	(413,134,388)


Surplus on revaluation of fixed assets

Total shareholders' equity

21,772,131	24,893,362
20,998,471	20,998,471
42,770,602	45,891,833



CHIEF EXECUTIVE OFFICER



CHIEF FINANCIAL OFFICER




CHAIRMAN

SECURITY LEASING CORPORATION LIMITED
STATEMENT OF PROFIT OR LOSS
FOR THE YEAR ENDED JUNE 30, 2025

	2025	2024
	-----Rupees-----	
Revenue from contracts with customers		
- Operating leases	16,087,822	14,789,084
- Recoveries and settlement gains against finance lease	-	775,000
	<u>16,087,822</u>	<u>15,564,084</u>
Administrative and selling expenses	(19,747,961)	(14,323,438)
	<u>(3,660,139)</u>	<u>1,240,646</u>
Provision/reversal of provision for non performing exposure	-	-
Operating Profit	<u>(3,660,139)</u>	<u>1,240,646</u>
Other operating income	560,000	18,005,308
Finance costs	(21,092)	(3,899)
Profit/(loss) before income tax, minimum tax differential and final tax	<u>(3,121,231)</u>	<u>19,242,055</u>
Final taxes - levy	-	-
Minimum tax - levy	-	(3,271,149)
	<u>-</u>	<u>(3,271,149)</u>
Profit/(loss) before income tax	<u>(3,121,231)</u>	<u>15,970,906</u>
Current tax expense	-	-
	<u>-</u>	<u>-</u>
Profit / (Loss) for the year	<u>(3,121,231)</u>	<u>15,970,906</u>
Profit / (Loss) per share	<u>(0.09)</u>	<u>0.44</u>



 CHIEF EXECUTIVE OFFICER




 CHIEF FINANCIAL OFFICER




 CHAIRMAN

SECURITY LEASING CORPORATION LIMITED
STATEMENT OF CASH FLOWS
FOR THE YEAR ENDED JUNE 30, 2025


	2025	2024
	-----Rupees-----	
CASH FLOWS FROM OPERATING ACTIVITIES		
Profit before income tax	(3,121,231)	19,242,055
Depreciation	2,650,413	2,626,969
Gain on disposal of property and equipment	-	(91,669)
Finance costs	21,092	3,899
Gain on de-recognition of financial liabilities	-	(14,793,187)
Provision for potential lease and other losses	-	-
	<u>2,671,505</u>	<u>(12,253,988)</u>
Operating (loss) before working capital changes	(449,726)	6,988,067
Working capital changes		
Increase in advances, prepayments and other receivables	3,577,058	(20,816)
Net Investment in Lease	-	-
Decrease in accrued and other liabilities	(1,428,333)	(4,943,979)
	<u>2,148,725</u>	<u>(4,964,795)</u>
Cash from operations after working capital changes	1,698,999	2,023,272
Financial charges paid	(21,092)	(3,899)
Taxes paid	(2,019,100)	(1,747,707)
	<u>(2,040,192)</u>	<u>(1,751,606)</u>
Net cash generated from / (used in) operating activities	(341,193)	271,666
CASH FLOWS FROM INVESTING ACTIVITIES		
Proceeds from disposal of property and equipment(net)	-	92,000
Purchase of fixed asset	(60,000)	(88,000)
Net cash generated from investing activities	(60,000)	4,000
CASH FLOWS FROM FINANCING ACTIVITIES		
Repayment of long term finances	-	(1,643,686)
Net cash (used in) financing activities	-	(1,643,686)
Net Increase / (decrease) in cash and cash equivalents	(401,193)	(1,368,020)
Cash and cash equivalents at beginning of the year	696,939	2,064,959
Cash and cash equivalents at end of the year	295,746	696,939



CHIEF EXECUTIVE OFFICER



CHIEF FINANCIAL OFFICER



CHAIRMAN

SECURITY LEASING CORPORATION LIMITED
STATEMENT OF CHANGES IN EQUITY
FOR THE YEAR ENDED JUNE 30, 2025

	Share capital	Capital Statutory reserve	Unappropriated profit/ (loss)	surplus on revaluation of Fixed assets	Total
	Rupees				
Balance as at June 30, 2023	438,027,750	181,867,005	(610,972,299)	20,998,471	29,920,927
Profit for the year			15,970,906		15,970,906
Balance as at June 30, 2024	438,027,750	181,867,005	(595,001,393)	20,998,471	45,891,833
Profit for the year			(3,121,231)		(3,121,231)
Balance as at June 30, 2025	438,027,750	181,867,005	(598,122,624)	20,998,471	42,770,602


CHIEF EXECUTIVE OFFICER


CHIEF FINANCIAL OFFICER


CHAIRMAN