



UDL INTERNATIONAL LIMITED

October 22, 2025

The General Manager,
Pakistan Stock Exchange Limited
Stock Exchange Building, Stock Exchange Road
Karachi

FINANCIAL RESULTS FOR THE 1ST QUARTER ENDED SEPTEMBER 30, 2025

Dear Sir,

This is to inform you that Board of Directors of UDL International Limited in their meeting held on October 22, 2025 at 11:30 a.m at Head Office Karachi has approved the un-audited condensed interim financial statements (unconsolidated & consolidated) for the first quarter ended September 30, 2025 and recommended the following:

(i)	Cash Dividend	NIL
(ii)	Bonus Issue	NIL
(iii)	Right shares	NIL
(iv)	Any other entitlement	NIL
(v)	Any other price sensitive information	NIL

Annexed below (consolidated and unconsolidated) for the three months period (quarter) ended September 30, 2025 :

- 1.) Condensed Statements of Financial Position; 2.) Condensed Statement of profit or loss (3) Condensed Statement of Comprehensive income; (4) Condensed Statement of Changes in Equity; and (5) Condensed Statement of Cash Flows.

We will transmit the quarterly report of the company in electronic form through PUCARS within the specified time.

You may please inform the TREC holders accordingly.

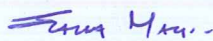
Muhammad Faisal Siddiqui
Company Secretary

cc: The Director/HOD Surveillance, Supervision & Enforcement Department Securities and Exchange Commission of Pakistan NIC Building, 63 Jinnah Avenue, Blue Area Islamabad.

UDL International Limited.
Condensed Interim Unconsolidated Statement of Financial Position
As at September 30, 2025

		Un-audited September 30,2025	Audited June 30,2025
	Note		
ASSETS			
		----- Rupees -----	
Non-current assets			
Property and equipment	4	16,415,019	16,968,468
Intangible assets		234,379	250,003
Long term investments	5	428,567,797	375,688,762
Long term deposits		1,620,350	1,620,350
		446,837,545	394,527,583
Current assets			
Short term investments	6	71,441,495	59,061,265
Advances, deposits, prepayments and other receivables	7	15,099,894	5,707,905
Taxation - net		20,805,249	20,561,697
Cash and bank balances		147,511,731	137,789,880
		254,858,369	223,120,747
TOTAL ASSETS		701,695,914	617,648,330
EQUITY AND LIABILITIES			
Share capital and reserves			
Share capital	8	351,205,480	351,205,480
Un-appropriated profit		34,719,773	7,466,655
General reserve		192,812,478	192,812,478
Unrealized gain on remeasurement carried out at fair value through other comprehensive income		73,291,532	21,760,457
Total shareholder's equity		652,029,263	573,245,070
Non-Current liabilities			
Deferred tax liability		12,411,434	7,154,671
Current liabilities			
Trade and other payables		2,024,620	2,003,483
Short term deposit		6,000,000	6,000,000
Unclaimed dividend		29,230,597	29,245,106
		37,255,216	37,248,589
TOTAL EQUITY AND LIABILITIES		701,695,914	617,648,330
CONTINGENCIES AND COMMITMENTS	9		


The annexed notes from 1 to 14 form an integral part of these condensed interim unconsolidated financial statements.



Chief Executive Officer



Director




Chief Financial Officer

UDL International Limited.

Condensed Interim Unconsolidated Statement of Profit or Loss (Un-Audited)
For the three months period ended September 30, 2025

		Three Months Period Ended	
		September 30,2025	September 30,2024
	Note	----- Rupees -----	
Investment and other income	10	34,361,090	8,265,846
Unrealized gain on re-measurement of investments at Fair value through profit & loss (FVTPL)		6,445,650	1,694,003
		40,806,740	9,959,849
Operating expenses		(11,988,874)	(11,744,955)
Financial charges		(2,790)	(5,314)
Profit/(loss) before levy, minimum tax and final tax		28,815,075	(1,790,420)
Levy, minimum tax and final tax		(3,666,775)	(732,387)
Profit/(loss) after levy, minimum tax and final tax		25,148,300	(2,522,807)
Taxation		2,104,817	-
Profit/(loss) after taxation		27,253,117	(2,522,807)
Earning/(loss) per share - basic		0.78	(0.07)


The annexed notes from 1 to 14 form an integral part of these condensed interim unconsolidated financial statements.



Chief Executive Officer



Director




Chief Financial Officer


UDL International Limited
Condensed Interim Unconsolidated Statement of Comprehensive Income- Un-audited
For the three months period ended September 30, 2025

	Three Months Period Ended	
	September 30,2025	September 30,2024
	----- Rupees -----	
Profit/(loss) after taxation	27,253,117	(2,522,807)
Other comprehensive income		
<i>Items that may not be reclassified subsequently to the statement of profit or loss:</i>		
Unrealized gain on re-measurement of investments at fair value through other comprehensive income (FVOCI)	51,531,075	5,101,172
Total comprehensive income for the period	<u>78,784,192</u>	<u>2,578,365</u>


The annexed notes from 1 to 14 form an integral part of these condensed interim unconsolidated financial



Chief Executive Officer



Director

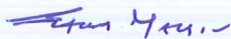


Chief Financial Officer


UDL International Limited
Condensed Interim Unconsolidated Statement of Changes in Equity - Un-audited
For the three months period ended September 30, 2025

	Share Capital	General Reserves	Un- appropriated profit/ (Accumulated Losses)	Income /Deficit on revaluation of investment	Total Shareholder's equity
	Rupees -----				
Balance as at July 1, 2024	351,205,480	192,812,478	(9,433,215)	(27,896,354)	506,688,389
Loss after taxation	-	-	(2,522,807)	-	(2,522,807)
Other comprehensive loss	-	-	-	5,101,172	5,101,172
Total comprehensive income for the period			(2,522,807)	5,101,172	2,578,365
Balance as at September 30, 2024	351,205,480	192,812,478	(11,956,022)	(22,795,182)	509,266,754
Balance as at July 01, 2025	351,205,480	192,812,478	7,466,655	21,760,457	573,245,070
Profit after taxation	-	-	27,253,117	-	27,253,117
Other comprehensive income	-	-	-	51,531,075	51,531,075
Total comprehensive income for the period	-	-	27,253,117	51,531,075	78,784,192
Balance as at September 30, 2025	351,205,480	192,812,478	34,719,773	73,291,532	652,029,262


The annexed notes from 1 to 14 form an integral part of these condensed interim unconsolidated financial statements.



Chief Executive Officer



Director




Chief Financial Officer

UDL International Limited
Condensed Interim Unconsolidated Statement of Cash Flow- Un-audited
For the three months period ended September 30, 2025

		Three Months Period Ended	
	Note	September 30,2025	September 30,2024
		----- Rupees -----	
CASH FLOW FROM OPERATING ACTIVITIES			
Profit/(loss) before levy, minimum tax and final tax		28,815,075	(1,790,420)
Adjustment of non cash items:			
Depreciation	4	553,449	660,708
Amortization	5	15,624	15,625
Unrealized (gain)/loss on re-measurement of investments at FVTPL		(6,445,650)	(1,694,003)
Loss on disposal of asset		-	29,877
Dividend income		(13,581,170)	(3,907,479)
Financial charges		2,790	5,314
		(19,454,957)	(4,889,958)
Operating loss before working capital changes		9,360,119	(6,680,378)
Changes in working capital:			
Advances, deposits, prepayments and other receivables		(9,391,989)	(4,207,711)
Trade and other payables		21,137	(828,548)
Unclaimed dividend		(14,510)	-
		(9,385,361)	(5,036,259)
Tax paid		(3,910,328)	(620,023)
Financial charges paid		(2,790)	(5,314)
Net cash (used in) operating activities		(3,938,360)	(12,341,973)
CASH FLOW FROM INVESTING ACTIVITIES			
Purchase of fixed assets	4	-	(168,000)
Proceeds from sale of fixed assets		-	12,000
Additions in intangible assets		-	(312,500)
Net investments during the year		79,041	92,235,255
Dividends received		13,581,170	3,907,479
Net cash generated from investing activities		13,660,211	95,674,234
CASH FLOW FROM FINANCING ACTIVITIES			
		-	-
Net increase in cash and cash equivalents		9,721,851	83,332,261
Cash and cash equivalents at the beginning of the period		137,789,880	39,588,876
Cash and cash equivalents at the end of the period		147,511,731	122,921,136


The annexed notes from 1 to 14 form an integral part of these condensed interim unconsolidated financial statements.



Chief Executive Officer



Director




Chief Financial Officer


UDL International Limited.
Condensed Interim Consolidated Statement of Financial Position
As at September 30, 2025


		Un-audited	Audited
	Note	September 30,2025	June 30,2025
		----- Rupees -----	
ASSETS			
Non-current assets			
Property and equipment	4	30,704,338	32,009,860
Intangible assets		473,966	500,006
Diminishing musharakah financing	5	119,865,212	108,998,673
Long term investments	6	203,557,797	150,678,762
Long term deposits		1,699,350	1,699,350
		356,300,663	293,886,651
Current assets			
Short term investments	7	71,531,006	59,150,776
Current portion of diminishing musharakah financing		59,362,749	50,990,252
Diminishing musharakah financing rent receivable		539,212	293,167
Advances, deposits, prepayments and other receivables	8	38,179,559	19,161,058
Taxation - net		23,724,451	23,472,276
Cash and bank balances		152,841,790	166,991,025
		346,178,767	320,058,554
TOTAL ASSETS		702,479,431	613,945,205
EQUITY AND LIABILITIES			
Share capital and reserves			
Share capital	9	351,205,480	351,205,480
Un-appropriated profit		27,562,643	1,472,858
General reserve		192,812,478	192,812,478
Unrealized gain on remeasurement carried out at fair value through other comprehensive income		73,291,532	21,760,457
Total equity attributable to equity holders of the holding company		644,872,133	567,251,273
Non-Current liabilities			
Deferred tax liability		12,244,965	7,017,111
Current liabilities			
Trade and other payables		10,131,737	4,431,715
Short term deposit		6,000,000	6,000,000
Unclaimed dividend		29,230,597	29,245,106
		45,362,333	39,676,821
TOTAL EQUITY AND LIABILITIES		702,479,431	613,945,205
CONTINGENCIES AND COMMITMENTS			

10

The annexed notes from 1 to 15 form an integral part of these condensed interim consolidated financial statements.


 Chief Executive Officer


 Director


 Chief Financial Officer

UDL International Limited.

**Condensed Interim Consolidated Statement of Profit or Loss (Un-Audited)
For the three months period ended September 30, 2025**

		Three Months Period Ended	
		September	September
		30,2025	30,2024
Note		----- Rupees -----	
Revenue- Diminishing Musharakah		6,891,779	2,245,684
Investment and other income	11	34,836,736	16,018,599
Unrealized gain on re-measurement of investments at Fair value through profit & loss (FVTPL)		6,445,650	1,694,003
		48,174,165	19,958,286
Operating expenses		(20,446,537)	(20,865,539)
Financial charges		(12,702)	(14,380)
Profit/(loss) before levy, minimum tax and final tax		27,714,925	(921,633)
Levy, minimum tax and final tax		(3,758,868)	(795,546)
Profit/(loss) after levy, minimum tax and final tax		23,956,057	(1,717,179)
Taxation		2,133,727	(145,362)
Profit/(loss) after taxation		26,089,784	(1,862,541)
Earning/(loss) per share - basic		0.74	(0.05)
Attributable to:			
Equity holders of the holding company		26,089,784	(1,862,541)
Non-controlling interest		-	-
		26,089,784	(1,862,541)


The annexed notes from 1 to 15 form an integral part of these condensed interim consolidated financial statements.



Chief Executive Officer



Director




Chief Financial Officer


UDL International Limited
Condensed Interim Consolidated Statement of Comprehensive Income- Un-audited
For the three months period ended September 30, 2025

	Three Months Period Ended	
	September 30,2025	September 30,2024
	----- Rupees -----	
Profit/(loss) after taxation	26,089,784	(1,862,541)
Other comprehensive income		
<i>Items that may not be reclassified subsequently to the statement of profit or loss:</i>		
Unrealized gain on re-measurement of investments at fair value through other comprehensive income (FVOCI)	51,531,075	5,101,172
Total comprehensive income for the period	<u>77,620,859</u>	<u>3,238,631</u>
Attributable to:		
Equity holders of the holding company	77,620,859	3,238,631
Non-controlling interest	-	-
	<u>77,620,859</u>	<u>3,238,631</u>


The annexed notes from 1 to 15 form an integral part of these condensed interim consolidated financial



Chief Executive Officer



Director

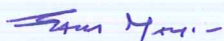


Chief Financial Officer


UDL International Limited
Condensed Interim Consolidated Statement of Changes in Equity - Un-audited
For the three months period ended September 30, 2025

	Share Capital	General Reserves	Un- appropriated profit/ (Accumulated Losses)	Income /Deficit on revaluation of investment	Total Shareholder's equity
	----- Rupees -----				
Balance as at July 1, 2024	351,205,480	192,812,478	(9,433,215)	(27,896,354)	506,688,389
Loss after taxation	-	-	(2,522,807)	-	(2,522,807)
Other comprehensive loss	-	-	-	5,101,172	5,101,172
Total comprehensive income for the period			(2,522,807)	5,101,172	2,578,365
Balance as at September 30, 2024	351,205,480	192,812,478	(11,956,022)	(22,795,182)	509,266,754
Balance as at July 01, 2025	351,205,480	192,812,478	1,472,858	21,760,457	567,251,273
Profit after taxation	-	-	26,089,784	-	26,089,784
Other comprehensive income	-	-	-	51,531,075	51,531,075
Total comprehensive income for the period	-	-	26,089,784	51,531,075	77,620,859
Balance as at September 30, 2025	351,205,480	192,812,478	27,562,643	73,291,532	644,872,132


The annexed notes from 1 to 15 form an integral part of these condensed interim consolidated financial statements.



Chief Executive Officer



Director




Chief Financial Officer


UDL International Limited
Condensed Interim Consolidated Statement of Cash Flow- Un-audited
For the three months period ended September 30, 2025

		Three Months Period Ended	
	Note	September 30,2025	September 30,2024
		----- Rupees -----	
CASH FLOW FROM OPERATING ACTIVITIES			
Profit/(loss) before levy, minimum tax and final tax		27,714,925	(921,633)
Adjustment of non cash items:			
Depreciation	4	1,305,522	1,301,947
Amortization		26,040	31,250
Unrealized (gain)/loss on re-measurement of investments at FVTPL		(6,445,650)	(1,694,003)
Loss on disposal of asset		-	29,877
Dividend income		(13,581,170)	(4,065,360)
Financial charges		12,702	23,446
		(18,682,556)	(4,372,843)
Operating loss before working capital changes		9,032,370	(5,294,476)
Changes in working capital:			
Diminishing Musharakah Financing		(19,485,081)	9,723,616
Advances, deposits, prepayments and other receivables		(19,018,501)	(4,343,712)
Trade and other payables		5,700,022	730,854
Unclaimed dividend		(14,510)	-
		(32,818,070)	6,110,759
Tax paid		(4,011,043)	(2,369,644)
Financial charges paid		(12,702)	(23,446)
Net cash (used in) operating activities		(27,809,446)	(1,576,807)
CASH FLOW FROM INVESTING ACTIVITIES			
Purchase of fixed assets	4	-	(8,446,000)
Proceeds from sale of fixed assets		-	12,000
Additions in intangible assets		-	(625,000)
Net investments during the year		79,041	78,341,109
Dividends received		13,581,170	4,065,360
Net cash generated from investing activities		13,660,211	73,347,469
CASH FLOW FROM FINANCING ACTIVITIES			
		-	-
Net(decrease)/ increase in cash and cash equivalents		(14,149,235)	71,770,662
Cash and cash equivalents at the beginning of the period		166,991,025	166,460,880
Cash and cash equivalents at the end of the period		152,841,790	238,231,543

The annexed notes from 1 to 15 form an integral part of these condensed interim consolidated financial statements.



Chief Executive Officer



Director



Chief Financial Officer