

EAST WEST INSURANCE CO., LTD.

HEAD OFFICE:

EWI/KHO/CS/2025-

October 29, 2025

Manager - TMAD
Trading & TREC Holder's Affairs
Pakistan Stock Exchange Limited
Stock Exchange Building, Stock Exchange Road,
Karachi.

Subject: Financial Results for the period ended September 30, 2025

Dear Sir,

We have to inform you that the Board of Directors of our company in their meeting held on Wednesday October 29, 2025 at 4:00 P.M at 401-404, Lakson Square building No.3, Sarwar Shaheed Road, Karachi, recommended the following:

- | | |
|--|-----|
| i) Cash Dividend: | NIL |
| ii) Bonus Shares: | NIL |
| iii) Right Shares: | NIL |
| iv) Any Other Entitlement: | NIL |
| v) Any other Price-Sensitive Information | NIL |


The financial results of the Company are as follows and attached.

	September 30, 2025	September 30, 2024
(Rupees in '000).....	
Profit before taxation	1,358,996	744,813
Income tax expense	(279,877)	(184,670)
Profit for the year	1,079,119	560,143
Rupees.....	
Earning per share - basic and diluted	4.22	2.19

THE ONLY PUBLIC LIMITED INSURANCE COMPANY OF BALUCHISTAN

REGISTERED OFFICE : 27, Regal Plaza, Jinnah Road, Quetta. Phones : (081) 2822913, 2821397 Fax: (081) 2821460
HEAD OFFICE : 401 - 404, Block "B", 4th Floor, Lakson Square Building No. 3, Sarwar Shaheed Road, Karachi.
PABX : 021-35630400-11 Fax: 021-35630414-35630415 E-mail : info@eastwestinsurance.com.pk Web: www.eastwestinsurance.com.pk

BRANCHES ALL OVER PAKISTAN



EAST WEST INSURANCE CO., LTD.

HEAD OFFICE:

To Increase the Authorized Share Capital from Rs. 3.00 Billion to Rs. 4.00 Billion

The Board of Directors has to decide to increase the Authorized Capital of the company to facilitate the further issue of capital. To consider and if thought fit to pass following Resolution.

RESOLVED that the Authorized Capital of the Company be increased from Rs.3,000,000,000 (Rupees Three thousand Million) to Rs.4,000,000,000 (Rupees Four thousand Million) and divided in 400,000,000 ordinary shares of Rs. 10/- each. That respective clause of Memorandum and Articles of Association of the company be amended to the extent of increased Authorized Capital and division thereof to become effective immediately.

The Extraordinary General Meeting of the Company will be held on Saturday November 29, 2025 at 11.30 A.M at Registered Office of the Company at 27, Regal Plaza, Jinnah Road, Quetta. The Share Transfer Books of the Company will remain closed from November 25, 2025, to November 29, 2024, (both days inclusive).

The Statement of Financial Position, Profit and Loss Account, Statement of Changes in Equity and Statement of Cash Flows are enclosed.

Yours faithfully
EAST WEST INSURANCE CO., LTD.


SHABBIR ALI KANCHWALA
Company Secretary

Copy to

The Executive Director
Monitoring & Enforcement Division
Securities & Exchange Commission of Pakistan
8th Floor, NIC Building, Jinnah Avenue,
Blue Area, Islamabad.

THE ONLY PUBLIC LIMITED INSURANCE COMPANY OF BALUCHISTAN

REGISTERED OFFICE : 27, Regal Plaza, Jinnah Road, Quetta. Phones : (081) 2822913, 2821397 Fax: (081) 2821460

HEAD OFFICE : 401 - 404, Block "B", 4th Floor, Lakson Square Building No. 3, Sarwar Shaheed Road, Karachi.

PABX : 021-35630400-11 Fax: 021-35630414-35630415 E-mail : info@eastwestinsurance.com.pk Web: www.eastwestinsurance.com.pk

BRANCHES ALL OVER PAKISTAN

EAST WEST INSURANCE COMPANY LIMITED
CONDENSED INTERIM STATEMENT OF FINANCIAL POSITION (UNAUDITED)
AS AT SEPTEMBER 30, 2025

		September 30, 2025 (Unaudited)	December 31, 2024 (Audited)
	Note	----- Rupees-----	
ASSETS			
Property and equipment	6	282,567,602	204,381,300
Right of use of assets		26,764,590	30,714,482
Intangible assets	8	769,075	787,678
Investment properties	9	41,849,815	43,480,327
Investments			
Equity securities	10	4,188,399,355	3,273,382,047
Debt securities	11	4,059,547,100	2,033,020,296
Term deposit receipts (TDRs)	12	515,150,552	192,822,071
		8,763,097,007	5,499,224,414
Loans and other receivables	13	84,947,888	89,412,131
Insurance / reinsurance receivables	14	1,264,333,405	1,238,391,691
Reinsurance recoveries against outstanding claims	22	1,026,529,861	1,094,761,982
Deferred commission expense	23	563,412,320	547,715,472
Deferred tax assets		-	-
Prepayments	15	628,363,620	584,443,464
Cash and bank	16	1,538,190,926	102,233,412
		14,220,826,109	9,435,546,353
Total assets of window takaful operations			
Operator's fund		436,202,431	371,605,206
TOTAL ASSETS		14,657,028,540	9,807,151,559
EQUITY AND LIABILITIES			
Capital and reserves attributable to Company's equity holders			
Issued, subscribed and paid-up capital		2,558,779,950	2,558,779,950
Reserves	17	2,049,916,382	1,130,661,389
Unappropriated profit		1,110,933,773	981,814,058
TOTAL EQUITY		5,719,630,105	4,671,255,397
LIABILITIES			
Underwriting provisions			
Outstanding claims including IBNR	22	2,117,804,706	1,566,267,133
Unearned premium reserves	21	2,590,295,211	2,014,906,473
Unearned reinsurance commission	23	160,371,878	148,806,713
		4,868,471,795	3,729,980,319
Retirement benefit obligations		3,324,032	2,701,418
Deferred tax Liabilities		48,593,184	38,527,189
Premium received in advance		902,058,993	388,914
Deposits and other payable	18	1,437,564,432	417,805,153
Lease liability against right of use of asset		37,535,404	40,585,104
Insurance / reinsurance payables		612,542,510	252,961,131
Other creditors and accruals	19	385,496,146	334,556,731
Taxation - net		468,949,508	187,846,229
TOTAL LIABILITIES		8,764,536,003	5,005,352,188
Total liabilities of window Takaful			
Operations - Operator's Fund		172,862,432	130,546,974
TOTAL EQUITY AND LIABILITIES		14,657,028,540	9,807,154,559
CONTINGENCIES AND COMMITMENTS			
	20		

The annexed notes from 1 to 36 form an integral part of this condensed interim financial information.

CHAIRMAN CHIEF EXECUTIVE OFFICER DIRECTOR DIRECTOR

East West Insurance Co. Ltd.

CHIEF FINANCIAL OFFICER
Shabbir A. Ranchwala
 Secretary

EAST WEST INSURANCE COMPANY LIMITED
CONDENSED INTERIM PROFIT AND LOSS ACCOUNT (UNAUDITED)
FOR THE NINE MONTHS PERIOD ENDED SEPTEMBER 30, 2025

	Note	Nine months period ended		Three months period ended	
		September 30, 2025	September 30, 2024	September 30, 2025	September 30, 2024
Net insurance premium	21	4,936,184,902	3,151,935,046	1,690,013,601	1,251,001,670
Net insurance claims	22	(2,261,665,355)	(1,416,820,930)	(723,946,625)	(624,333,255)
Net commission	23	(992,013,609)	(654,279,650)	(194,291,200)	(196,135,435)
Insurance claims and acquisition expenses		(3,253,678,964)	(2,071,100,580)	(918,237,825)	(820,468,690)
Management expenses	24	(911,628,100)	(604,014,435)	(522,620,509)	(312,928,146)
Underwriting results		770,877,838	476,820,031	249,155,267	117,604,834
Investment income	25	659,083,914	377,440,187	320,186,169	67,676,458
Other income	26	95,280,674	26,356,323	75,303,189	7,818,940
Other expenses	27	(238,356,738)	(202,170,130)	(70,159,937)	(60,104,455)
Finance cost	28	(3,581,891)	(4,587,263)	(372,430)	(111,565)
Results of operating activities		1,283,303,797	673,859,148	574,112,258	132,884,212
Profit / (loss) before tax from Window takaful operations	29	75,692,619	70,953,447	22,609,540	19,868,423
Profit before tax		1,358,996,416	744,812,595	596,721,798	152,752,635
Income tax expense		(279,876,702)	(184,670,086)	(65,016,511)	(20,927,835)
Profit after taxation		1,079,119,715	560,142,509	531,705,288	131,824,800
		(Restated)		(Restated)	
Earnings per share - basic and diluted	31	4.22	2.19	2.08	0.52

The annexed notes from 1 to 36 form an integral part of this condensed interim financial information.

CHAIRMAN CHIEF EXECUTIVE OFFICER DIRECTOR DIRECTOR CHIEF FINANCIAL OFFICER

East West Insurance Co. Ltd.

Shabbir A. Kanchwala
Secretary.

EAST WEST INSURANCE COMPANY LIMITED
CONDENSED INTERIM STATEMENT OF CHANGES IN EQUITY (UNAUDITED)
FOR THE NINE MONTHS PERIOD ENDED SEPTEMBER 30, 2025

	Share capital Issued subscribed and paid-up	Reserves		Total reserves	Unappropriated profit	Share Application money	Total
		General reserve	Unrealized gain on available for sale investment				
Rupees							
Balance as at January 01, 2024	1,758,913,880	1,170,000,000	(78,458,067)	1,091,541,933	211,236,086	263,837,080	3,325,528,979
Total comprehensive income for the period	-	-	-	-	560,142,509	-	560,142,509
Profit for the period	-	-	40,342,119	40,342,119	-	-	40,342,119
Other comprehensive income	-	-	40,342,119	40,342,119	560,142,509	-	600,484,628
Issuance of shares other than right	263,837,080					(263,837,080)	
Balance as at September 30, 2024	2,022,750,960	1,170,000,000	(38,115,948)	1,131,884,052	771,378,595	-	3,926,013,607
Balance as at January 01, 2025	2,558,779,950	1,170,000,000	(39,338,611)	1,130,661,389	981,814,058	-	4,671,255,397
Total comprehensive income for the period	-	-	-	-	1,079,119,715	-	1,079,119,715
Profit for the period	-	-	(30,745,007)	(30,745,007)	-	-	(30,745,007)
Other comprehensive income	-	-	(30,745,007)	(30,745,007)	1,079,119,715	-	1,048,374,708
Total comprehensive income for the period							
Transfer to general reserve		950,000,000	-	950,000,000	(950,000,000)	-	-
Balance as at September 30, 2025	2,558,779,950	2,120,000,000	(70,083,618)	2,049,916,382	1,110,933,773	-	5,719,630,105

The annexed notes from 1 to 36 form an integral part of this condensed interim financial information.

CHAIRMAN	CHIEF EXECUTIVE OFFICER	DIRECTOR	DIRECTOR
		CHIEF FINANCIAL OFFICER	

East West Insurance Co. Ltd.




Shashi A. Kanchwala
Secretary

EAST WEST INSURANCE COMPANY LIMITED
CONDENSED INTERIM STATEMENT CASH FLOWS (UNAUDITED)
FOR THE NINE MONTHS PERIOD ENDED SEPTEMBER 30, 2025

	September 30, 2025	September 30, 2024
	----- Rupees-----	
OPERATING CASH FLOWS		
(a) Underwriting activities		
Insurance premium received	8,508,348,155	5,478,488,767
Reinsurance premium paid	(2,114,026,891)	(1,518,020,581)
Claims paid	(2,644,474,919)	(2,659,448,557)
Reinsurance and other recoveries received	1,002,579,258	1,251,683,293
Commission paid	(1,286,003,631)	(1,282,642,940)
Commission received	497,821,987	413,049,995
Underwriting payments	(1,009,635,576)	(424,620,309)
Net cash inflows from underwriting activities	2,954,608,383	1,258,489,668
(b) Other operating activities		
Income tax paid	(88,346,950)	(68,069,388)
Other expenses paid	(202,108,294)	(174,749,995)
Other operating payments	(109,892,801)	(165,722,742)
Net cash used in other operating activities	(400,348,045)	(408,542,125)
Total cash (used in) / generated from all operating activities	2,554,260,338	849,947,543
INVESTMENT ACTIVITIES		
Profit / return received	255,998,954	135,161,355
Dividend received	9,706,210	200,672,746
Other income received	88,254,176	22,217,090
Payment for investments	(10,054,322,612)	(1,495,892,544)
Proceeds from investment	8,919,748,589	334,775,600
Fixed capital expenditure	(111,677,735)	(59,678,420)
Proceeds from sale of property and equipment	6,268,000	10,150,000
Total cash used in all operating activities	(886,024,418)	(852,594,173)
FINANCING ACTIVITIES		
Loan received from director	-	-
Lease rental paid	(5,749,813)	(5,197,063)
Loan repaid to director	(1,500,000)	-
Payment of finance charges	(2,700,112)	(4,357,541)
Total cash (used in) / generated from all financing activities	(9,949,925)	(9,554,604)
Net cash (used in) / generated from all activities	1,658,285,995	(12,201,234)
Cash and cash equivalents at beginning of the period	295,055,483	338,938,660
Cash and cash equivalents at end of the period	1,953,341,478	326,737,426

The annexed notes from 1 to 36 form an integral part of this condensed interim financial information.

CHAIRMAN CHIEF EXECUTIVE OFFICER DIRECTOR DIRECTOR CHIEF FINANCIAL OFFICER

East West Insurance Co. Ltd.

Shabbir A. Kanchwala
 Secretary

EAST WEST INSURANCE COMPANY LIMITED
CONDENSED INTERIM STATEMENT CASH FLOWS (UNAUDITED)
FOR THE NINE MONTHS PERIOD ENDED SEPTEMBER 30, 2025

	September 30, 2025	September 30, 2024
	----- Rupees-----	
Reconciliation to profit and loss account		
Operating cash flows	2,554,260,338	849,947,543
Depreciation expense	(33,368,152)	(25,227,872)
Amortization of intangible	(18,603)	(37,965)
Profit on disposal of fixed assets	6,144,719	3,908,333
Investment income	255,998,954	135,161,355
Gain/ (Loss) on disposal of investment securities	196,441,039	34,383,403
Dividend income	9,706,210	200,672,746
Other income	88,254,176	22,217,090
Gain on takaful operations	75,692,619	70,953,447
(Increase) decrease in assets other than cash	(1,641,262,257)	(449,106,242)
Decrease in operating liabilities	(532,729,329)	(282,729,329)
Profit for the period	979,119,715	560,142,509

Definition of cash


Cash comprises of cash in hand, policy stamps in hand, bank balances and other deposits which are readily convertible to cash and which are used in the cash management function on a day-to-day basis.

Cash for the purpose of statement of cash flows consist of:

	September 30, 2025	September 30, 2024
	----- Rupees-----	
Cash and other equivalents	285,100	320,713
Current and other accounts	1,537,905,826	182,650,379
Deposits maturing within 12 months	515,150,552	143,766,334
	2,053,341,478	326,737,426

The annexed notes from 1 to 36 form an integral part of this condensed interim financial information.

CHAIRMAN CHIEF EXECUTIVE OFFICER DIRECTOR DIRECTOR CHIEF FINANCIAL OFFICER

East West Insurance Co. Ltd.

Shabbir A. Ranchwala
Secretary