

JAVEDAN CORPORATION LTD.
CORPORATE BRIEFING SESSION FY 2025
ON 14-11-2025 AT 02:30 P.M.





NAYA NAZIMABAD
A MARK OF PRIDE



TABLE OF CONTENTS

- ❑ Brief Introduction of Company
- ❑ Master Plan of Naya Nazimabad
- ❑ Financial Performance for the year ended and quarter ended June 30, 2025 & September 30, 2025
- ❑ Revenue Streams of the Company
- ❑ Year on Year comparison of key financial metrics for the last 5 years
- ❑ Questions and Answers Session

BRIEF INTRODUCTION OF THE COMPANY

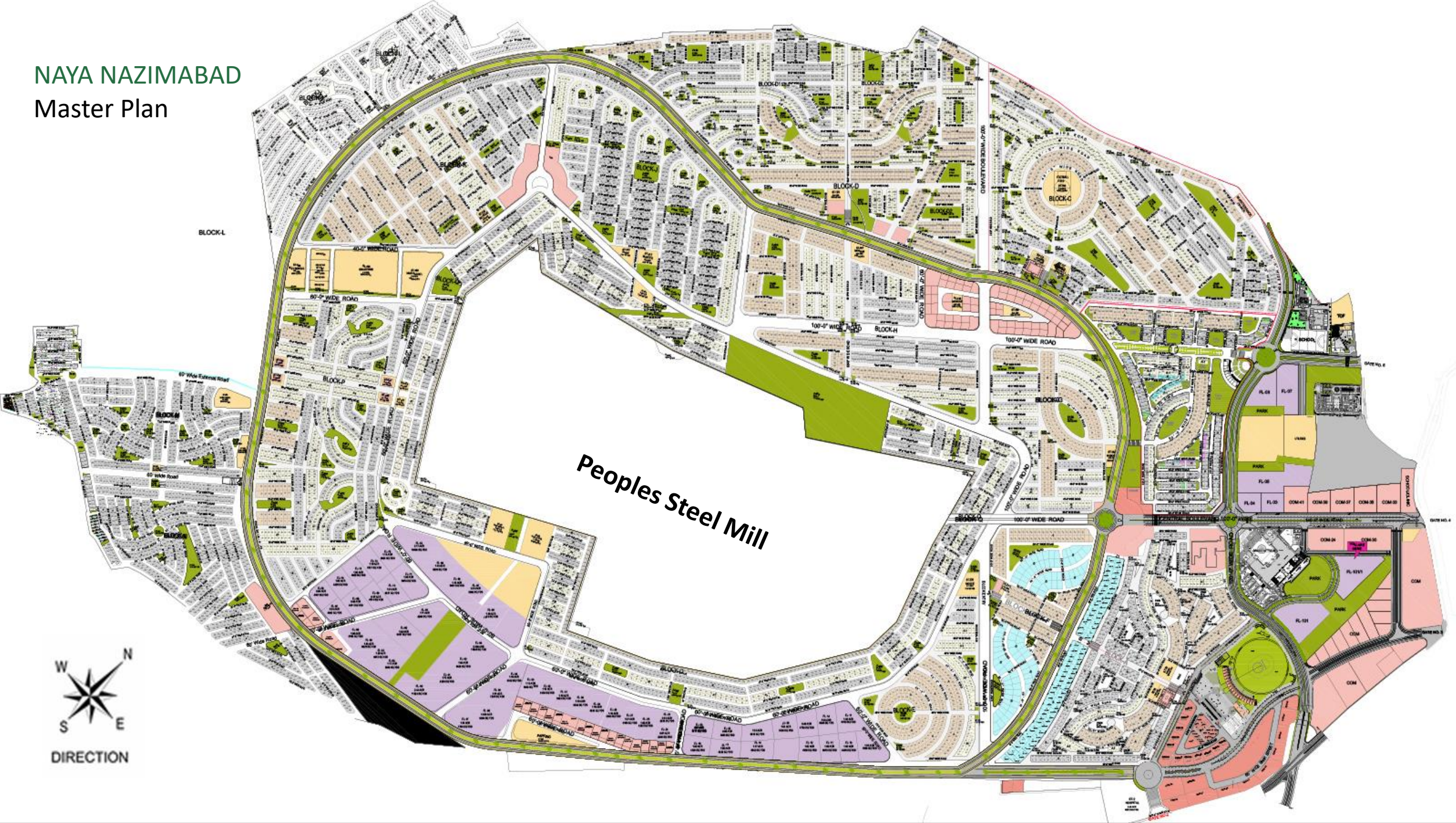
Company History

- ❑ The Company was incorporated in Pakistan on June 08, 1961, as a Public Limited Company under the repealed Companies Act 1913 (now Companies Act 2017) and is listed on Pakistan Stock Exchange.
- ❑ The Company ceased its cement business since 01 July 2010, and the management has developed business diversification strategy for utilizing Company's Land having an area of 1,367 acres for developing a housing scheme "Naya Nazimabad".
- ❑ The Master Plan has been approved by Lyari Development Authority, NOC for Sale and Advertisement has been issued by Sindh Building Control Authority and Board of Revenue is land authority.
- ❑ Naya Nazimabad Project was launched in November 2011.

NAYA NAZIMABAD, the largest **Master-planned, Gated**
community in **Karachi**



NAYA NAZIMABAD
Master Plan



REVENUE STREAMS OF THE COMPANY

❑ **Property Sales**

- Sale of plots and bungalows at a point in time.

❑ **Development and Utility Charges**

- Charges reimbursable from customers for development and utilities.

❑ **Naya Nazimabad Gymkhana and Related Services**

- Club admission fees.
- Gymkhana service fees.

❑ **Other Revenues**

- Transfer fees.
- NOC charges for construction verification.
- Rental income from sports facilities.
- Ali Habib Medical Centre services.

Financial Performance for the year ended June 30, 2025

STATEMENT OF PROFIT OR LOSS

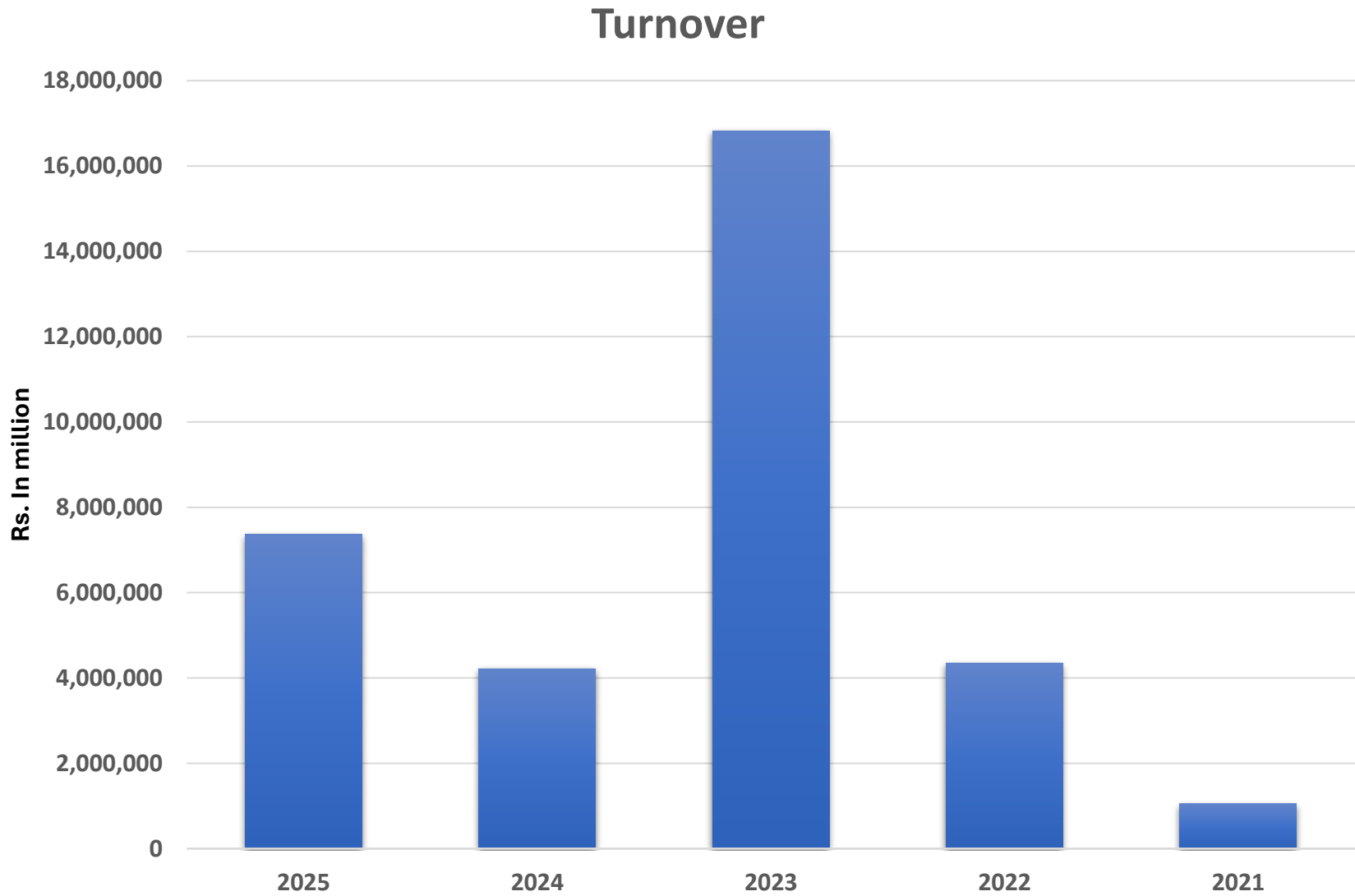
Particulars	--- (Rupees in '000') ---
Revenue	7,361,129
Cost of sales	(5,079,020)
Gross profit	2,282,109
Marketing and selling expenses	(52,699)
Flyover cost	-
Administrative expenses	(738,611)
Finance costs – net	(118,972)
Other income	882,138
Allowance for expected credit loss	(99,689)
Profit before final taxes	2,154,276
Final taxes	(2,415)
Profit before income tax	2,151,861
Taxation	(586,927)
Profit for the period	1,564,934

Financial Performance for the quarter ended September 30, 2025

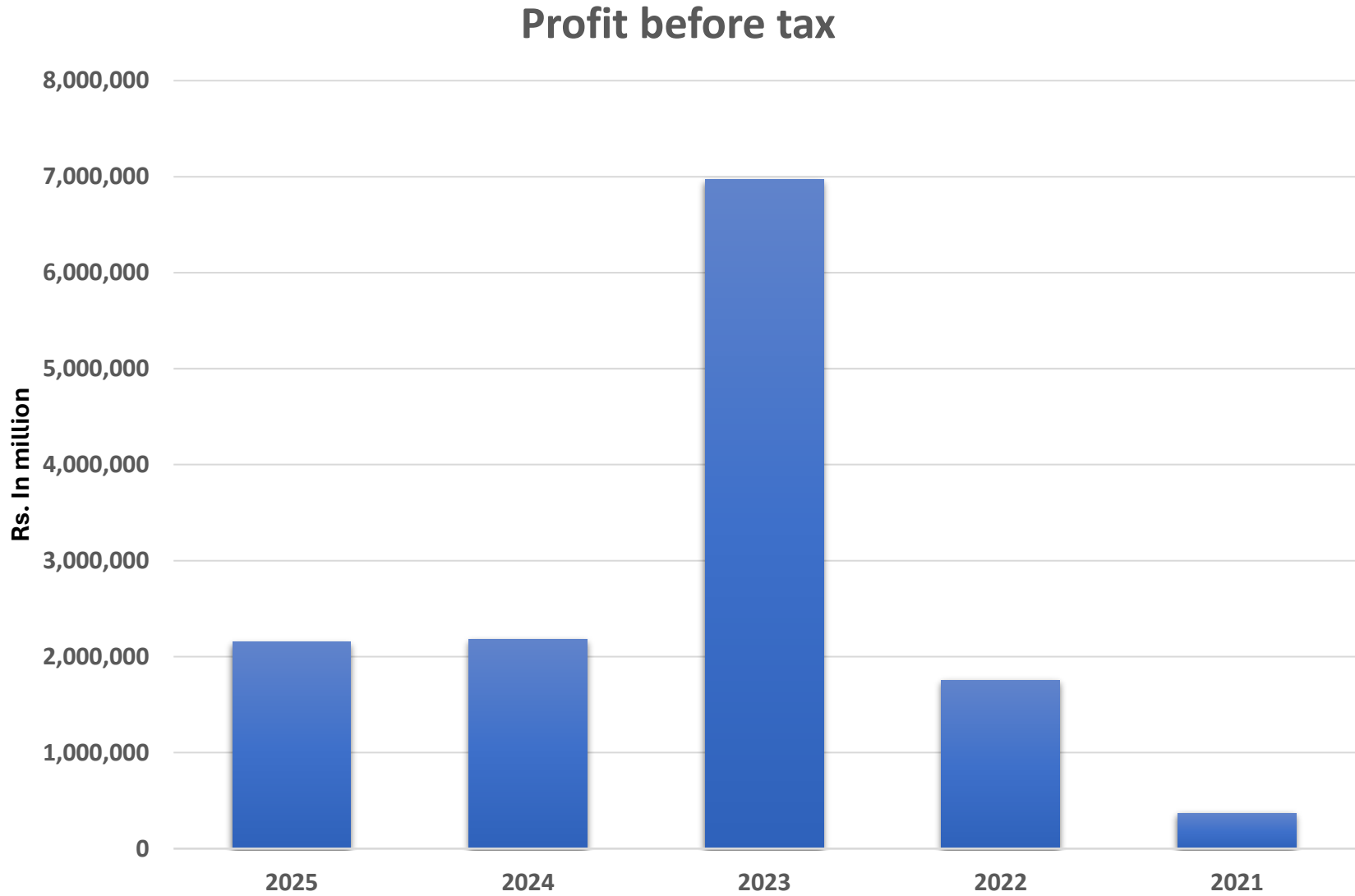
STATEMENT OF PROFIT OR LOSS

Particulars	--- (Rupees in '000') ---
Revenue	1,698,221
Cost of sales	(379,512)
Gross profit	1,318,709
Marketing and selling expenses	(30,951)
Flyover cost	-
Administrative expenses	(235,920)
Finance costs – net	(12,733)
Other income	41,762
Allowance for expected credit loss	-
Profit before final taxes	1,080,868
Final taxes	-
Profit before income tax	1,080,868
Taxation	(356,390)
Profit for the period	724,478

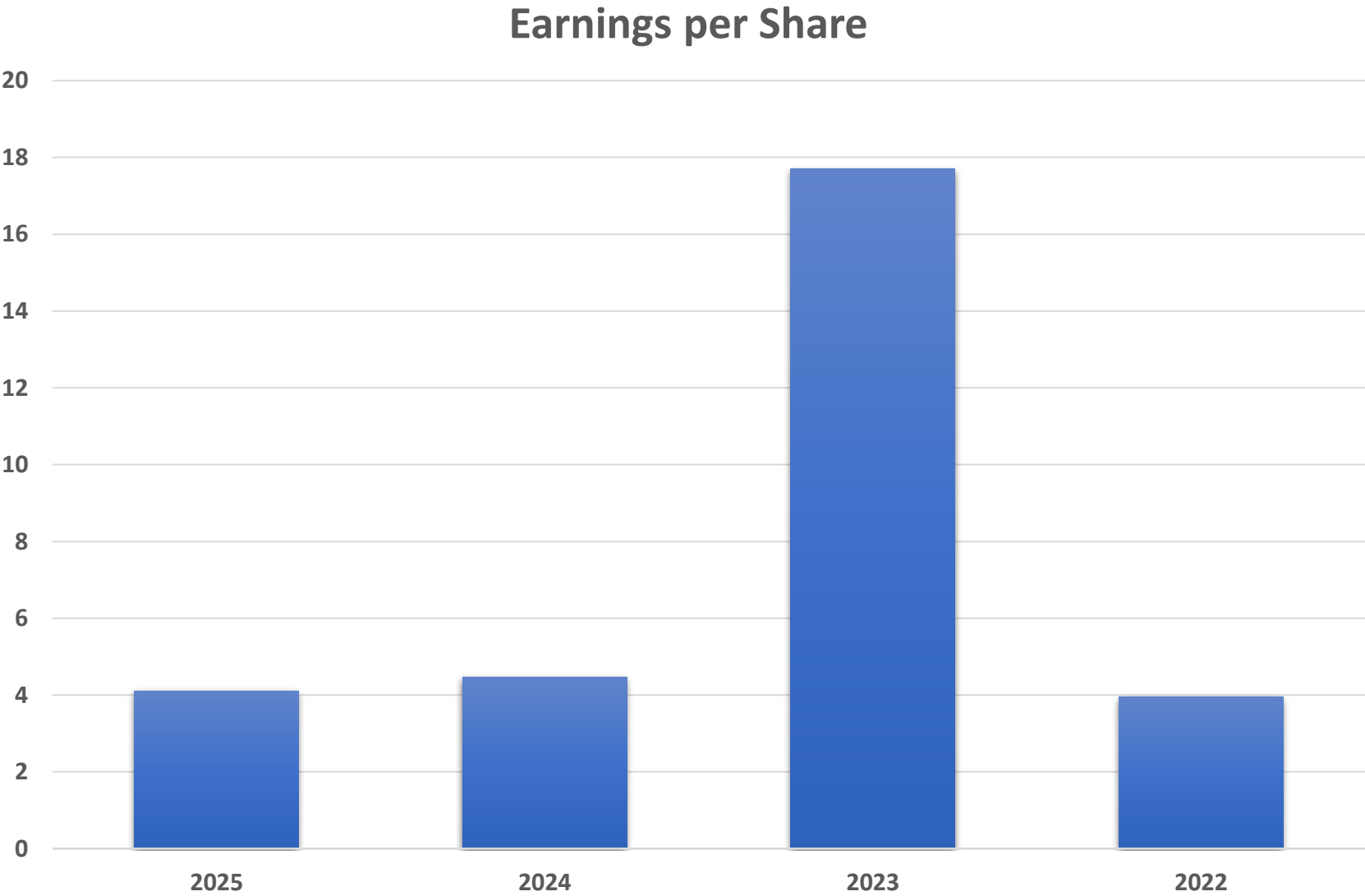
YEAR ON YEAR COMPARISON OF KEY FINANCIAL METRICS FOR THE LAST 5 YEARS



YEAR ON YEAR COMPARISON OF KEY FINANCIAL METRICS FOR THE LAST 5 YEARS



YEAR ON YEAR COMPARISON OF KEY FINANCIAL METRICS FOR THE LAST 5 YEARS



Questions and Answers Session