



FEROZSONS
LABORATORIES LIMITED

CORPORATE BRIEFING SESSION

FRIDAY, NOVEMBER 21, 2025



PEOPLE TRUST US

AGENDA

1. Company Profile
2. Collaborations and Product Portfolio
3. Pharmaceutical Industry Highlights
4. Financial Performance
5. Questions and Answers Session



COMPANY INFORMATION

Incorporation



Incorporated in
1954 as
Private Limited
Company

Enlistment



First Pakistani
Pharmaceutical Co.
Listed on Stock
Exchange in 1960

Principle Business



Primarily Engaged
in the Manufacture,
Imports and Sale of
Pharmaceutical
Products and
Medical Devices

Patient - Centricity

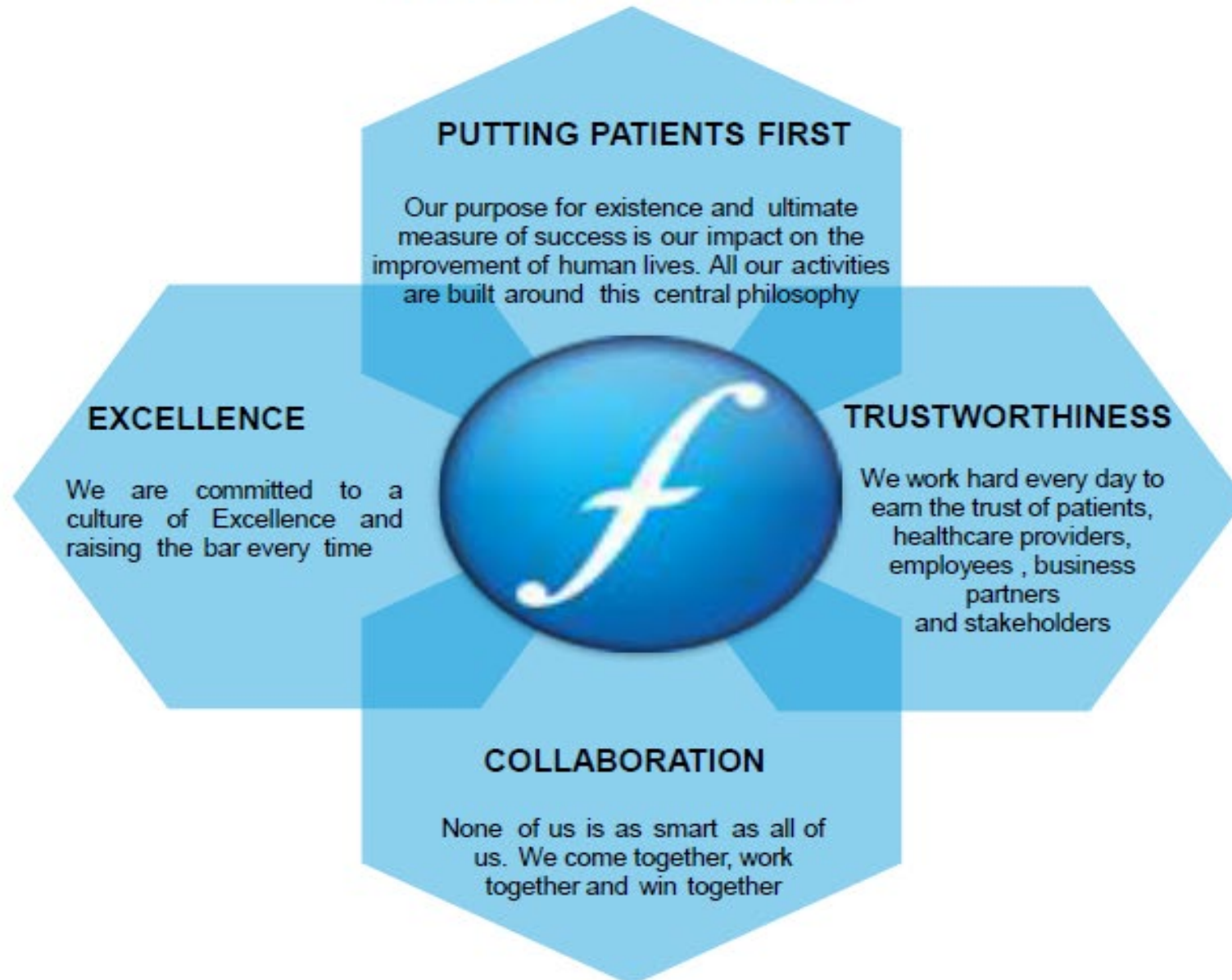


We, being a Patient
Centric Company,
take Pride in
Bringing Latest
Therapies to Cater
Unmet Patient
Needs



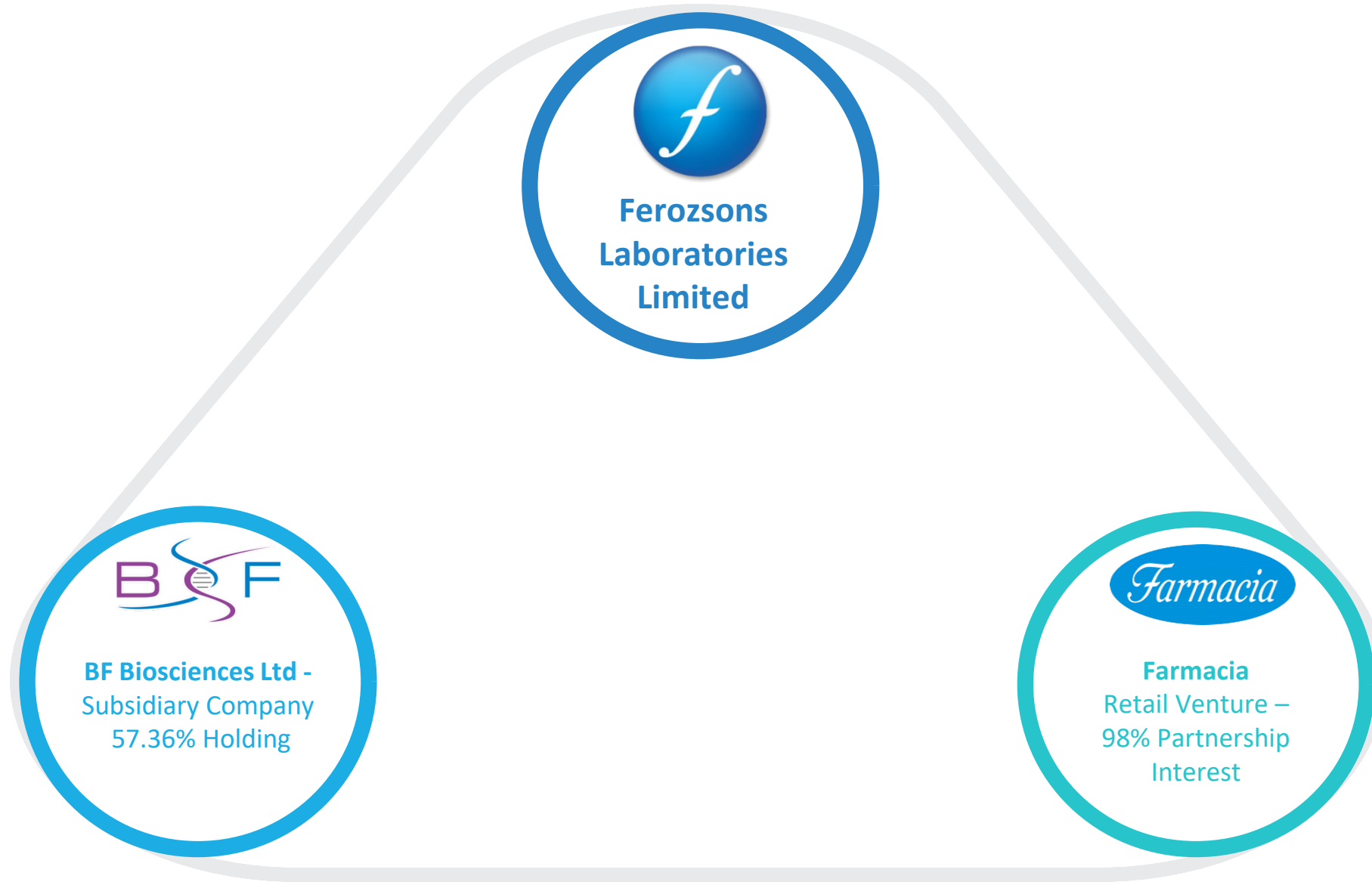
PEOPLE TRUST US

OUR VALUES



PEOPLE TRUST US

CORPORATE STRUCTURE



PEOPLE TRUST US

MANUFACTURING CAPABILITIES

cGMP Compliant Manufacturing Facilities:

We have two cGMP compliant manufacturing facilities in Pakistan, to cater the production of tablets, capsules, syrups, suspensions, ointments and injectables.

Maintaining Highest Quality Standards:

In order to maintain quality standards with world's most reputed pharma companies, Ferozsons sources raw materials only from cGMP compliant manufacturers.

BMR of Production Facility:

Over the last few years, investment amounting to Rs. 2.83 billion has been made as part of BMR of existing manufacturing facility of the Company.



PEOPLE TRUST US

MANUFACTURING CAPABILITIES

Ferozsons - Pharmaceutical Manufacturing Unit, Nowshera



PEOPLE TRUST US

CLEAN ENERGY INITIATIVES



To promote green energy and reduce carbon footprints, the Company installed two solar power plants of One-megawatt each.



PEOPLE TRUST US

CORPORATE SOCIAL RESPONSIBILITY

Company is committed to the protection of environment and investing in community's health and education. During the year ended 30 June 2025, Company has contributed to various CSR activities including:



Through collaboration with LUMS and iHart, Company is offering courses and providing research facilitation to clinicians and institutions across the country.



Through this forum, Company will offer mentorship, training, and support to emerging women leaders in medicine and surgery.



MAGIC is pioneering initiative of the Company that brings together experts from across the fields of diabetes, obesity, cardiovascular health, nephrology, and hepatology, aiming to develop a comprehensive and collaborative approach to metabolic care.



Company annually supports the National Outreach Programme (NOP) of the Lahore University of Management Science (LUMS). Our scholarship endowment fund supports need-based scholarships for NOP students.



PEOPLE TRUST US

AGENDA

1. Company Profile
2. Collaborations & Product Portfolio
3. Pharmaceutical Industry Highlights
4. Financial Performance
5. Questions and Answers Session



COLLABORATIONS

1

**Grupo Empresarial
Bago S.A.**



4

BioGaia Sweden



2

Boston Scientific



5

Nihon Kohden



3

Gilead Sciences



PEOPLE TRUST US

PRODUCT PORTFOLIO – PHARMA

Our key therapeutic areas include:

1

Gastroenterology

2

Diabetes / Anti-Obesity

3

Cardiology

4

Hepatology

5

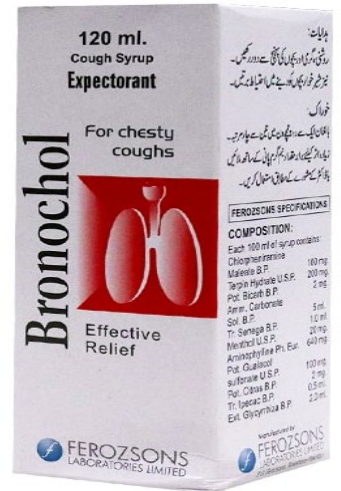
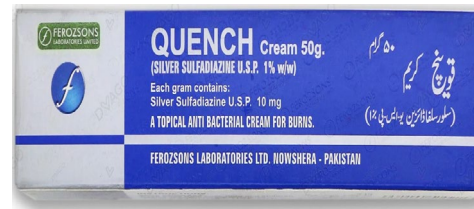
Urology

6

Pediatric

7

Antivirals / Infectious Diseases



PEOPLE TRUST US

PRODUCT PORTFOLIO – MEDICAL DEVICES

Medical devices of following segments are marketed:

1

Cardiology

2

Endo

3

Urology

4

Electrophysiology

5

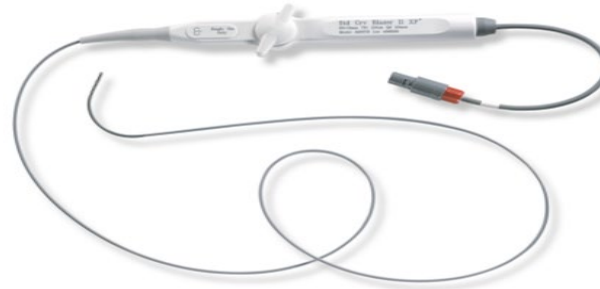
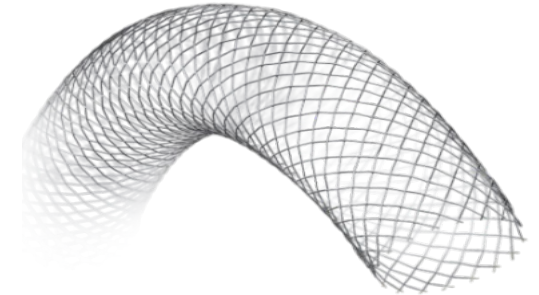

Cardiac Rhythm Management

6

Neuromodulation

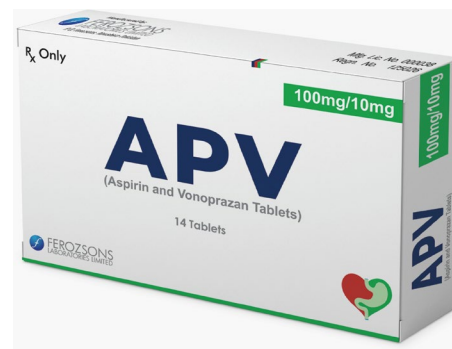
7

Ultrasound / Other Diagnostic
Machines



PEOPLE TRUST US

NEW BRANDS IN OUR PORTFOLIO



PEOPLE TRUST US

AGENDA

1. Company Profile
2. Collaborations & Product Portfolio
3. Pharmaceutical Industry Highlights
4. Financial Performance
5. Questions and Answers Session



PHARMACEUTICAL INDUSTRY HIGHLIGHTS

1	Market Size	Overall Pakistan's Retail Pharma Market stands at Rs. 1.12 Trillion.
2	Growth and CAGR	Growth over last year stands at 17.28%, whereas last 5 years CAGR stands at 17.54%.
3	Top Corporates	Approx. 97.3% market share is held by top 100 pharma corporates in Pakistan.
4	Market Share Top Channels	Retail pharmacy channel captures share of approx. 58.67%.
5	New Launches	775 new products have been launched, which nearly contributes 1.42% of the market share.

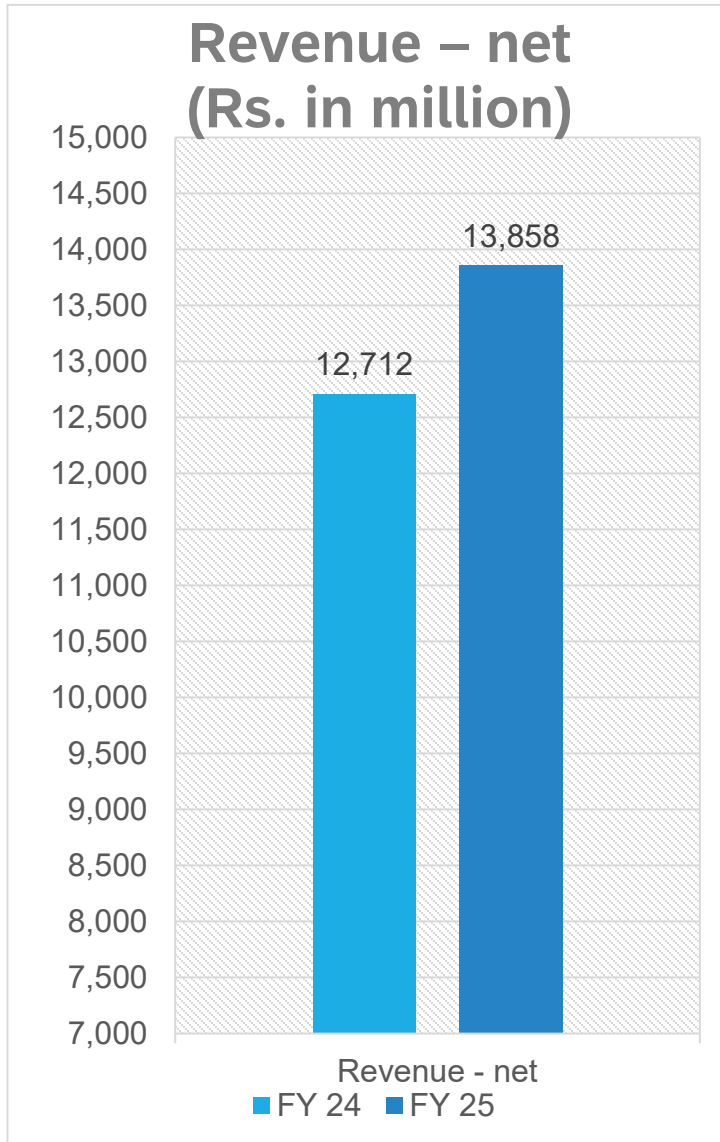


AGENDA

1. Company Profile
2. Collaborations & Product Portfolio
3. Pharmaceutical Industry Highlights
4. Financial Performance
5. Questions and Answers Session



FINANCIAL PERFORMANCE – YEAR ENDED 30 JUN 2025 (STANDALONE)



Revenue

Overall topline of the Company grew by 9% over the last year. Five-year CAGR is 20.88%.

Gross Profit

Gross profit closed at Rs. 5,719 million, compared to Rs. 4,942 million last year demonstrating a growth of 16%. GP margin ratio was 41.3% against 38.9% last year.

Operating Profit

Operating profit closed at Rs. 1,376 million, compared to Rs. 1,138 million last year demonstrating a growth of 21%.

Profit After Tax

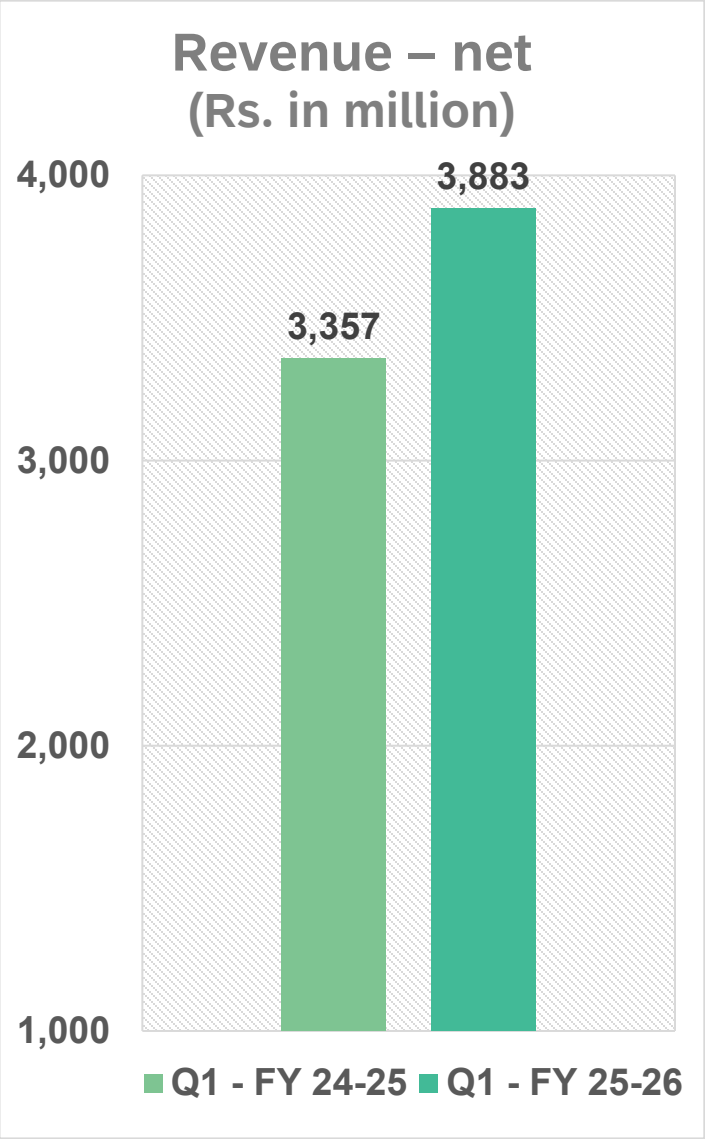
Profit after tax closed at Rs. 528 million, compared to Rs. 400 million last year.

Earnings Per Share

Earnings per share closed at Rs. 12.15 for the year ended 30 June 2025 compared to Rs. 9.20 last year.



FINANCIAL PERFORMANCE – PERIOD ENDED 30 SEP 2025 (STANDALONE)



Revenue

Overall topline of the Company improve by 16% over the same period last year.

Gross Profit

Gross profit closed at Rs. 1,580 million, compared to Rs. 1,307 million in same period last year depicting an increase of 21%. GP ratio closed at 41% against 39% in same period last year.

Operating Profit

Operating profit closed at Rs. 377 million, compared to Rs. 357 million in same period last year depicting an increase of 6%.

Profit After Tax

Profit after tax closed at Rs. 182 million, compared to Rs. 140 million in same period last year.

Earnings Per Share

Earnings per share closed at Rs. 4.20 for the period ended 30 September 2025 compared to Rs. 3.23 in same period last year, depicting an increase of 30%.



AGENDA

1. Company Profile
2. Collaborations & Product Portfolio
3. Pharmaceutical Industry Highlights
4. Financial Performance
5. Questions and Answers Session





FEROZSONS
LABORATORIES LIMITED



Q&A SESSION



PEOPLE TRUST US



THANK YOU