

Date: November 20, 2025

Form-7

The General Manager
Pakistan Stock Exchange Limited
Stock Exchange Building
Stock Exchange Road
Karachi.

Subject: **Financial Results for the Quarter Ended 2025-09-30**

Dear Sir,


We have to inform you that the Board of Directors of TPL Corp Limited (the "Company") in its meeting held on **Thursday, November 20, 2025 at 12:30 PM** at 20 Floor, Sky Tower-East Wing, Dolmen City, HC-3, Block 4, Abdul Sattar Edhi Avenue, Clifton, Karachi, recommended the following:

1)	<u>Cash Dividend:</u>	Nil
2)	<u>Bonus Shares:</u>	Nil
3)	<u>Right Shares:</u>	Nil
4)	<u>Any Other Entitlement:</u>	Nil

The financial results of the Company are attached herewith.

The quarterly report of the Company for the period ended September 30, 2025 will be transmitted through PUCARS separately, within the specified time.

Yours sincerely,


Shayan Mufti
Company Secretary



Enclosure: As above

TPL CORP LIMITED
UNCONSOLIDATED CONDENSED INTERIM STATEMENT OF FINANCIAL POSITION
AS AT 30 SEPTEMBER 2025

		30 September 2025 (Unaudited) Rupees	30 June 2025 (Audited) Rupees
	Note		
ASSETS			
NON-CURRENT ASSETS			
Property and equipment		6,162,612	7,874,177
Right of use asset		43,582,026	58,109,373
Long term deposits		14,600,000	14,600,000
Long-term investments	5	9,011,907,356	7,814,813,071
		9,076,251,994	7,895,396,621
CURRENT ASSETS			
Deposits and prepayments		100,446,928	100,207,682
Due from related parties	6	219,027,070	237,905,877
Accrued markup	7	35,115,420	35,115,420
Taxation – net		18,594,319	16,365,557
Cash and bank balances		10,000,782	12,232,360
		383,184,519	401,826,896
TOTAL ASSETS		9,459,436,513	8,297,223,517
EQUITY AND LIABILITIES			
SHARE CAPITAL AND RESERVES			
Authorised capital		3,300,000,000	3,300,000,000
Issued, subscribed and paid-up capital		2,672,977,630	2,672,977,630
Capital reserve		60,855,762	60,855,762
Revenue reserve		(4,373,895,125)	(4,242,916,272)
Other component of equity		1,991,694,450	777,020,165
		351,632,717	(732,062,715)
Subordinated loan from the Parent Company		2,000,000,000	2,000,000,000
		2,351,632,717	1,267,937,285
NON-CURRENT LIABILITIES			
Long term financing	8	1,530,723,493	1,530,723,493
CURRENT LIABILITIES			
Trade and other payables		562,903,222	477,854,436
Due to related parties	9	2,529,513,084	1,993,602,921
Accrued mark-up		773,928,738	801,328,687
Current portion of non-current liabilities		1,618,697,978	2,133,739,413
Short term borrowing		87,307,698	87,307,698
Unclaimed dividend		4,729,583	4,729,583
		5,577,080,303	5,498,562,738
TOTAL EQUITY AND LIABILITIES		9,459,436,513	8,297,223,517
CONTINGENCIES AND COMMITMENTS			
	10		


The annexed notes 1 to 14 form an integral part of these financial statements.

		
CHIEF EXECUTIVE OFFICER	CHIEF FINANCIAL OFFICER	DIRECTOR

TPL CORP LIMITED
UNCONSOLIDATED CONDENSED INTERIM STATEMENT OF PROFIT OR LOSS AND
OTHER COMPREHENSIVE INCOME (UNAUDITED)
FOR THE NINE MONTHS PERIOD ENDED 30 SEPTEMBER 2025

	30 September 2025	30 September 2024
	----- (Rupees) -----	
Dividend income	-	-
Operating and administrative expenses	(28,453,638)	(34,607,925)
	(28,453,638)	(34,607,925)
Finance costs	(118,367,067)	(394,150,238)
Gain & Loss on Derivatives	11,103,485	(21,434,600)
Other income	4,738,367	815,348
Loss before taxation	(130,978,853)	(449,377,416)
taxation-current	-	-
Net loss for the period	(130,978,853)	(449,377,416)
Other comprehensive income		
Items not to be reclassified to profit or loss in subsequent periods		
Unrealised gain / (loss) on revaluation of investments at FVOCI - net of tax	1,214,674,285	(462,232,306)
Total comprehensive income/(loss) for the period	1,083,695,432	(911,609,722)
Loss per share - basic and diluted	(0.49)	(1.68)


The annexed notes 1 to 14 form an integral part of these financial statements.



CHIEF EXECUTIVE OFFICER



CHIEF FINANCIAL OFFICER



DIRECTOR

TPL CORP LIMITED
UNCONSOLIDATED CONDENSED INTERIM STATEMENT OF CHANGES IN EQUITY (UN-AUDITED)
FOR THE NINE MONTHS PERIOD ENDED 30 SEPTEMBER 2025

	Issued, subscribed and paid-up capital	Capital reserve Reserve created under Scheme of Arrangement	Revenue reserve Accumulated loss	Other component of equity Unrealised gain/(loss) on investment	Subordinated loan from the Parent Company	Total equity
	Rupees					
Balance at 01 July 2024	2,672,977,630	60,855,762	(1,964,145,454)	3,370,367,314	-	4,140,055,252
Net loss for the period	-	-	(959,129,298)	-	-	(959,129,298)
Other comprehensive loss	-	-	-	(1,258,460,948)	-	(1,258,460,948)
Total comprehensive loss for the period	-	-	(959,129,298)	(1,258,460,948)	-	(2,217,590,246)
Balance as at 30 September 2024	<u>2,672,977,630</u>	<u>60,855,762</u>	<u>(2,923,274,752)</u>	<u>2,111,906,366</u>	<u>-</u>	<u>1,922,465,006</u>
Balance as at 01 July 2025	2,672,977,630	60,855,762	(4,242,916,272)	777,020,165	2,000,000,000	1,267,937,285
Net loss for the period	-	-	(130,978,853)	-	-	(130,978,853)
Other comprehensive income	-	-	-	1,214,674,285	-	1,214,674,285
Total comprehensive income / (loss) for the period	-	-	(130,978,853)	1,214,674,285	-	1,083,695,432
Balance as at 30 September 2025	<u>2,672,977,630</u>	<u>60,855,762</u>	<u>(4,373,895,125)</u>	<u>1,991,694,450</u>	<u>2,000,000,000</u>	<u>2,351,632,717</u>

The annexed notes 1 to 14 form an integral part of these financial statements.


CHIEF EXECUTIVE OFFICER


CHIEF FINANCIAL OFFICER


DIRECTOR

TPL CORP LIMITED
CONDENSED INTERIM CONSOLIDATED STATEMENT OF FINANCIAL POSITION (UNAUDITED)
AS AT SEPTEMBER 30, 2025

	Note	Unaudited September 30, 2025 (Rupees)	Audited June 30, 2025 (Rupees)
ASSETS			
NON - CURRENT ASSETS			
Property, plant and equipment		916,729,694	946,285,554
Intangible assets		2,989,856,343	2,986,829,522
Right-of-use asset		382,784,056	448,472,985
Due from related parties		792,347,000	792,347,000
Long-term Investments		12,267,325,508	10,725,506,683
Long-term loans and deposits		69,389,238	73,341,625
		17,418,431,839	15,972,783,369
CURRENT ASSETS			
Stock-in-trade		309,543,537	309,552,268
Trade debts		463,477,241	374,356,951
Loans and advances		892,899,681	866,220,531
Trade deposits and prepayments		799,490,599	873,296,925
Accrued mark-up		448,618,500	446,750,774
Insurance and reinsurance receivables		1,990,226,998	1,876,610,185
Other receivables		841,057,246	554,471,008
Short-term investments		1,795,854,770	1,844,379,441
Due from related parties	5	572,628,635	424,360,235
Deferred commission expense		249,228,486	265,452,520
Cash and bank balances		3,819,008,656	3,906,590,725
		12,182,034,348	11,742,041,563
TOTAL ASSETS		29,600,466,187	27,714,824,932

TPL CORP LIMITED
CONDENSED INTERIM CONSOLIDATED STATEMENT OF FINANCIAL POSITION (UNAUDITED)
AS AT SEPTEMBER 30, 2025

	Note	Unaudited September 30, 2025 (Rupees)	Audited June 30, 2025 (Rupees)
<u>EQUITY AND LIABILITIES</u>			
SHARE CAPITAL AND RESERVES			
Share capital			
Authorised			
330,000,000 (June 30, 2024: 330,000,000) ordinary shares of Rs.10/- each		3,300,000,000	3,300,000,000
Issued, subscribed and paid-up capital		2,672,977,630	2,672,977,630
Capital reserves		60,855,762	60,855,762
Revenue reserves		(4,118,952,997)	(4,467,233,040)
Other components of equity		123,802,971	132,445,938
Subordinated loan from parent company		2,000,000,000	2,000,000,000
		738,683,365	399,046,290
Non-controlling interest		6,470,952,657	5,501,578,892
		7,209,636,022	5,900,625,182
Participants' Takaful Fund		7,583,548	24,545,759
		7,217,219,570	5,925,170,941
NON - CURRENT LIABILITIES			
Long-term financing		2,163,099,964	1,913,418,397
Liabilities against assets subject to finance lease		154,366,986	328,111,678
Deferred tax liabilities - net		47,174,588	51,999,026
Deferred liabilities		14,596,478	14,965,612
		2,379,238,016	2,308,494,713
CURRENT LIABILITIES			
Trade and other payables		5,702,619,285	5,043,942,035
Accrued mark-up		1,221,691,413	1,200,632,680
Short-term financing		2,274,166,126	2,173,963,325
Liabilities against insurance contracts		2,597,820,758	2,611,146,314
Underwriting provisions		2,734,748,062	2,660,213,216
Current portion of non-current liabilities		2,106,530,841	2,543,995,060
Due to related parties	6	2,867,065,961	2,770,475,994
Taxation – net		205,210,065	182,387,142
Unclaimed dividend		5,805,229	5,805,229
Advance monitoring fees		288,350,861	288,598,283
		20,004,008,601	19,481,159,278
TOTAL EQUITY AND LIABILITIES		29,600,466,187	27,714,824,932

CONTINGENCIES AND COMMITMENTS

7

The annexed notes from 1 to 10 form an integral part of these unaudited consolidated condensed interim financial


CHIEF EXECUTIVE OFFICER


CHIEF FINANCIAL OFFICER


DIRECTOR

TPL CORP LIMITED
CONDENSED INTERIM CONSOLIDATED STATEMENT OF PROFIT OR LOSS
AND OTHER COMPREHENSIVE INCOME (UNAUDITED)
FOR THE PERIOD ENDED SEPTEMBER 30, 2025

	September 30, 2025	September 30, 2024
	----- (Rupees) -----	
Turnover – net	3,580,017,702	1,870,488,433
Cost of sales	(1,127,400,280)	(1,234,080,483)
Gross profit	2,452,617,422	636,407,951
Distribution expenses	(70,063,822)	(94,037,088)
Administrative expenses	(900,826,992)	(720,801,963)
Operating (loss)	1,481,726,608	(178,431,100)
Other expense	(58,332,845)	(119,262,369)
Finance cost	(258,214,031)	(665,578,830)
Other income	90,601,962	(559,473,441)
Share of Loss from Associate	1,168,482	-
Add/(Less) Share of PTF	16,962,211	(8,344,764)
(Loss) / profit before taxation	1,273,912,387	(1,531,090,504)
Taxation	(45,065,284)	(39,833,530)
(Loss) / profit after taxation	1,228,847,104	(1,570,924,034)
Other comprehensive (loss)/income not to be reclassified to profit or loss in subsequent periods, (net of tax)		
Fair value (loss)/gain on equity instruments designated at fair value through other comprehensive income (FVTOCI)	3,667,536	(7,399,083)
Other comprehensive loss to be reclassified to profit or loss in subsequent periods (net of tax)		
Exchange differences on translation of foreign operations	272,427	1,112,042
Total comprehensive (loss)/income for the period	1,232,787,068	(1,577,211,075)
Earning / (loss) per share - basic and diluted	1.10	(3.49)
Profit / (loss) for the period attributable to:		
Owners of the Holding Company	293,810,089	(932,841,869)
Non-controlling interest	935,037,015	(638,082,164)
	1,228,847,104	(1,570,924,033)
Total comprehensive profit / (loss) for the period attributable to:		
Owners of the Holding Company	285,167,122	(927,792,579)
Non-controlling interest	947,619,946	(649,418,495)
	1,232,787,068	(1,577,211,074)

The annexed notes from 1 to 10 form an integral part of these unaudited consolidated condensed interim financial information.


CHIEF EXECUTIVE OFFICER


CHIEF FINANCIAL OFFICER


DIRECTOR

TPL CORP LIMITED
CONSOLIDATED CONDENSED INTERIM STATEMENT OF CHANGES IN EQUITY (UN-AUDITED)
FOR THE PERIOD ENDED SEPTEMBER 30, 2025

		Capital reserves	Revenue reserves						
	Issued, subscribed and paid-up capital	Reserve created under Scheme of Arrangement	Revenue reserves- unappropriated profits	Fair value reserve of financial assets designated at FVOCI	Foreign Exchange Translation reserve	Total reserves	Subordinated loan from parent company	Non-controlling interest	Total Equity

The annexed notes from 1 to 10 form an integral part of these unaudited consolidated condensed interim financial information.

		
CHIEF EXECUTIVE OFFICER	CHIEF FINANCIAL OFFICER	DIRECTOR

CONSOLIDATED CONDENSED INTERIM STATEMENT OF CHANGES IN EQUITY (UN-AUDITED) (CONTINUED)
FOR THE PERIOD ENDED SEPTEMBER 30, 2025

The annexed notes from 1 to 10 form an integral part of these unaudited consolidated condensed interim financial information.

DIRECTOR