

SHADAB TEXTILE MILLS LIMITED



- CORPORATE BRIEFING SESSION (CBS)– 2025

SHADAB TEXTILE MILLS LIMITED



- Company Brief
- Strategic / Operational Developments
- Financial Details
- Question & Answers

SHADAB TEXTILE MILLS LIMITED



COMPANY'S BRIEF



Incorporation

19th August, 1979



Commencement of Business

18th November, 1979



Major Business

Manufacturing, selling, buying and dealing in Yarn of all types.



Production Capacity

21.817 million Kgs (Converted into 20/s)



Paid-up Capital

PKR 166 Million

SHADAB TEXTILE MILLS LIMITED



Corporate Information

Board of Directors

Mian Aamir Naseem	Chief Executive
Mr. Saad Naseem	Chairman/Non Executive Director
Mian Farrukh Naseem	Executive Director
Mr. Yasir Naseem	Non Executive Director
Mr. Hamza Naseem	Non Executive Director
Mrs. Fatima Aamir	Female - Non Executive Director
Mr. Fahad Shafiq	Independent Director
Mr. Ghazanfer Feroz	Independent Director

AUDIT COMMITTEE

Mr. Fahad Shafiq	Chairman
Mr. Yasir Naseem	Member
Mr. Hamza Naseem	Member

HUMAN RESOURCE & REMUNERATION COMMITTEE

Mr. Fahad Shafiq	Chairman
Mr. Ghazanfer Feroz	Member
Mr. Saad Naseem	Member

SHADAB TEXTILE MILLS LIMITED



Vision & Mission

Vision:

To strive for excellence through commitments, integrity, honesty and team work.

Mission:

- Complete Satisfaction of Buyers/Consumers is our motto.
- Manufacturing of blended yarn as per the customer's requirements and market demand.
- Keeping pace with the rapidly changing technology by continuously balancing, modernization and replacement (BMR) of Plant and Machinery
- Enhancing the profitability by improving the efficiency and cost controls.
- Betterment of Mills employees as quality policy.
- Protecting the environment and contributing towards the economic strength of the country and function as a good corporate citizen.

Permissible Business:

The Company is registered as a public limited company in Pakistan and engaged in the business of manufacturing, selling, buying and dealing in yarn of all types.

SHADAB TEXTILE MILLS LIMITED



Company Profile

Company Registration No CUIN 0007162

National Tax Number (NTN) 0657824-1

Sales Tax Registration
Number (STRN) 03-08-5202013-73

Registered Office

A-601/A, City Towers, 6-K,
Main Boulevard, Gulberg II,
Lahore, Pakistan.

Site

Unit # 1
90 km. Faisalabad Road,
Naseem Abad, Shahkot.

Unit # 2
Habibabad, Pattoki, District,
Kasur

Chief Financial Officer

Muhammad Adeel Anwar
Khan

Company Secretary

Tariq Javaid



Strategic / Operational Development

The management is Continuously making efforts to make BMR of the existing facilities and take new investment initiative to cope with regional competitors in technology related advantages through own resources. The management is focused toward improving in efficiencies and productivity as well as enhanced cost controls.

The company has completed 2.875 MW solar system as on June 30, 2025 and further installing 0.25MW solar system to reduce the effect of high energy prices.



Strategic / Operational Development



Addition
of new
Qualities
and Blends
of Yarn



Improvement
in Production
capacity



More
efficient,
Cost
effective and
Profitable



To Diversify its
Product Line



FINANCIAL DETAILS

SHADAB TEXTILE MILLS LIMITED



Operational Highlights

	RUPEEES IN THOUSAND	
	JUNE 30,	
	2025	2024
Sales – Net	8,002,565	7,280,768
Cost of Sales	<u>(7,437,927)</u>	<u>(6,881,703)</u>
GROSS PROFIT	564,638	399,065
Administrative & General	(181,990)	(153,660)
Selling & Distribution	<u>(797)</u>	<u>(391)</u>
	<u>(182,787)</u>	<u>(154,051)</u>
OPERATING PROFIT	381,851	245,014
Finance Cost	(94,219)	(133,911)
Other Charges	<u>(21,340)</u>	<u>(36,030)</u>
	266,292	75,073
Other Income	<u>21,641</u>	<u>39,834</u>
PROFIT BEFORE LEVIES AND TAX	287,933	114,907
Minimum Tax	<u>(43,784)</u>	<u>(57,971)</u>
PROFIT BEFORE TAXATION	244,149	56,936
Taxation	<u>(59,124)</u>	<u>41,530</u>
PROFIT AFTER TAXATION	185,025	98,466
Basic and Diluted earning per share	11.15	5.93

SHADAB TEXTILE MILLS LIMITED



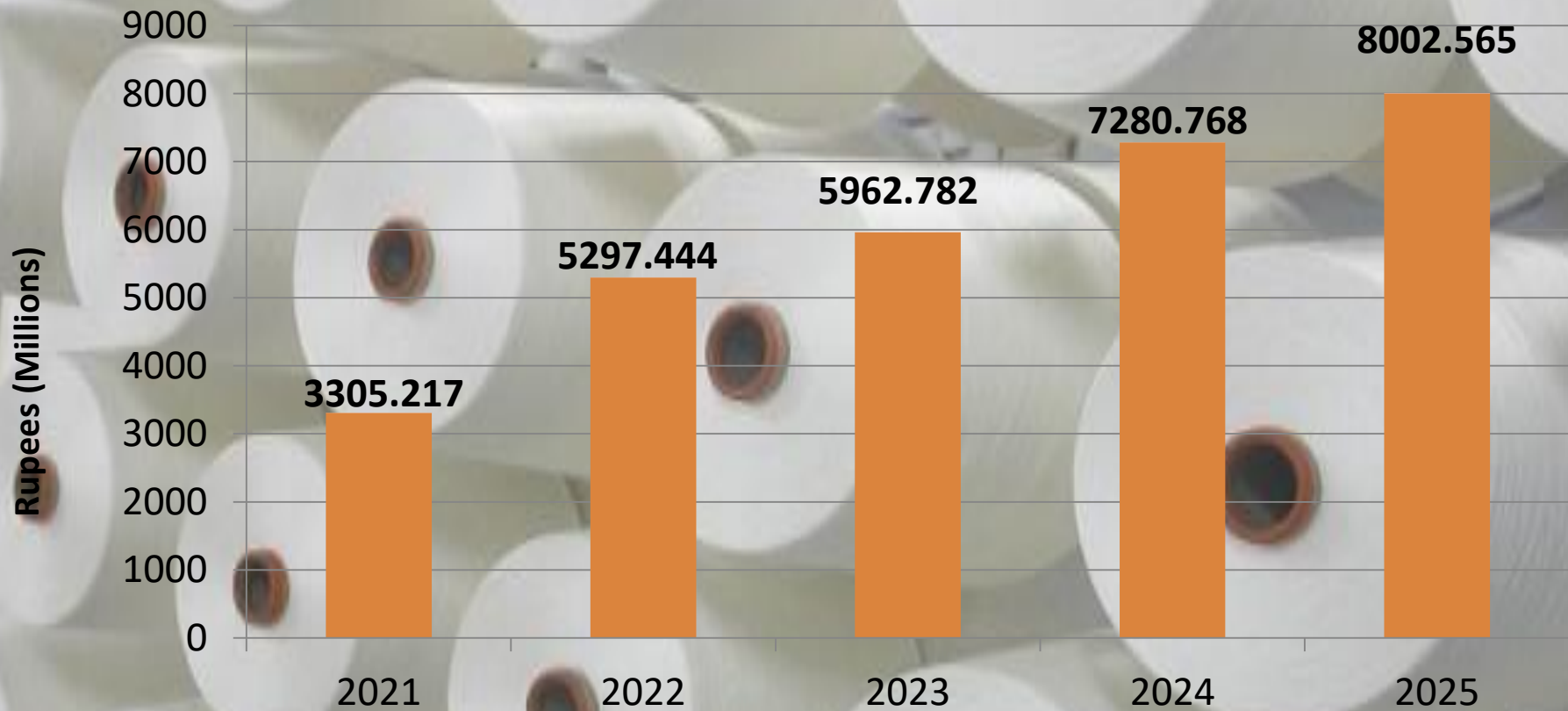
Operational Highlights

SHADAB TEXTILE MILLS LIMITED							Annual Report 2025
SIX YEAR'S FINANCIAL DATA AT A GLANCE							(RUPEES IN MILLION)
PARTICULARS	2025	2024	2023	2022	2021	2020	
ASSETS EMPLOYEED							
Property, plant and equipment	1620.824	1,384.065	1,428.625	1,478.907	1,502.395	374.019	
Right of use assets	63.899	26.230	32.788	40.985	7.551	14.993	
Intangible assets	0.844	0.987	-	-	-	-	
Long term deposits	2.348	2.348	2.434	2.434	2.434	2.434	
Current assets	1527.114	1,675.413	1,385.464	1,447.569	930.517	985.012	
TOTAL ASSETS EMPLOYEED	3,215.029	3,089.043	2,849.311	2,969.895	2,442.897	1,376.458	
FINANCED BY							
Share holders' equity	1757.072	1,612.397	1,452.661	1,571.200	1,402.545	854.604	
Long term financing	141.501	203.686	264.001	322.285	328.677	-	
Gas Infrastructure Development Cess	-	-	-	-	1.074	-	
Lease Liabilities	30.190	0.950	10.039	19.596	-	1.262	
Deferred liabilities	13.661	20.252	104.918	114.151	107.177	32.899	
Current liabilities	1272.605	1,251.758	1,017.692	942.663	603.424	487.693	
TOTAL FUNDS INVESTED	3,215.029	3,089.043	2,849.311	2,969.895	2,442.897	1,376.458	
PROFIT & (LOSS)							
Sales-net	8002.585	7,280.768	5,962.782	5,297.444	3,305.217	2,290.540	
Cost of sales	7437.927	6,881.703	5,779.130	4,784.455	2,922.424	2,160.400	
Gross profit	564.638	399.065	183.652	512.989	382.793	130.140	
Administrative & general	181.990	153.660	140.023	124.103	97.966	73.267	
Selling & distribution	0.797	0.391	2.089	10.038	7.090	5.470	
Operating profit	381.851	245.014	41.540	378.848	277.737	51.403	
Finance costs	94.219	133.911	137.046	71.681	32.628	10.644	
Other charges	21.340	36.030	-	21.678	17.750	4.975	
	266.292	75.073	(95.506)	285.489	227.359	35.784	
Other income	21.641	39.834	2.933	7.008	12.131	27.552	
PROFIT / (LOSS) BEFORE TAXATION	287.933	114.907	(92.573)	292.497	239.490	63.336	
Taxation	102.908	16.441	15.169	97.242	68.849	22.486	
PROFIT / (LOSS) AFTER TAXATION	185.025	98.466	(107.742)	195.255	170.641	40.850	
EARNING / (LOSS) PER SHARE (Rs.)	11.15	5.93	(6.49)	11.76	10.28	3.27	
Dividend paid	12.450	-	8.300	16.600	8.300	15.600	
Number of spindles installed							
Ring	34560	36480	36480	33600	33600	33600	
MVS	576	576	576	576	576	-	
Number of spindles worked							
Ring	34080	34080	36000	33120	33120	33120	
MVS	576	576	576	576	576	-	
Number of shifts per day	3	3	3	3	3	3	
Actual production converted into 20/S count (Kgs. in million)	21.594	22.237	21.322	22.998	20.017	16.287	

SHADAB TEXTILE MILLS LIMITED



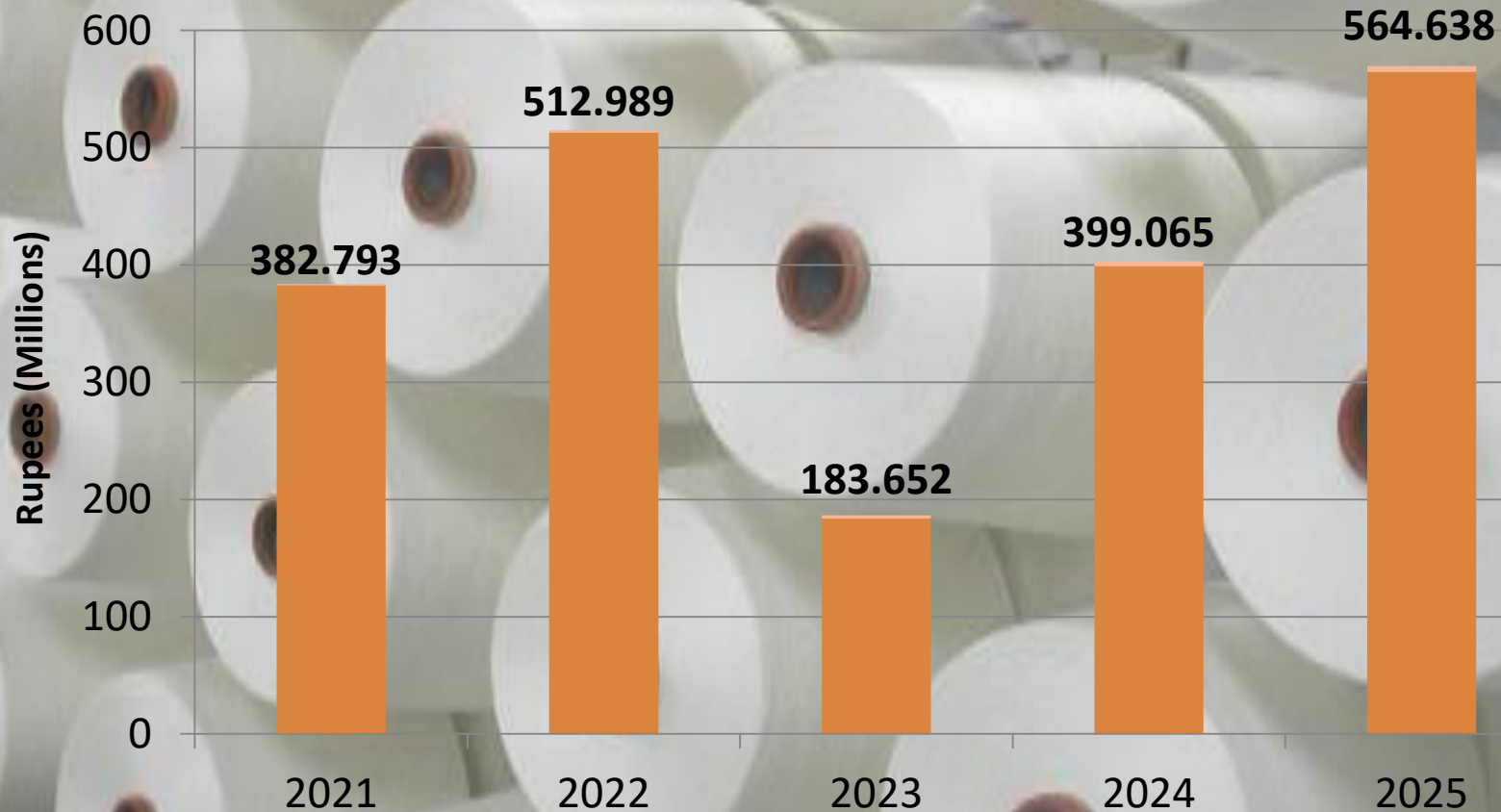
Sales-net



SHADAB TEXTILE MILLS LIMITED



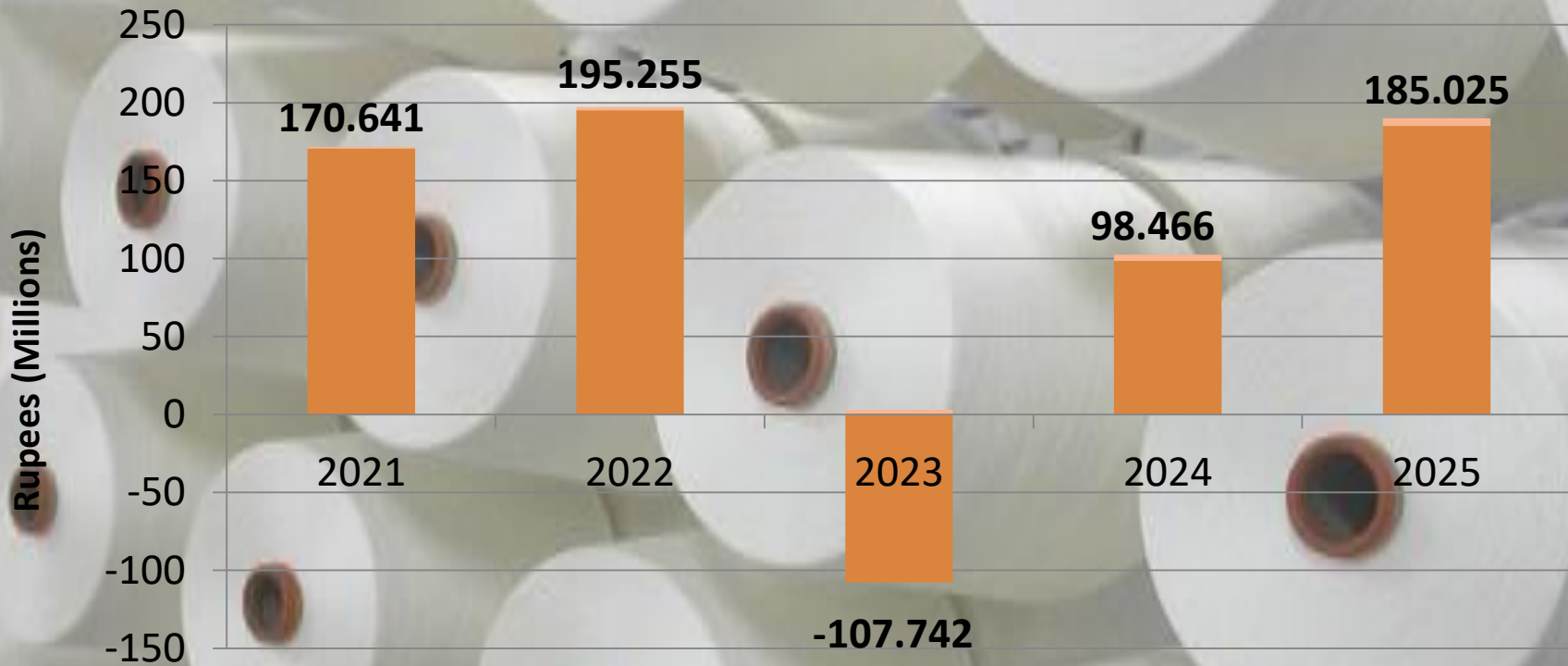
Gross Profit



SHADAB TEXTILE MILLS LIMITED



Profit/(Loss) After Tax



SHADAB TEXTILE MILLS LIMITED



Earning Per Share



SHADAB TEXTILE MILLS LIMITED



Muhammad Adeel
Anwar Khan
CFO



The background of the slide is a photograph of a business handshake. Two hands are clasped in a firm grip over a desk. On the desk, there is a laptop, some papers, and a pen. The image is overlaid with a semi-transparent blue filter. The text 'Thank You' is written in large, white, sans-serif font across the center of the image.

Thank You