

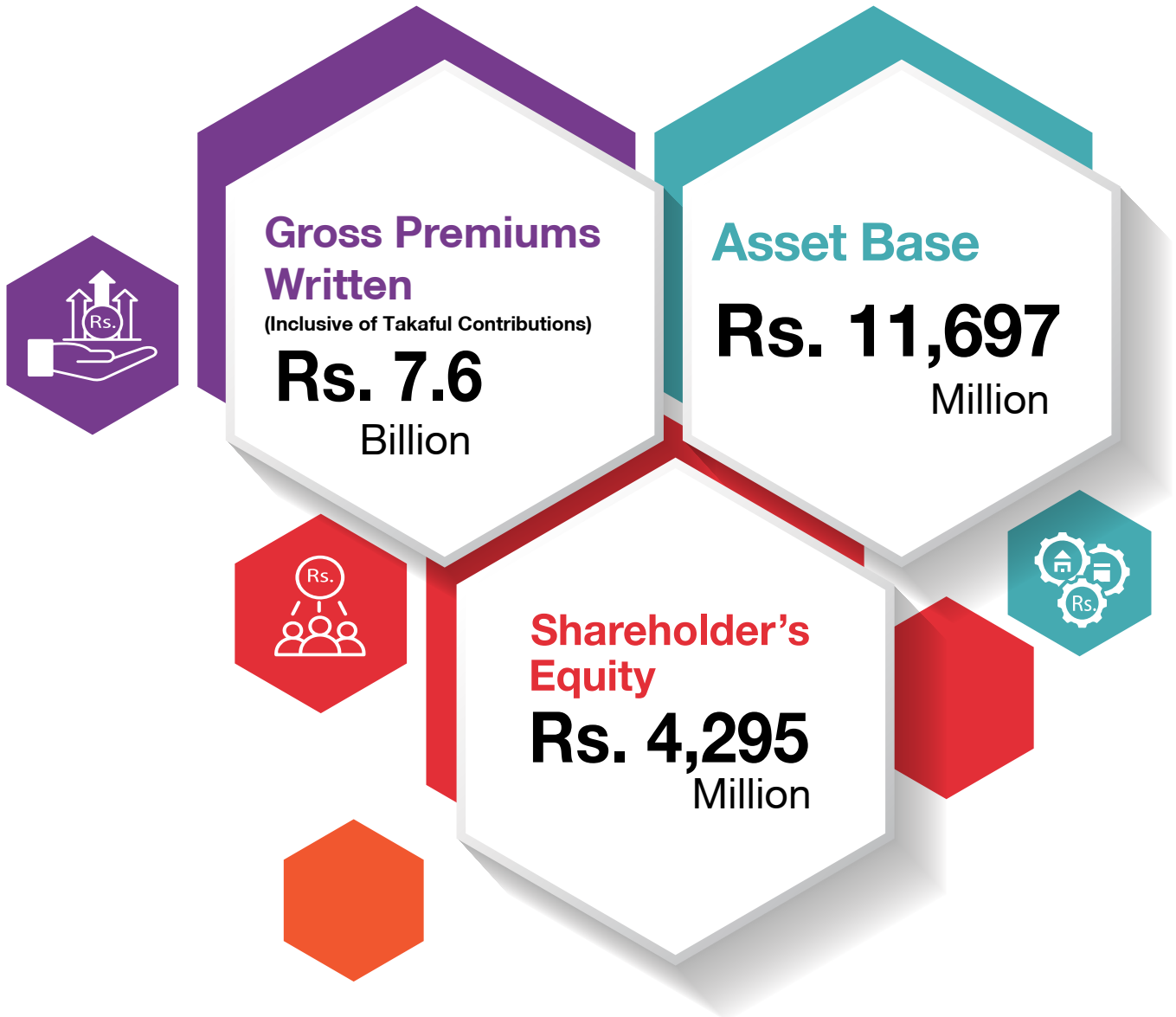
A large, stylized circular graphic composed of multiple concentric rings in various shades of green, from light lime to dark forest green, surrounding the central text.

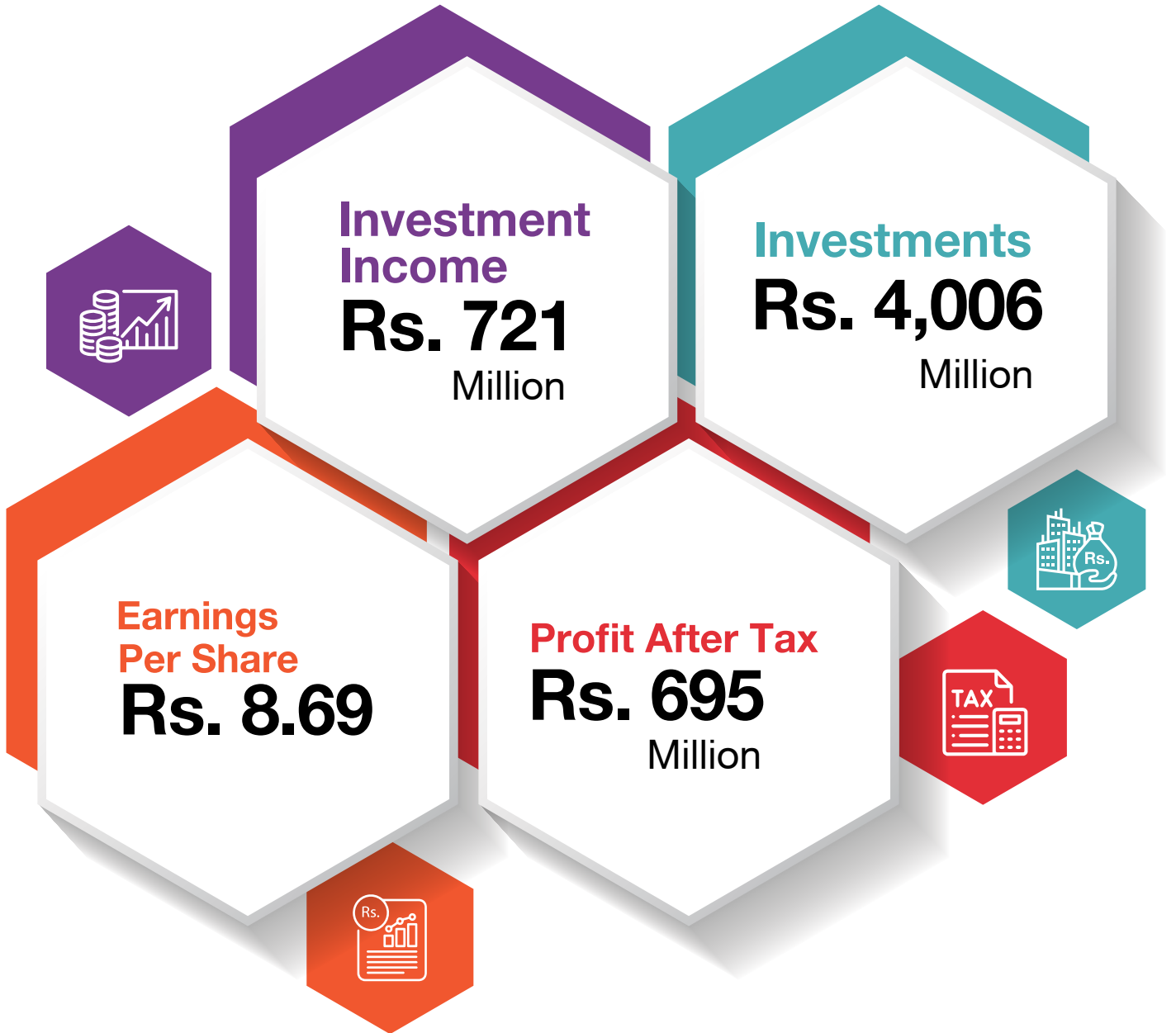
**2025**

---

**ANNUAL REPORT**

# FINANCIAL HIGHLIGHTS 2025





# CONTENTS



<b>02</b>	<b>CORPORATE INFORMATION</b>	<b>20</b>	<b>DIRECTORS' REPORT UNCONSOLIDATED</b>	<b>50</b>	<b>FINANCIAL CALENDAR</b>
<b>03</b>	<b>OUR BOARD OF DIRECTORS</b>	<b>28</b>	<b>DIRECTORS' REPORT UNCONSOLIDATED - URDU</b>	<b>51</b>	<b>FINANCIAL ANALYSIS</b>
<b>04</b>	<b>OUR VISION &amp; OUR MISSION</b>	<b>29</b>	<b>DIRECTORS' REPORT CONSOLIDATED</b>	<b>60</b>	<b>GENDER PAY GAP STATEMENT</b>
<b>08</b>	<b>OUR PRODUCTS</b>	<b>37</b>	<b>DIRECTORS' REPORT CONSOLIDATED - URDU</b>	<b>63</b>	<b>STATEMENTS OF COMPLIANCE AND REVIEW REPORT</b>
<b>11</b>	<b>ORGANIZATIONAL STRUCTURE</b>	<b>38</b>	<b>STATEMENT ON RISK MANAGEMENT AND INTERNAL CONTROL</b>	<b>67</b>	<b>FINANCIAL STATEMENTS</b>
<b>12</b>	<b>OUR MANAGEMENT</b>	<b>40</b>	<b>STATEMENT ON RISK MANAGEMENT AND INTERNAL CONTROL - URDU</b>	<b>275</b>	<b>PATTERN OF SHAREHOLDING</b>
<b>16</b>	<b>CHAIRMAN'S REVIEW</b>	<b>41</b>	<b>PRINCIPAL RISKS AND UNCERTAINTIES FACING THE COMPANY</b>	<b>278</b>	<b>NOTICE OF ANNUAL GENERAL MEETING</b>
<b>17</b>	<b>CHAIRMAN'S REVIEW - URDU</b>	<b>45</b>	<b>PRINCIPAL RISKS AND UNCERTAINTIES FACING THE COMPANY - URDU</b>	<b>286</b>	<b>FORM OF PROXY</b>
<b>19</b>	<b>PRESIDENT'S MESSAGE</b>	<b>46</b>	<b>BOARD COMMITTEES</b>	<b>287</b>	<b>FORM OF PROXY - URDU</b>

# CORPORATE INFORMATION

## Board of Directors

Maj Gen Syed Anis Akbar (Retd)  
Chairman  
Maj Gen Muhammad Ahmed Malik  
Member  
Rizwan Ullah Khan  
Member  
Brig Salman Nazar (Retd)  
Member  
Malik Riffat Mahmood  
Member  
Mr. M. Munir Malik  
Member  
Mr. Imran Iqbal  
Member  
Ms. Saima Akbar Khattak  
Member

## President & Chief Executive Officer

Mr. Abdul Waheed

## Chief Financial Officer

Mr. Suleman Khalid

## Company Secretary

Mr. Waqas Ali

## Head of Internal Audit

Manahil Younas

## Executive, Risk Management & Compliance Committee

Maj Gen Muhammad Ahmed Malik  
Chairman  
Rizwan Ullah Khan  
Member  
Brig Salman Nazar (Retd)  
Member  
Mr. Abdul Waheed  
Member

## Audit Committee

Mr. M. Munir Malik  
Chairman  
Malik Riffat Mahmood  
Member  
Brig Salman Nazar (Retd)  
Member

## Ethics, Human Resource and Remuneration Committee

Mr. Imran Iqbal  
Chairman  
Brig Salman Nazar (Retd)  
Member  
Mr. Abdul Waheed  
Member

## Underwriting, Reinsurance & Coinsurance Committee

Maj Gen Muhammad Ahmed Malik  
Chairman  
Mr. Zaheer Abbas  
Member  
Mr. Shahzad Ameer  
Member  
Dr. Khurram Sheraz  
Member

## Claims Settlement Committee

Malik Riffat Mahmood  
Chairman  
Mr. Abdul Waheed  
Member  
Mr. M. Qasim  
Member  
Mr. Nadeem Ahmad  
Member

## Investment Committee

Malik Riffat Mahmood  
Chairman  
Mr. M. Munir Malik  
Member  
Mr. Abdul Waheed  
Member  
Mr. Suleman Khalid  
Member  
Mr. Shahid Qayyum  
Member

## External Auditors

Yousuf Adil Chartered Accountants  
Islamabad

## Shariah Compliance Auditors

S.M. Suhail & Co.  
Chartered Accountants  
Islamabad

## Shariah Advisor

Mufti Ehsan Waquar

## Legal Advisors

Hassan Kaunain Nafees

## Bankers

Askari Bank Limited  
Allied Bank Limited  
Habib Bank Limited  
The Bank of Punjab  
Bank Alfalah Limited  
Bank Makramah Limited  
NRSP Microfinance Bank Limited  
Silk Bank Limited  
Faysal Bank Limited  
Bank Al Habib Limited  
Meezan Bank Limited  
Finca Microfinance Bank Limited  
Zarai Taraqiati Bank Limited  
Samba Bank Limited  
United Bank Limited  
U Microfinance Bank Limited  
JS Bank Limited  
The Bank of Khyber  
Al Baraka Bank Limited  
MCB Bank Limited  
Mobilink Microfinance Bank Limited  
Punjab Provincial Cooperative Bank Ltd

## Registrar & Share Transfer Office

THK Associates (Private) Limited  
32-C, Jami Commercial Street # 2,  
DHA Phase 7, Karachi 75400, Pakistan.  
PABX: +92 (021) 111-000-322  
Direct: +92 (021) 35310188  
Fax: +92 (021) 35310191

## Registered Office/Head Office

3rd Floor, AWT Plaza, The Mall,  
Rawalpindi, Pakistan  
Ph: +92-51-8848100-1  
Fax: +92-51-8848100  
Email: info@agico.com.pk

# OUR BOARD OF DIRECTORS

---



**MAJ GEN SYED ANIS AKBAR**  
CHAIRMAN (RETD)



**MAJ GEN MUHAMMAD AHMED MALIK**  
(RETD)



**MR. RIZWAN ULLAH KHAN**



**BRIG SALMAN NAZAR (RETD)**  
(RETD)



**MALIK RIFFAT MAHMOOD**



**MR. IMRAN IQBAL**



**MR. M. MUNIR MALIK**



**MS. SAIMA AKBAR KHATTAK**

# VISION

The vision of askari general insurance company limited (agico) is to be amongst the leading insurance companies of the country with the clear perception of upholding the principles of corporate governance and making AGICO a profitable and growth oriented insurance company while creating insurance awareness and culture.



**INSURANCE**

# MISSION

To become a leading insurance company by providing client friendly services through highly motivated team of dedicated professionals and ensuring progressive return to the shareholders.





# OUR PRODUCTS

---



**MOTOR  
INSURANCE**



**MARINE  
INSURANCE**



**HEALTH  
INSURANCE**



**FIRE  
INSURANCE**



**MISCELLANEOUS  
INSURANCE**



**AVIATION  
INSURANCE**



**BOND  
INSURANCE**



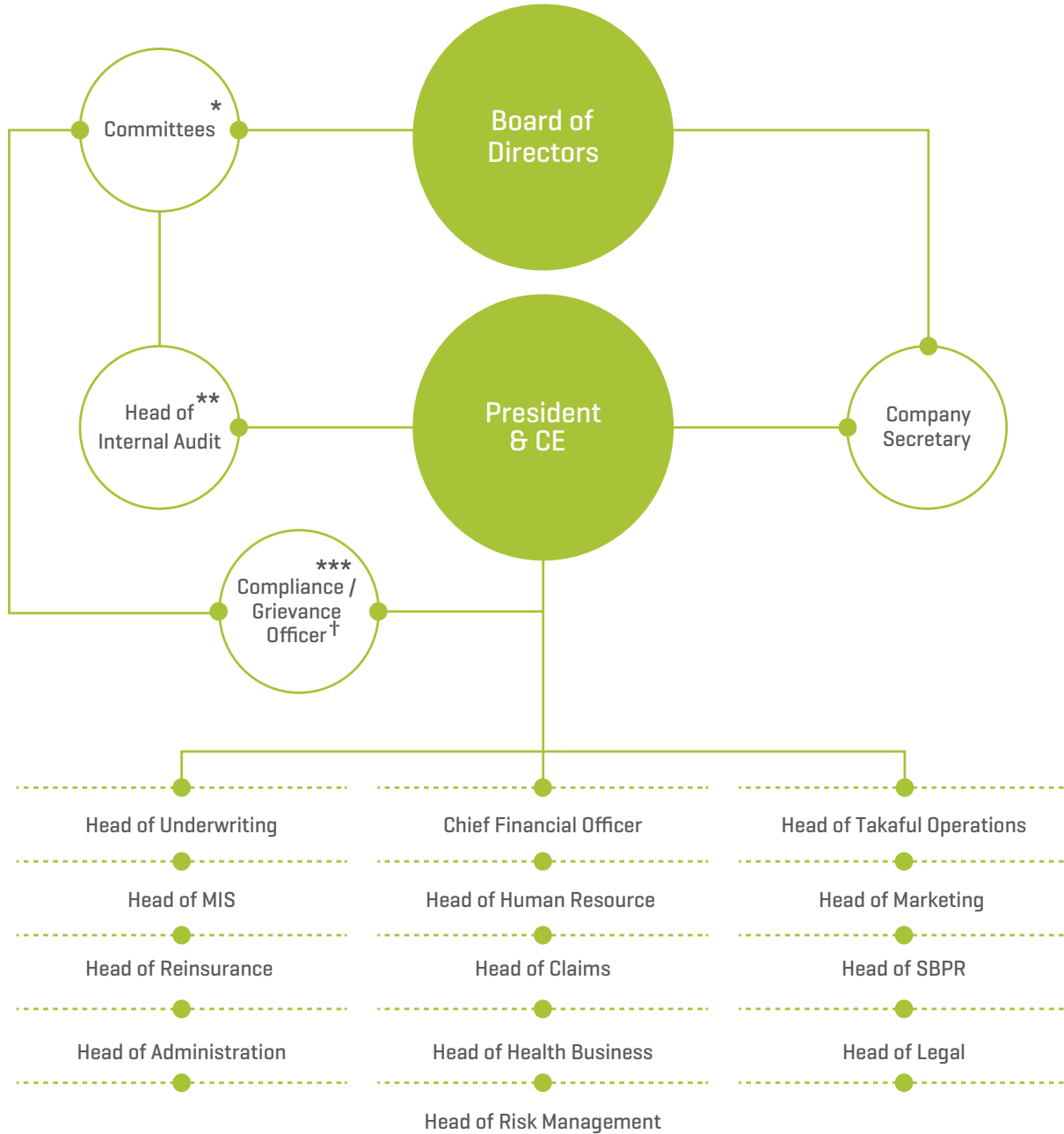
**TRAVEL  
INSURANCE**



**ENGINEERING  
INSURANCE**



# ORGANIZATIONAL STRUCTURE



\*Committees include the following:-

- Audit Committee
- Executive, Risk Management & Compliance Committee
- Ethics, Human Resource and Remuneration Committee
- Underwriting, Reinsurance & Coinsurance Committee
- Claims Settlement Committee
- Investment Committee

\*\* Internal Audit functionally reports to the Audit Committee

\*\*\* Compliance Officer functionally reports to the Executive, Risk Management & Compliance Committee

† Grievance Officer functionally reports to Claims Settlement Committee

# OUR MANAGEMENT

---



**Rana Shahbaz Ahmed**  
Head of Marketing

**Mr. Mustafa Salman Pasha**  
Head of Strategic Business  
Planning & Relations

**Mr. Zahid Mehmood Chaudhry**  
Head of Human Resource

**Mr. Suleman Khalid**  
Chief Financial Officer



**Mr. Shahzad Ameer**  
Head of Reinsurance

**Mr. Zaheer Abbas**  
Head of Underwriting

**Mr. Anwar Ahmed Malik**  
Head of Compliance /  
Grievance Function

**Mr. Muhammad Qasim**  
Head of Claims

# OUR MANAGEMENT

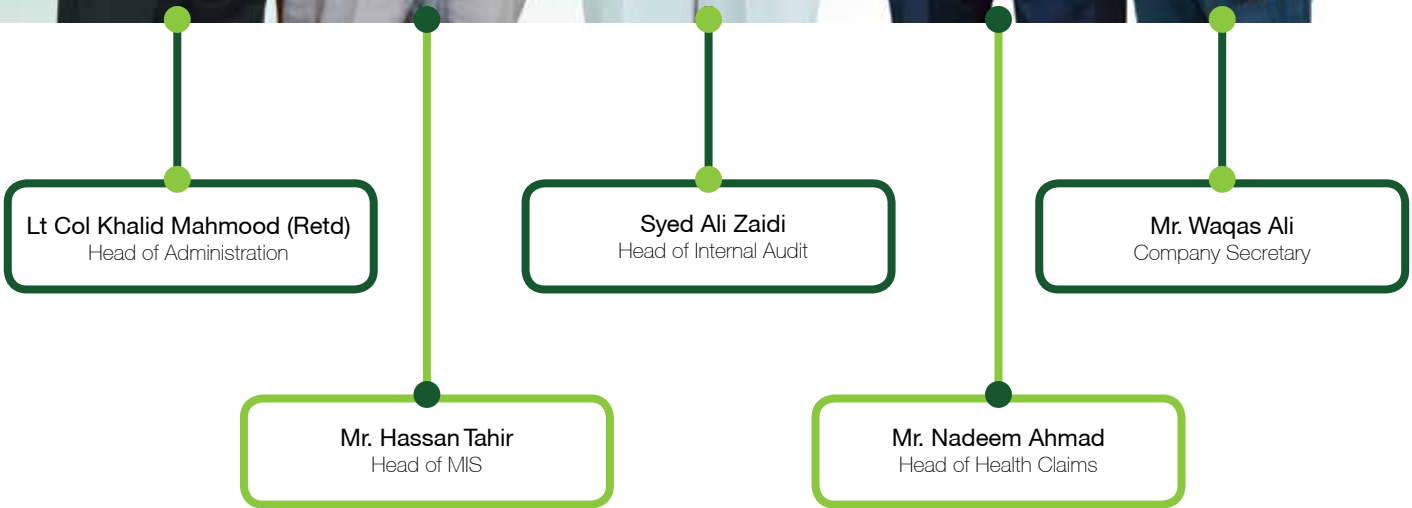


Mr. Muhammad Hassan Shafique  
Head of Risk Management

Mr. Raza Ali  
Head of Takaful Operations

Mr. Khurram Sheraz  
Head of Health Underwriting

Mr. Hassan Aziz Rana  
Head of Legal Affairs



# CHAIRMAN'S REVIEW

---

## **Esteemed Shareholders,**

It gives me great pleasure to present the performance review of Askari General Insurance Company Limited for the year ended 31 December 2025.

The Company continued its growth trajectory with resilience and discipline, supported by the strategic oversight of the Board of Directors and the dedication of management. In 2025, we achieved the highest-ever Gross Premium Written of Rs. 7.6 billion, reflecting a strong 17% increase over the previous year. This growth underscores the effectiveness of our underwriting strategy, expanding market presence, and operational execution.

The year 2025 witnessed improving macroeconomic indicators, including a decline in inflation and easing interest rates, which supported overall business activity. At the same time, the industry faced significant headwinds arising from unexpected claims due to hailstorms and floods. Despite these challenges, prudent claims management and disciplined, risk-based underwriting enabled the Company to report an underwriting profit of Rs. 221 million, representing a 12% increase over the preceding year.

Disciplined expense control, selective risk acceptance, and strategic investment decisions further contributed to a record Profit Before Tax of Rs. 1.12 billion. Accordingly, earnings per share stood at Rs. 9.66 on a basic basis and Rs. 8.69 on a diluted basis, reflecting the impact of the right issue completed during the year.

In order to support this sustained growth and to meet the enhanced minimum paid-up capital requirements, the Company successfully completed the right issue of Rs. 920 million during the last quarter of 2025. As a result, the paid-up capital increased from Rs. 719 million to Rs. 1.006 billion. The strengthened capital base not only ensures regulatory compliance but will also enhance underwriting capacity, support the revision of reinsurance limits, and position the Company for long-term expansion. The proceeds will be deployed in accordance with the Board-approved investment policy to generate sustainable returns.

In line with our continued focus on shareholder value, the Board, in addition to already paid interim cash dividend of 25% (Rs. 2.50 per share), has recommended a final cash dividend of 25% (Rs 2.5 per share) for the year 2025.

We extend our sincere gratitude to our valued clients and shareholders for their continued trust and confidence. We also acknowledge the support of the Securities and Exchange Commission of Pakistan, the Insurance Association of Pakistan, the Pakistan Stock Exchange, and our valued reinsurers.

With strengthened capital, sound governance, and a committed team, Askari General Insurance remains well-positioned to capture emerging opportunities, manage risks effectively, and deliver sustained value in the years ahead.

Thank you.

**Maj Gen Syed Anis Akbar (Retd)**  
Chairman

Rawalpindi  
March 16th, 2026

## چیمبر میں کا جائزہ 2025

عسکری جنرل انشورنس کمپنی لمیٹڈ

ہولڈرز،

شیر ہولڈر کی قیمت پر ہماری مسلسل توجہ کے مطابق، بورڈ نے 25% (2.50 روپے فی شیئر) کے پہلے سے ادا شدہ عبوری نقد منافع کے علاوہ، سال 2025 کے لیے 25% (2.50 روپے فی شیئر) کے حتمی نقد منافع کی سفارش کی ہے۔

دسمبر 2025 کو ختم ہونے والے سال کے لیے عسکری جنرل انشورنس کمپنی لمیٹڈ کی کارکردگی کا کرتے ہوئے بہت خوشی ہو رہی ہے۔

ہم اپنے قابل قدر کلائنٹس اور شیر ہولڈرز کے مسلسل اعتماد اور اعتماد کے لیے ان کا تہ دل سے شکریہ ادا کرتے ہیں۔ ہم سیکورٹیز اینڈ ایکسچینج کمیشن آف پاکستان، انشورنس ایسوسی ایشن آف پاکستان، پاکستان اسٹاک ایکسچینج، اور اپنے قابل قدر ری بیمہ کنندگان کے تعاون کا بھی اعتراف کرتے ہیں۔

چلک اور نظم و ضبط کے ساتھ اپنی ترقی کی رفتار کو جاری رکھا، جسے بورڈ آف ڈائریکٹرز کی اسٹریٹجک رانٹظام کی لگن سے تعاون حاصل ہے۔ 2025 میں، ہم نے اب تک کا سب سے زیادہ مجموعی Rs7 بلین، پچھلے سال کے مقابلے میں مضبوط 17 فیصد اضافے کی عکاسی کرتا ہے۔ یہ ترقی ررانٹنگ حکمت عملی، مارکیٹ کی موجودگی میں توسیع، اور آپریشنل عملدرآمد کی تاثیر کو واضح کرتی

مضبوط سرمایہ، اچھی حکمرانی، اور ایک پر عزم ٹیم کے ساتھ، عسکری جنرل انشورنس ابھرتے ہوئے مواقع کو حاصل کرنے، مؤثر طریقے سے خطرات کا انتظام کرنے، اور آنے والے سالوں میں پائیدار قدر فراہم کرنے کے لیے اچھی پوزیشن میں ہے۔

20 میں میکرو اکنامک اشاریوں میں بہتری دیکھنے میں آئی، بشمول افراط زر میں کمی اور شرح سود جس نے مجموعی کاروباری سرگرمیوں کو سہارا دیا۔ ایک ہی وقت میں، صنعت کو زوالہ باری اور سیلاب سے غیر متوقع دعووں سے پیدا ہونے والی اہم مشکلات کا سامنا کرنا پڑا۔ ان چیلنجوں کے باوجود، دعووں کے انتظام اور نظم و ضبط، خطرے پر مبنی انڈر رائٹنگ نے کمپنی کو روپے کے انڈر رائٹنگ منافع دینے کے قابل بنایا۔ 221 بلین، پچھلے سال کے مقابلے میں 12 فیصد اضافے کی نمائندگی کرتا

شکریہ



میجر جنرل سید انیس اکبر (ریٹائرڈ)

چیمبر میں

راولپنڈی

16 مارچ 2026

خارجات پر کنٹرول، منتخب خطرے کی قبولیت، اور ترویجی سرمایہ کاری کے فیصلوں نے مزید لے ٹیکس سے پہلے کے ریکارڈ منافع میں حصہ ڈالا۔ 1.12 بلین۔ اس کے مطابق فی حصص آمدنی 9.66 بنیادی بنیادوں پر اور 8.69 روپے ایک کمزور بنیاد پر، سال کے دوران مکمل ہونے شمارے کے اثرات کو ظاہر کرتا ہے۔

ارٹھو کو سپورٹ کرنے اور کم از کم ادا شدہ سرمائے کی بڑھی ہوئی ضروریات کو پورا کرنے کے لیے، نے کامیابی کے ساتھ Rs. کا صحیح شمارہ مکمل کیا۔ 2025 کی آخری سہ ماہی کے دوران 920 بنیاد ادا شدہ سرمایہ روپے سے بڑھ گیا۔ 719 بلین روپے 1.006 بلین۔ مضبوط کیپٹل میں نہ بولیٹری تعمیل کو یقینی بناتا ہے بلکہ انڈر رائٹنگ کی صلاحیت کو بھی بڑھاتا ہے، ری بیمہ کی حدوں پر نظر مایت کرتا ہے، اور کمپنی کو طویل مدتی توسیع کے لیے پوزیشن دیتا ہے۔ پائیدار منافع پیدا کرنے کے بورڈ کی منظور شدہ سرمایہ کاری کی پالیسی کے مطابق لگایا جائے گا۔



# PRESIDENT'S MESSAGE

---

Dear Valued Shareholders,

It is a privilege to connect with you as we reflect on FY 2025 and look ahead to 2026.

The year 2025 marked a period of improving economic stability, with lower interest rates and easing inflation supporting a more predictable business environment. Despite increased claims arising from hailstorms and floods, disciplined underwriting and prudent claims management enabled the Company to deliver an underwriting profit of Rs. 216 million, representing a 12% growth over the previous year.

Supported by sound investment decisions and careful expense management, we achieved a record Profit Before Tax of Rs. 1.12 billion — a 5% increase year-on-year. These results reflect the strength of our risk framework, the quality of our portfolio, and the commitment of our teams across the organization.

During the year, we also successfully completed a right issue, increasing our paid-up capital from Rs. 719 million to Rs. 1.006 billion. This strengthened capital base enhances our underwriting capacity and positions us to pursue growth opportunities with greater resilience and confidence.

As we step into 2026, the regional geopolitical environment has become more uncertain following the outbreak of conflict involving the United States and Iran. This development has introduced volatility in global markets and commodity prices. While the full economic implications continue to evolve, we remain vigilant, financially strong, and focused on disciplined underwriting and robust reinsurance arrangements to safeguard your Company's stability.

We are equally committed to strengthening digital capabilities, improving service delivery, and enhancing operational efficiency to create sustained value for you — our shareholders.

On behalf of the management team, I thank you for your trust and continued support. We remain confident in our strategy and steadfast in our commitment to delivering sustainable growth and long-term value.

Warm regards,



**Mr. Abdul Waheed**

President & Chief Executive

# DIRECTORS' REPORT

Unconsolidated financial information for the year 2025

On behalf of the Board of Directors, we are pleased to present the Directors' Report of Askari General Insurance Company Limited (the Company) along with Audited Unconsolidated Financial Statements and the Auditors' Report thereon for the year ended December 31st, 2025.

## ECONOMIC REVIEW

Pakistan's economy operated within a complex macroeconomic environment during FY2025. While overall GDP growth remained subdued and export momentum was limited, early signs of recovery in Large-Scale Manufacturing (LSM) provided some industrial support. Workers' remittances remained resilient, and relative exchange rate stability contributed to improved external balance management.

Monetary easing, with a cumulative 250 basis points reduction in the policy rate, provided relief to businesses and supported liquidity conditions. Continued reform measures and the successful completion of IMF program reviews enhanced Pakistan's external credit standing and reinforced investor confidence.

However, severe monsoon floods across Punjab, Khyber Pakhtunkhwa, and parts of Kashmir significantly impacted agriculture, infrastructure, and insured assets, while geopolitical tensions and border security developments disrupted trade flows and intensified inflationary pressures.

Within this environment, the insurance sector faced heightened claims volatility alongside improved investment market conditions. The Company navigated these dynamics effectively, leveraging disciplined underwriting and enhanced equity exposure to deliver an increase in investment income and the ultimate profits.

## AGICO in 2025

The Company delivered positive financial performance during 2025, underwriting a Gross Premium of Rs. 7.6 billion, including Rs. 1.28 billion from Window Takaful Operations (2024: Rs. 6.5 billion, including Rs. 1.08 billion from Window Takaful Operations). Investment and other incomes recorded a growth of 6%, further strengthening the overall profitability of the Company. Consequently, the Company achieved a Profit Before Tax of Rs. 1,141 million (2024: Rs. 1,060 million), reflecting sustained operational momentum and disciplined financial management.

The Company successfully completed a 40% right issue at Rs. 32 per share, including a premium of Rs. 22 per share, during the year.

The earnings per share (EPS) of the Company, after giving effect to the Right Issue of Rs. 920 million undertaken during the year, stood at Rs. 8.69 per share (2024 – Restated: Rs. 8.31 per share). For FY2024, the Company had previously reported an EPS of Rs. 9.12 per share, which has been restated to reflect the impact of

the Right Issue. Had the additional shares not been issued during the year, the EPS for FY2025 would have been Rs. 9.66 per share, demonstrating the underlying strength of the Company's earnings performance.

## KEY HIGHLIGHTS

### IFS RATING

The Company has maintained Insurer Financial Strength Rating of "AA+", awarded by both Pakistan Credit Rating Company Limited (PACRA) and VIS on 4 February 2026 and 24 December 2025 respectively, with Stable outlook.

### DIGITAL INITIATIVES

At the core of AGICO's strategy lies a strong commitment to technological innovation and digital transformation, supported by strategic investments to modernize systems, enhance regulatory compliance, and elevate customer experience.

A key milestone in this journey is the Enterprise Architecture Revamp, which has strengthened automation, operational efficiency, and oversight governance. The Motor Claims Management System (MCMS), a unified digital platform, integrates all stakeholders, eliminates paperwork, enables real-time coordination with surveyors, and accelerates claims settlement while reducing fraud risks.

Currently, the introduction of the e-Health Card through the mobile application enables real-time approvals and seamless access to cashless hospital services. Dedicated portals for corporate and individual health policyholders further facilitate digital claims submission, document uploads, and real-time tracking, ensuring a streamlined and customer-friendly experience.

With the continued expansion of the health segment, the Company has significantly advanced its digitalization efforts to support scale and service quality. Substantial progress has been made to create a fully digital, hassle-free environment for policyholders to lodge online claims with improved speed, transparency, and efficiency. Through continuous digital enhancement and a strong focus on the growing Health portfolio, AGICO is building a scalable, secure, and future-ready insurance ecosystem.

Parallel to these advancements, the Company remains committed to robust cybersecurity and data protection. In alignment with SECP guidelines and global best practices, AGICO has reinforced its infrastructure with advanced firewalls, AI-driven threat detection, SIEM tools, and enterprise-grade security solutions to safeguard customer data and maintain stakeholder confidence.

To strengthen engagement and service responsiveness, AGICO has also launched an e-grievance portal for efficient complaint registration and resolution tracking.

### LISTED COMPANIES (CODE OF CORPORATE GOVERNANCE) REGULATIONS, 2019 & CODE OF CORPORATE GOVERNANCE FOR INSURERS, 2016

Listed Companies (Code of Corporate Governance) Regulations, 2019 (Regulations) and Code of Corporate Governance for Insurers, 2016 are applicable to the Company. The Company has duly complied with the provisions of these Regulations. A Statement of Compliance in this regard can be viewed on page xx.

#### DIVIDEND DISTRIBUTION

The Board of Directors has recommended a final cash dividend of Rs. 2.50 per share to the shareholders whose names appear in the share register of the Company at the start of the book closure period.

#### PERFORMANCE REVIEW

The key performance indicators of the Company are summarized below:

	2025	2024
	(Rupees in thousand)	
Gross premium written (Inclusive of Takaful Contribution)	7,617,480	6,511,591
Net premium revenue	3,810,789	3,403,927
Net claims	2,684,303	2,334,715
Underwriting profit	221,265	197,531
Investment, Rental and other income	803,311	759,983
Profit before tax - General Insurance Operations	965,405	924,254
Profit before tax - Window Takaful Operations (OPF)	151,102	135,837
Profit before tax	1,116,507	1,060,091
Profit after tax	694,672	655,900
Earnings per share (Rs.) – Before the Right Issue	9.66	9.12
Earnings per share (Rs.) – After the Right Issue (2024-Restated)	8.69	8.31

#### SEGMENT WISE PERFORMANCE ANALYSIS

The segment wise performance analysis for each class of business is as follows:

##### Accident & Health

The Accident & Health segment continued its growth trajectory during the year, registering a 23% increase in premiums (inclusive of Takaful contribution) and maintaining its position as the largest contributor to the Company's business. Gross premium under this segment amounted to Rs. 2,683 million (inclusive of Takaful) compared to Rs. 2,189 million in 2024, representing 35% of the Company's total premiums.

However, contribution margins from the conventional business declined to Rs. 58 million (2024: Rs. 86 million), primarily due to a higher loss ratio arising from claims associated with a few high-

value clients during the year.

##### Motor

The Motor segment maintained stable growth, recording a 20% increase in premiums (inclusive of Takaful contribution). Gross premiums reached Rs. 1,903 million (inclusive of Takaful contribution) compared to Rs. 1,587 million in 2024, representing 25% of the Company's total business.

Contribution margins from the conventional business improved significantly to Rs. 691 million (2024: Rs. 567 million), primarily driven by a notable increase in auto financing activity during the year, coupled with effective claims management and underwriting discipline.

##### Fire & Property Damage

The segment recorded gross premium of Rs. 1,405 million (inclusive of Takaful contribution) during 2025 compared to Rs. 1,210 million in 2024, reflecting a 16% growth over the same period last year (SPLY). This segment accounted for 18% of the Company's total gross premium (inclusive of Takaful contribution) for the year.

However, the contribution margin from the conventional business declined to Rs. 127 million (2024: Rs. 143 million), primarily due to unexpected losses experienced within the segment during the year.

##### Marine, Aviation & Transport

The segment generated gross premium of Rs. 557 million (inclusive of Takaful contribution) during the year compared to Rs. 563 million in 2024, representing 7% of the Company's total business. While gross premiums remained largely stable, the Company was able to improve pricing discipline during the year, which positively impacted profitability.

Accordingly, contribution margins from the conventional business increased to Rs. 117 million (2024: Rs. 77 million), reflecting improved underwriting performance.

##### Miscellaneous

This segment comprises engineering, bond, crop, travel, and other miscellaneous insurance lines. During 2025, the segment accounted for 14% of the Company's underwritten business, with gross premium underwritten amounting to Rs. 1,070 million (inclusive of Takaful contribution) compared to Rs. 963 million in 2024.

The contribution margin from the conventional business stood at Rs. 214 million (2024: Rs. 247 million). The decline in margins compared to FY2024 was primarily attributable to higher claims incurred during the year, particularly arising from flood-related losses.

##### Investment, Rental and other Income

Investment and other income increased by 6% to Rs. 803 million in 2025, compared to Rs. 760 million in 2024. This growth was primarily driven by the positive momentum in the KSE-100 Index, along with effective portfolio management, which enabled the Company to realize improved investment gains during the year.

During 2025, the Company increased its exposure to equity investments and maintained an active portfolio rebalancing

# DIRECTORS' REPORT

Unconsolidated financial information for the year 2025

strategy, allowing it to capitalize on favorable market conditions while optimizing overall investment returns.

## WINDOW TAKAFUL OPERATIONS

The Window Takaful Operations (WTO) continued to demonstrate steady growth in both business volume and profitability, and the Company expects this positive trend to persist in the coming years.

During 2025, written contributions from WTO amounted to Rs. 1,279 million, compared to Rs. 1,082 million in 2024, reflecting continued expansion of the Takaful portfolio. The profit from the Operator's Fund increased to Rs. 151 million in 2025, as against Rs. 136 million in 2024.

The growth in contributions and profitability of the Takaful operations was driven by broadly similar factors that supported the performance of the conventional insurance portfolio, including business expansion and improved operational management.

## RIGHT ISSUE (R-5)

During the last quarter of 2025, the Company successfully completed a Right Issue of Rs. 920 million through the issuance of approximately 28 million ordinary shares at Rs. 32 per share, including a share premium of Rs. 22 per share.

As a result, the paid-up capital increased from Rs. 719 million to Rs. 1 billion, thereby ensuring compliance with the SECP's minimum capital requirements applicable for FY 2026.

The proceeds of the Right Issue will be deployed in accordance with the Board-approved Investment Policy, strengthening the Company's capital base and enhancing its underwriting capacity. The augmented equity position will also enable the Company to optimize operational performance, particularly in view of the anticipated revision of reinsurance retention limits during FY 2026.

## CONTRACT FOR TRACKING AND OTHER SERVICES

In accordance with section 208(2) of Companies Act, 2017, we would like to inform the shareholders that the Company has continued its contract for provision of tracking and other services with Asktech (Pvt.) Ltd, a subsidiary of the Company. Tracking services have been sought to minimize the risks in the motor insurance business. We have ensured that the transactions with the said company are at arm's length.

## AUDITORS

### External Auditors

Yousaf Adil Chartered Accountants audited the financial statements of the Company for the year 2025 and, being re-eligible, presented themselves for reappointment.

In line with the requirement of the Code and the Regulations, the Board Audit Committee has recommended the appointment of Yousaf Adil Chartered Accountants, as the External Auditors for the year 2026, and the Board endorses this recommendation.

### Shariah Compliance Auditors

S.M. Suhail & Co. Chartered Accountants, being re-eligible for reappointment, as Shariah Compliance Auditors of the company, as required under Takaful Rules 2012, presented themselves for reappointment and the Board on the recommendation of Board Audit Committee has approved the appointment of S.M Suhail & Co. Chartered Accountants, as the Shariah Compliance Auditors for the year 2026.

## CORPORATE AND FINANCIAL REPORTING FRAMEWORK

### Statement of Directors Responsibilities

In compliance with the Corporate and Financial Reporting Framework of the Code of Corporate Governance, the Directors confirm the following:

- The financial statements, together with the notes forming an integral part of these statements, have been prepared by the management of the Company in conformity with the Companies Act, 2017 and the Insurance Ordinance 2000, present fairly its state of affairs, the results of its operations, cash flows and changes in equity.
- Proper books of accounts of the Company have been maintained.
- Appropriate accounting policies have been consistently applied in the preparation of these financial statements and accounting estimates are based on reasonable and prudent judgment.
- International Accounting Standards, International Financial Reporting Standards or any other regulation or law (including but not limited to the Shariah guidelines I principles) as applicable in Pakistan, have been followed in preparation of financial statements and any departure there from has been adequately disclosed.
- The system of internal controls is sound in design and has been effectively implemented and monitored throughout the year.
- There are no significant doubts about the Company's ability to continue as a going concern.
- There has been no material departure from the best practices of corporate governance.
- There are no statutory payments on account of taxes, duties, levies and charges which are outstanding as of 31 December 2025, except as disclosed in the financial statements. All such dues primarily related to the dues of last month of the financial year 2025 and were subsequently deposited in Government treasury in time.
- The related party transactions are approved or ratified by the Audit Committee and the Board of Directors.

### Board Performance Evaluation

The Company's Board of Directors undergoes a self-evaluation exercise each year against a set of parameters. This evaluation is performed primarily to assist the Board in evaluating its quality of governance as it enables the Board members to perform their roles and responsibilities more effectively towards the progress of your Company. This self-evaluation is carried out under an evaluation methodology based on certain parameters.

The evaluation exercise addresses areas of critical importance which include, but are not limited to, the following:

- Apprising the basic organization of the Board of Directors
- Assessment of overall roles and responsibilities of the Board members
- Effectiveness and efficiency of the operation of the Board and its Committees; and

- Assesses performance and participation of individual Board members.

The result of the Board's self-assessment of its overall performance was satisfactory against the criteria set.

To comply with the relevant legal requirements and Articles of Association, the Company has a policy with respect to the remuneration of Chairman, Non-Executive, Executive and Independent Directors. Directors are only paid a fee for attending the meetings of the Board and its sub-committees and are also reimbursed for expenses borne by them in that regard, as per the Board approved Directors Remuneration Policy.

#### Key Financial Data

Key operational and financial data for the last 6 years is annexed at page XXX of the Annual Report.

#### Value of investments in Provident Fund and Gratuity Fund

The value of investments in provident funds and gratuity funds, on the basis of audited accounts, as of 31 December 2025 was:

Name of Fund	2025	2024
	Rupees in Millions	
Employees' Provident Fund	231	199
Employees' Gratuity Fund	316	277

#### Composition of Board

At present, the total number of directors are Nine (09) as per the following:

a.	Male	Eight (08)
b.	Female	One (01)

Category	Name of Director
Independent Directors	Mr. M. Munir Malik
	Mr. Imran Iqbal
Independent Female Director	Ms. Saima Akbar Khattak
Non-Executive Directors	Maj Gen Syed Anis Akbar (Retd)
	Maj Gen Muhammad Ahmed Malik (Retd)
	Rizwan Ullah Khan
	Malik Riffat Mahmood
	Brig Salman Nazar (Retd)
Executive Director	Mr. Abdul Waheed

The number of elected/nominated directors on the Board are eight (8) whereas the Chief Executive is a "deemed director" under section 183(3) of the Companies Act, 2017.

#### Board Meetings

During the year 2025, five meetings of the Board of Directors were held. Attendance at those meetings, by each of the directors (at the Board of the Company in 2024) was as follows:

Name of Director	Meetings Attended
Lt Gen Nauman Mahmood (Retd)	8
Maj Gen Kamran Ali (Retd)	10
Mr. Rizwan Ullah Khan	9
Malik Riffat Mahmood	10
Mr. Imran Iqbal	10
Mr. M. Munir Malik	9
Brig Mukhtar Ahmed (Retd)	1
Brig Salman Nazar (Retd)	6
Ms. Saima Akbar Khattak	10

The Board granted a leave of absence to the director who could not attend the Board Meetings. The list of the Board Committees, their composition and Terms of reference are given on page xxxx of this report.

#### Pattern of Shareholding

The pattern of shareholding is given on page XXXXX of this report. There was no trading in shares of the Company by the Directors, Chief Executive Officer, Chief Financial Officer, Company Secretary and their spouses and minor children.

#### Statement on Risk Management and Internal Controls

The statement on Risk Management and Internal Controls is given on page xxxx of this report.

#### Principal Risks and Uncertainties Facing the Company

The information relating to principal risks and uncertainties faced by the Company is given on page xxxx of this report.

#### Board Committees

During the year 2025, the Audit Committee held five meetings whereas all other committees met two times. The composition of the Board Committees and their terms of references are given at page XXX of this report.

Further, the Company has four sub committees of the Board which cover the core areas of business; these are Underwriting, Reinsurance & Coinsurance Committee, Claims Settlement Committee, Executive, Risk Management & Compliance Committee, and Investment Committee. The names of members and the terms of references of these committees are given at page XXX of this report.

#### OUTLOOK AND STRATEGIC DIRECTION

The Board remains cautiously optimistic about the Company's strategic trajectory for 2026, while acknowledging the heightened geopolitical uncertainties impacting the Middle East and global markets. Since late February 2026, a major conflict has unfolded following coordinated military operations by the United States and Israel against targets in the Islamic Republic of Iran, with subsequent Iranian retaliatory strikes across the region. This situation has broadened into a significant regional confrontation involving multiple states and non-state actors, contributing to

# DIRECTORS' REPORT

Unconsolidated financial information for the year 2025

increased volatility in energy markets, supply chains, and investor sentiment.

Although the direct impact on Pakistan's domestic economic environment remains to be fully determined, risks associated with global commodity price instability and potential shifts in capital flows warrant attentive monitoring. Against this backdrop, the Company continues to prioritize prudent risk management, operational resilience, and capital strength to navigate potential external shocks. Our focus remains on delivering sustainable value to shareholders through disciplined execution of strategic initiatives, while adapting proactively to the evolving macroeconomic and geopolitical landscape.

## ACKNOWLEDGMENTS

We would like to take this opportunity to express our sincere gratitude to our regulators and industry institutions, including the Insurance Association of Pakistan (IAP), for their continued guidance and support to the insurance sector. We also extend our appreciation to our valued reinsurers and other stakeholders for their continued trust and confidence in the Company. Equally, the Board acknowledges the dedication and hard work of our employees whose commitment remains instrumental in driving the Company's sustained growth and performance.

In particular, the Board wishes to recognize certain progressive regulatory support during the year that has positively supported corporate growth and capital market development. In this regard, the Board of Directors places on record its sincere appreciation

for the proactive regulatory reforms introduced by the Securities and Exchange Commission of Pakistan (SECP) during 2025 in relation to the issuance of right shares by listed companies. The amendments to the Companies (Further Issue of Shares) Regulations significantly streamlined procedural requirements and reduced the overall timelines for completion of right issues. These facilitative measures enabled the Company to successfully complete its right share issuance within the 2025 financial year, thereby enhancing its paid-up capital to Rs. 1 billion. Had the previous regulatory timeframes remained in place, completion of the capital increase would have extended beyond 2025, potentially deferring the Company's growth and strategic initiatives. The Board acknowledges and commends SECP's constructive and business-friendly approach, which continues to strengthen Pakistan's capital market framework and support corporate growth.

For and on behalf of the Board



**Abdul Waheed**  
President & Chief Executive



**Maj Gen Syed Anis Akbar (Retd)**  
Chairman – Board of Directors

Rawalpindi  
March 16<sup>th</sup>, 2026

## ڈائریکٹر کی رپورٹ

### سال 2025 کے لیے غیر مربوط مالی معلومات

بالخصوص، بورڈ سال کے دوران بعض مثبت ریگولیٹری اقدامات کو بھی تسلیم کرنا چاہتا ہے جنہوں نے کارپوریٹ ترقی اور کیمپل مارکیٹ کی ترقی میں معاونت فراہم کی۔ اس ضمن میں، بورڈ آف ڈائریکٹرز سال 2025 کے دوران سیکورٹیز اینڈ ایکسچینج کمیشن آف پاکستان (SECP) کی جانب سے لسٹڈ کمپنیوں کے رائٹ شیئرز کے اجراء سے متعلق متعارف کرائی گئی فعال ریگولیٹری اصلاحات کو ریکارڈ پر سہاہتا ہے۔ کمپنیز (Further Issue of Shares) ریگولیشنز میں ترامیم کے ذریعے طریقہ کار کو نمایاں طور پر سادہ بنایا گیا اور رائٹ ایشوز کی تکمیل کے لیے درکار مجموعی وقت کو کم کیا گیا۔ ان سہولت بخش اقدامات کے نتیجے میں کمپنی مالی سال 2025 کے اندر اپنے رائٹ شیئرز کے اجراء کو کامیابی سے مکمل کرنے میں کامیاب رہی، جس سے اس کا ادا شدہ سرمایہ بڑھ کر 1 ارب روپے ہو گیا۔ اگر سابقہ ریگولیٹری ٹائم لائنز برقرار رہتیں تو سرمایہ میں اضافہ 2025 سے آگے بڑھ سکتا تھا، جس سے کمپنی کی ترقی اور ترویجی اقدامات میں تاخیر کا امکان تھا۔ بورڈ SECP کے تعمیری اور کاروبار دوست رویے کو سراہتا ہے، جو پاکستان کی کیمپل مارکیٹ کو مضبوط بنانے اور کارپوریٹ ترقی کو فروغ دینے میں اہم کردار ادا کر رہا ہے۔

ہیں۔ اس پس منظر میں، کمپنی ممکنہ بیرونی جھٹکوں سے نمٹنے کے لیے محتاط رسک مینجمنٹ، آپریشنل مضبوطی اور سرمایہ جاتی استحکام کو ترجیح دیتی رہے گی۔ ہماری توجہ ترویجی اقدامات کے منظم نفاذ کے ذریعے شیئرز ہولڈرز کے لیے پائیدار قدر کی فراہمی پر مرکوز رہے گی، جبکہ بدلتے ہوئے معاشی اور جغرافیائی و سیاسی ماحول کے مطابق پیشگی طور پر خود کو ہم آہنگ کیا جائے گا۔

#### اعترافات (Acknowledgments)

ہم اس موقع پر اپنے ریگولیٹرز اور صنعتی اداروں، بشمول انشورنس ایسوسی ایشن آف پاکستان (IAP)، کے انشورنس شعبے کے لیے مسلسل رہنمائی اور معاونت پر دلی تشکر کا اظہار کرتے ہیں۔ ہم اپنے معزز ری انشوررز اور دیگر اسٹیک ہولڈرز کے بھی شکر گزار ہیں جن کا اعتماد اور تعاون کمپنی کے ساتھ مسلسل قائم ہے۔ اسی طرح، بورڈ کمپنی کے ملازمین کی محنت اور لگن کو سراہتا ہے، جن کی وابستگی کمپنی کی مسلسل ترقی اور کارکردگی میں کلیدی کردار ادا کر رہی ہے۔

منجانب بورڈ:-



میجر جنرل سید انیس اکبر (ریٹائرڈ)  
چیئرمین — بورڈ آف ڈائریکٹرز



عبدالواحد  
صدر و چیف ایگزیکٹو

راولپنڈی

16 مارچ 2026

# ڈائریکٹر کی رپورٹ

## سال 2025 کے لیے غیر مربوط مالی معلومات

زمرہ—ڈائریکٹر کا نام

آزاد ڈائریکٹرز (Independent Directors)

مسٹر ایم۔ منیر ملک

مسٹر عمران اقبال

آزاد خاتون ڈائریکٹر (Independent Female Director)

مس سائما کبر خٹک

بورڈ نے ان ڈائریکٹرز کو رخصت (leave of absence) منظور کی جنہوں نے اجلاس میں شرکت نہیں کی۔ بورڈ کمیٹیوں کی فہرست، ان کی تشکیل اور دائرہ اختیار (Terms of Reference) اس رپورٹ کے صفحہ XXXX پر درج ہیں۔

حصص کی ملکیت کا پیٹرن (Pattern of Shareholding)

حصص کی ملکیت کا پیٹرن اس رپورٹ کے صفحہ XXXX پر دیا گیا ہے۔ کمپنی کے ڈائریکٹرز، چیف ایگزیکٹو آفیسر، چیف فنانشل آفیسر، کمپنی سیکریٹری اور ان کے شریک حیات و نابالغ بچوں کی جانب سے کمپنی کے حصص میں کوئی خرید و فروخت نہیں کی گئی۔

رسک مینجمنٹ اور داخلی کنٹرولز سے متعلق بیان

رسک مینجمنٹ اور داخلی کنٹرولز سے متعلق بیان اس رپورٹ کے صفحہ XXXX پر دیا گیا ہے۔

کمپنی کو درپیش اہم خطرات اور غیر یقینی صورتحال

کمپنی کو درپیش اہم خطرات اور غیر یقینی صورتحال سے متعلق معلومات اس رپورٹ کے صفحہ XXXX پر دی گئی ہیں۔

بورڈ کمیٹیاں (Board Committees)

سال 2025 کے دوران آڈٹ کمیٹی کے پانچ اجلاس منعقد ہوئے جبکہ دیگر تمام کمیٹیوں کے دو، دو اجلاس ہوئے۔ بورڈ کمیٹیوں کی تشکیل اور ان کے دائرہ اختیار کی تفصیل اس رپورٹ کے صفحہ XXXX پر دی گئی ہے۔

مزید برآں، کمپنی کے بورڈ کی چارڈپٹی کمیٹیاں ہیں جو کاروبار کے بنیادی شعبوں کا احاطہ کرتی ہیں؛ جن میں انڈر رائٹنگ، ری انشورنس و کو-انشورنس کمیٹی، کیمپو سیٹلمنٹ کمیٹی، ایگزیکٹو، رسک مینجمنٹ و کمپلائنس کمیٹی، اور انویسٹمنٹ کمیٹی شامل ہیں۔ ان کمیٹیوں کے اراکین کے نام اور دائرہ اختیار کی تفصیل اس رپورٹ کے صفحہ XXXX پر دی گئی ہے۔

مستقبل کا لائحہ عمل اور ترویجی سمت (Outlook and Strategic Direction)

بورڈ سال 2026 کے لیے کمپنی کی ترویجی سمت کے حوالے سے محتاط امید کا اظہار کرتا ہے، تاہم مشرق وسطیٰ اور عالمی منڈیوں پر اثر انداز ہونے والی بڑھتی ہوئی جغرافیائی و سیاسی غیر یقینی صورتحال کو بھی تسلیم کرتا ہے۔ فروری 2026 کے اواخر سے، ریاستہائے متحدہ امریکہ اور اسرائیل کی جانب سے اسلامی جمہوریہ ایران میں اہداف کے خلاف مشترکہ عسکری کارروائیوں کے بعد ایک بڑا تنازع شروع ہوا، جس کے ردعمل میں ایران کی جانب سے خطے میں جوابی کارروائیاں کی گئیں۔ یہ صورتحال متعدد ریاستوں اور غیر ریاستی عناصر کی شمولیت کے باعث ایک بڑے علاقائی تصادم کی صورت اختیار کر چکی ہے، جس کے نتیجے میں توانائی کی منڈیوں، سپلائی چینز اور سرمایہ کاروں کے اعتماد میں نمایاں اتار چڑھاؤ پیدا ہوا ہے۔

اگرچہ پاکستان کی مقامی معیشت پر اس کے براہ راست اثرات کا مکمل تعین ابھی باقی ہے، تاہم عالمی اجناس کی قیمتوں میں عدم استحکام اور سرمایہ کے بہاؤ میں ممکنہ تبدیلیوں سے متعلق خطرات قریبی نگرانی کے متقاضی

ٹان ایگزیکٹو ڈائریکٹرز (Executive Directors-Non)

میجر جنرل سید انیس اکبر (ریٹائرڈ)

میجر جنرل محمد احمد ملک (ریٹائرڈ)

رضوان اللہ خان

ملک رفعت محمود

بریگیڈیئر سلمان نذر (ریٹائرڈ)

ایگزیکٹو ڈائریکٹر (Executive Director)

مسٹر عبدالواحد

بورڈ میں منتخب/نامزد ڈائریکٹرز کی تعداد آٹھ (08) ہے جبکہ چیف ایگزیکٹو کمیٹی ممبر ایکٹ 2017 کی دفعہ 183(3) کے تحت "deemed director" تصور کیا جاتا ہے۔

بورڈ اجلاس (Board Meetings)

سال 2025 کے دوران بورڈ آف ڈائریکٹرز کے پانچ اجلاس منعقد ہوئے۔ ان اجلاسوں میں ہر ڈائریکٹر کی شرکت کی تفصیل درج ذیل ہے (کمپنی کے بورڈ 2024 کے مطابق):

ڈائریکٹر کا نام	شرکت کردہ اجلاس
لیفٹیننٹ جنرل نعمان محمود (ریٹائرڈ)	8
میجر جنرل کامران علی (ریٹائرڈ)	10
مسٹر رضوان اللہ خان	9
ملک رفعت محمود	10
مسٹر عمران اقبال	10
مسٹر ایم۔ منیر ملک	9
بریگیڈیئر حفیظ احمد (ریٹائرڈ)	1
بریگیڈیئر سلمان نذر (ریٹائرڈ)	6
مس سائما کبر خٹک	10

## ڈائریکٹرز کی رپورٹ

### سال 2025 کے لیے غیر مربوط مالی معلومات

جائزہ لے سکے اور اس کے اراکین کمپنی کی ترقی کے لیے اپنی ذمہ داریاں مزید موثر طریقے سے ادا کر سکیں۔  
یہ خود احتسابی مخصوص معیارات پر مبنی ایک طریقہ کار کے تحت کی جاتی ہے۔

یہ جائزہ ان اہم شعبہ جات کا احاطہ کرتا ہے جن میں شامل ہیں مگر ان تک محدود نہیں:

- بورڈ آف ڈائریکٹرز کی بنیادی ساخت کا جائزہ
- بورڈ ممبران کے مجموعی کردار اور ذمہ داریوں کا جائزہ
- بورڈ اور اس کی کمیٹیوں کی کارکردگی اور مؤثریت کا جائزہ؛ اور
- انفرادی بورڈ ممبران کی کارکردگی اور شرکت کا جائزہ

بورڈ کی مجموعی کارکردگی کے خود جائزہ کے نتائج مقررہ معیار کے مطابق تسلی بخش رہے۔

#### ڈائریکٹرز کی اجرت کی پالیسی (Remuneration Policy Directors)

متعلقہ قانونی تقاضوں اور آرٹیکلز آف ایسوسی ایشن کی تعمیل کے لیے، کمپنی کے پاس چیئرمین، نان ایگزیکٹو، ایگزیکٹو اور آزاد ڈائریکٹرز کی اجرت سے متعلق ایک پالیسی موجود ہے۔ ڈائریکٹرز کو صرف بورڈ اور اس کی ذیلی کمیٹیوں کے اجلاسوں میں شرکت کے عوض فیس ادا کی جاتی ہے اور اس سلسلے میں برداشت کیے گئے اخراجات کی ادائیگی بھی بورڈ سے منظور شدہ ڈائریکٹرز ریپوزیشن پالیسی کے مطابق کی جاتی ہے۔

#### اہم مالیاتی معلومات (Key Financial Data)

گزشتہ 6 سال کے اہم آپریشنل اور مالیاتی اعداد و شمار اس سالانہ رپورٹ کے صفحہ XXX پر منسلک ہیں۔

#### پراویڈنٹ فنڈ اور گریجویٹ فنڈ میں سرمایہ کاری کی مالیت

31 دسمبر 2025 تک آڈٹ شدہ اکاؤنٹس کی بنیاد پر پراویڈنٹ فنڈ اور گریجویٹ فنڈ میں سرمایہ کاری کی مالیت درج ذیل تھی:

فنڈ کا نام	2025	2024
	(روپے ملین میں)	
ایمپلائز پراویڈنٹ فنڈ	231	199
ایمپلائز گریجویٹ فنڈ	316	277

#### بورڈ کی تشکیل (Composition of Board)

اس وقت ڈائریکٹرز کی کل تعداد نو (09) ہے، جس کی تفصیل درج ذیل ہے:

الف۔ مرد: آٹھ (08)

ب۔ خواتین: ایک (01)

#### کارپوریٹ اور مالیاتی رپورٹنگ فریم ورک (FINANCIAL AND CORPORATE FRAMEWORK REPORTING Statement of Directors Responsibilities)

کوڈ آف کارپوریٹ گورننس کے کارپوریٹ اور مالیاتی رپورٹنگ فریم ورک کی تعمیل میں، ڈائریکٹرز درج ذیل کی توثیق کرتے ہیں:

- مالیاتی بیانات، ان کے ساتھ شامل نوٹس سمیت جو ان بیانات کا لازمی حصہ ہیں، کمپنی کی منجمنٹ کی جانب سے کمپنیز ایکٹ، 2017 اور انشورنس آرڈیننس 2000 کے مطابق تیار کیے گئے ہیں اور یہ کمپنی کی مالی حالت، اس کے آپریشنز کے نتائج، نقد بہاؤ اور ایکویٹی میں تبدیلیوں کو درست طور پر ظاہر کرتے ہیں۔

- کمپنی کے اکاؤنٹس کی مناسب کتب برقرار رکھی گئی ہیں۔

- ان مالیاتی بیانات کی تیاری میں مناسب اکاؤنٹنگ پالیسیوں کا مستقل اطلاق کیا گیا ہے اور اکاؤنٹنگ تخمینے معقول اور محتاط فیصلے پر مبنی ہیں۔

- بین الاقوامی اکاؤنٹنگ معیارات، بین الاقوامی مالیاتی رپورٹنگ معیارات یا پاکستان میں قابل اطلاق دیگر قوانین و ضوابط (بشمول مگر محدود نہیں شریعہ گائیڈ لائنز/اصول) کی بیرونی مالیاتی بیانات کی تیاری میں کی گئی ہے اور کسی بھی انحراف کو مناسب طور پر ظاہر کیا گیا ہے۔

- داخلی کنٹرولز کا نظام ڈیزائن کے لحاظ سے مضبوط ہے اور اسے سال بھر موثر طور پر نافذ اور مانیٹر کیا گیا ہے۔

- کمپنی کے بطور جاری ادارہ (Going Concern) اپنی سرگرمیاں جاری رکھنے کی صلاحیت پر کوئی نمایاں شبہ نہیں ہے۔

- کارپوریٹ گورننس کے بہترین طریقہ کار سے کوئی اہم انحراف نہیں ہوا۔

- 31 دسمبر 2025 تک ٹیکسز، ڈیوٹیز، لیویز اور دیگر واجبات کے حوالے سے کوئی قانونی ادائیگیاں بقایا نہیں ہیں، سوائے ان کے جو مالیاتی بیانات میں ظاہر کی گئی ہیں۔ یہ واجبات بنیادی طور پر مالی سال 2025 کے آخری مہینے سے متعلق تھیں اور بعد ازاں بروقت سرکاری خزانے میں جمع کرا دی گئی ہیں۔

- متعلقہ فریقین کے ساتھ لین دین آڈٹ کمیٹی اور بورڈ آف ڈائریکٹرز سے منظور شدہ یا توثیق شدہ ہیں۔

#### بورڈ کی کارکردگی کا جائزہ (Board Performance Evaluation)

کمپنی کا بورڈ آف ڈائریکٹرز ہر سال ایک مقررہ پیمانے کے تحت خود احتسابی (evaluation-self) کا عمل انجام دیتا ہے۔ یہ جائزہ بنیادی طور پر اس مقصد کے لیے کیا جاتا ہے کہ بورڈ اپنی گورننس کے معیار کا

## ڈائریکٹر کی رپورٹ سال 2025 کے لیے غیر مربوط مالی معلومات

اس کے نتیجے میں، ادا شدہ سرمایہ 719 ملین روپے سے بڑھ کر 1 ارب روپے ہو گیا، جس سے مالی سال 2026 کے لیے سیکیورٹیز اینڈ ایکسچینج کمیشن آف پاکستان (SECP) کی کم از کم سرمایہ کی ضروریات کی تعمیل یقینی بنائی گئی۔

رائٹ ایٹو سے حاصل ہونے والی رقم کو بورڈ سے منظور شدہ سرمایہ کاری پالیسی کے مطابق استعمال کیا جائے گا، جس سے کمپنی کے سرمایہ جاتی ڈھانچے کو مضبوط بنانے اور انڈر رائٹنگ صلاحیت کو بڑھانے میں مدد ملے گی۔ مزید برآں، بہتر ایکویٹی پوزیشن کمپنی کو آپریشنل کارکردگی بہتر بنانے میں بھی معاون ثابت ہوگی، خصوصاً مالی سال 2026 کے دوران ری انشورنس ریٹینشن لمٹس میں متوقع نظر ثانی کے پیش نظر۔

### ٹریکنگ اور دیگر خدمات کا معاہدہ (Contract for Tracking and Other Services)

کمپنی ایکٹ 2017 کی دفعہ 208(2) کے مطابق، ہم حصص یافتگان کو مطلع کرنا چاہتے ہیں کہ کمپنی نے اپنی ذیلی کمپنی Asktech (Pvt.) Ltd کے ساتھ ٹریکنگ اور دیگر خدمات کی فراہمی کا معاہدہ جاری رکھا ہوا ہے۔ موثر انشورنس کاروبار میں خطرات کو کم کرنے کے لیے ٹریکنگ خدمات حاصل کی گئی ہیں۔

ہم نے اس بات کو یقینی بنایا ہے کہ مذکورہ کمپنی کے ساتھ تمام لین دین آرمز لینتھ بنیادوں پر انجام پائے ہیں۔

### آڈیٹرز (AUDITORS)

#### بیرونی آڈیٹرز (External Auditors)

یوسف عادل چارٹرڈ اکاؤنٹنٹس نے سال 2025 کے لیے کمپنی کے مالیاتی بیانات کا آڈٹ کیا اور دوبارہ تفری کے اہل ہونے کے باعث خود کو دوبارہ تفری کے لیے پیش کیا۔

کوڈ اور ریگولیشنز کے تقاضوں کے مطابق، بورڈ آڈٹ کمیٹی نے یوسف عادل چارٹرڈ اکاؤنٹنٹس کو سال 2026 کے لیے بیرونی آڈیٹرز کے طور پر مقرر کرنے کی سفارش کی ہے، اور بورڈ اس سفارش کی توثیق کرتا ہے۔

#### شرعیہ کمپلائنس آڈیٹرز (Shariah Compliance Auditors)

S.M. Suhail & Co. چارٹرڈ اکاؤنٹنٹس، جو کہ کفائل رولز 2012 کے تحت کمپنی کے شرعیہ کمپلائنس آڈیٹرز کے طور پر دوبارہ تفری کے اہل ہیں، نے خود کو دوبارہ تفری کے لیے پیش کیا، اور بورڈ نے بورڈ آڈٹ کمیٹی کی سفارش پر سال 2026 کے لیے S.M. Suhail & Co. چارٹرڈ اکاؤنٹنٹس کی بطور شرعیہ کمپلائنس آڈیٹرز منظوری دے دی ہے۔

چنانچہ، روایتی کاروبار سے کٹری بیوشن مارجن بڑھ کر 117 ملین روپے ہو گیا (2024: 77 ملین روپے)، جو بہتر انڈر رائٹنگ کارکردگی کی عکاسی کرتا ہے۔

### متفرقات (Miscellaneous)

یہ شعبہ انجینئرنگ، بانڈ، کراپ، ٹریپول اور دیگر متفرق انشورنس لائنز پر مشتمل ہے۔ سال 2025 کے دوران، یہ شعبہ کمپنی کے تحریر کردہ کاروبار کا 14 فیصد رہا، جس میں مجموعی پریمیم 1,070 ملین روپے (بشمول تکافل کٹری بیوشن) رہا، جبکہ 2024 میں یہ 963 ملین روپے تھا۔

روایتی کاروبار سے حاصل ہونے والا کٹری بیوشن مارجن 214 ملین روپے رہا (2024: 247 ملین روپے)۔ مالی سال 2024 کے مقابلے میں مارجن میں کمی کی بنیادی وجہ سال کے دوران زیادہ کلیمز، بالخصوص سیلاب سے متعلق نقصانات، رہے۔

### سرمایہ کاری، کرایہ اور دیگر آمدنی (Investment, Rental and Other Income)

سرمایہ کاری اور دیگر آمدنی میں 6 فیصد اضافہ ہوا اور یہ 2025 میں بڑھ کر 803 ملین روپے ہو گیا، جبکہ 2024 میں یہ 760 ملین روپے تھی۔ اس اضافہ کی بنیادی وجہ KSE-100 انڈیکس میں مثبت رجحان اور مؤثر پورٹ فولیو منجمنٹ رہی، جس کے نتیجے میں کمپنی سال کے دوران بہتر سرمایہ کاری منافع حاصل کرنے میں کامیاب رہی۔

سال 2025 کے دوران، کمپنی نے ایکویٹی سرمایہ کاری میں اپنا حصہ بڑھایا اور فعال پورٹ فولیو ری بیلننگ حکمت عملی برقرار رکھی، جس کے ذریعے موافق مارکیٹ حالات سے فائدہ اٹھاتے ہوئے مجموعی سرمایہ کاری منافع کو بہتر بنایا گیا۔

### وینڈو تکافل آپریشنز (Window Takaful Operations)

وینڈو تکافل آپریشنز (WTO) نے کاروباری حجم اور منافع دونوں میں مستحکم ترقی کا مظاہرہ جاری رکھا، اور کمپنی کو توقع ہے کہ یہ مثبت رجحان آئندہ برسوں میں بھی برقرار رہے گا۔

سال 2025 کے دوران، WTO سے تحریر کردہ کٹری بیوشن 1,279 ملین روپے رہا، جبکہ 2024 میں یہ 1,082 ملین روپے تھا، جو تکافل پورٹ فولیو میں مسلسل توسیع کو ظاہر کرتا ہے۔ آپریٹرز فنڈ سے حاصل ہونے والا منافع بڑھ کر 151 ملین روپے ہو گیا (2024: 136 ملین روپے)۔

تکافل آپریشنز میں کٹری بیوشن اور منافع میں اضافہ انہی عوامل کے باعث ہوا جنہوں نے روایتی انشورنس پورٹ فولیو کی کارکردگی کو سہارا دیا، جن میں کاروباری توسیع اور بہتر آپریشنل منجمنٹ شامل ہیں۔

### رائٹ ایٹو (5-R)

سال 2025 کی آخری سہ ماہی کے دوران، کمپنی نے تقریباً 28 ملین عام حصص 32 روپے فی حصص (جس میں 22 روپے فی حصص پریمیم شامل ہے) کے اجراء کے ذریعے 920 ملین روپے کا رائٹ ایٹو کامیابی سے مکمل کیا۔

## ڈائریکٹر کی رپورٹ

### سال 2025 کے لیے غیر مربوط مالی معلومات

سگنٹ کے لحاظ سے کارکردگی کا تجزیہ  
ہر کاروباری شعبہ کے لحاظ سے کارکردگی کا تجزیہ درج ذیل ہے:

#### حادیہ و صحت (Accident & Health)

حادیہ و صحت کے شعبہ نے سال کے دوران اپنی ترقی کی رفتار برقرار رکھی اور پریمیئم (بشمول تکافل کنٹری بیوشن) میں 23 فیصد اضافہ ریکارڈ کیا، جبکہ کمپنی کے کاروبار میں سب سے بڑا حصہ برقرار رکھا۔ اس شعبہ کے تحت مجموعی پریمیئم 2,683 ملین روپے (بشمول تکافل) رہا جبکہ 2024 میں یہ 2,189 ملین روپے تھا، جو کمپنی کے کل پریمیئم کا 35 فیصد بنتا ہے۔

تاہم، روایتی کاروبار سے حاصل ہونے والا کنٹری بیوشن مارجن کم ہو کر 58 ملین روپے رہ گیا (2024: 86 ملین روپے)، جس کی بنیادی وجہ سال کے دوران چند بڑے صارفین سے متعلق دعوؤں کے باعث زیادہ نقصان کا تاسب رہا۔

#### موٹر (Motor)

موٹر کے شعبہ نے مستحکم ترقی برقرار رکھی اور پریمیئم (بشمول تکافل کنٹری بیوشن) میں 20 فیصد اضافہ ریکارڈ کیا۔ مجموعی پریمیئم 1,903 ملین روپے (بشمول تکافل کنٹری بیوشن) رہا جبکہ 2024 میں یہ 1,587 ملین روپے تھا، جو کمپنی کے کل کاروبار کا 25 فیصد ہے۔  
روایتی کاروبار سے کنٹری بیوشن مارجن نمایاں طور پر بڑھ کر 691 ملین روپے ہو گیا (2024: 567 ملین روپے)، جس کی بنیادی وجہ سال کے دوران آٹو فنانسنگ کی سرگرمیوں میں اضافہ، مؤثر ٹیکہ مینجمنٹ اور انڈر رائٹنگ نظم و ضبط رہا۔

#### فائر و پراپرٹی ڈیج (Fire & Property Damage)

اس شعبہ نے 2025 کے دوران 1,405 ملین روپے (بشمول تکافل کنٹری بیوشن) مجموعی پریمیئم ریکارڈ کیا جبکہ 2024 میں یہ 1,210 ملین روپے تھا، جو گزشتہ سال کی اسی مدت کے مقابلے میں 16 فیصد اضافہ ظاہر کرتا ہے۔ یہ شعبہ سال کے دوران کمپنی کے کل مجموعی پریمیئم (بشمول تکافل کنٹری بیوشن) کا 18 فیصد رہا۔

تاہم، روایتی کاروبار سے حاصل ہونے والا کنٹری بیوشن مارجن کم ہو کر 127 ملین روپے رہ گیا (2024: 143 ملین روپے)، جس کی بنیادی وجہ سال کے دوران اس شعبہ میں غیر متوقع نقصانات رہے۔

#### میرین، ایوی ایشن و ٹرانسپورٹ (Marine, Aviation & Transport)

اس شعبہ نے سال کے دوران 557 ملین روپے (بشمول تکافل کنٹری بیوشن) مجموعی پریمیئم حاصل کیا جبکہ 2024 میں یہ 563 ملین روپے تھا، جو کمپنی کے کل کاروبار کا 7 فیصد ہے۔ اگرچہ مجموعی پریمیئم تقریباً مستحکم رہا، تاہم کمپنی سال کے دوران قیمتوں کے نظم و ضبط کو بہتر بنانے میں کامیاب رہی، جس کے نتیجے میں منافع پر مثبت اثر پڑا۔

ان اقدامات کے ساتھ ساتھ کمپنی ساہمہ سیکورٹی اور ڈیٹا کے تحفظ کے لیے بھی پُر عزم ہے۔ SECP کی ہدایات اور عالمی بہترین طریقہ کار کے مطابق AGICO نے اپنے انفراسٹرکچر کو جدید فائر وائر، مصنوعی ذہانت پر مبنی خطرہ شناختی نظام، SIEM ٹولز اور انٹرنیٹ پرائز سٹخ کے سیکورٹی حل کے ذریعے مزید مضبوط بنایا ہے تاکہ صارفین کے ڈیٹا کا تحفظ اور اسٹیک ہولڈرز کے اعتماد کو برقرار رکھا جاسکے۔

صارفین کے ساتھ مؤثر رابطہ اور خدمات کی فراہمی کو بہتر بنانے کے لیے AGICO نے ایک ای-گریوینس پورٹل بھی متعارف کرایا ہے، جس کے ذریعے شکایات کے اندراج اور ان کے حل کے پیش رفت کی گمرانی کو موثر بنایا گیا ہے۔

لنڈن کمپنیز (کوڈ آف کارپوریٹ گورننس) ریگولیشنز، 2019 اور انشوررز کے لیے کوڈ آف کارپوریٹ گورننس، 2016

لنڈن کمپنیز (کوڈ آف کارپوریٹ گورننس) ریگولیشنز، 2019 اور انشوررز کے لیے کوڈ آف کارپوریٹ گورننس، 2016 کمپنی پر لاگو ہوتے ہیں۔ کمپنی نے ان ریگولیشنز کی تمام متعلقہ دفعات کی مکمل تعمیل کی ہے۔ اس ضمن میں اسٹیٹمنٹ آف کمپلائنس صفحہ نمبر xx پر ملاحظہ کیا جاسکتا ہے۔

#### ڈیویڈنڈ کی تقسیم

بورڈ آف ڈائریکٹرز نے حتمی نقد منافع فی حصص Rs.2.50 کی سفارش کی ہے، جو ان شیئر ہولڈرز کو ادا کیا جائے گا جن کے نام کمپنی کے شیئر رجسٹر میں بک کلوزر ریگریڈ کے آغاز پر درج ہوں گے۔

#### کارکردگی کا جائزہ

کمپنی کے کلیدی کارکردگی اشاریے ذیل میں خلاصہ کی صورت میں پیش کیے گئے ہیں:

2024	2025	
(روپے ہزار میں)		
6,511,591	7,617,480	مجموعی پریمیئم تحریک کردہ (بشمول تکافل کنٹری بیوشن)
3,403,927	3,810,789	خالص پریمیئم آمدنی
2,334,715	2,684,303	خالص دعوے
197,531	221,265	انڈر رائٹنگ منافع
759,983	803,311	سرماہ کاری، کرایہ اور دیگر آمدنی
924,254	965,405	قبل از ٹیکس منافع۔ جنرل انشورنس آپریشنز
135,837	151,102	قبل از ٹیکس منافع۔ ونڈ و تکافل آپریشنز (OPF)
1,060,091	1,116,507	قبل از ٹیکس منافع
655,900	694,672	بعد از ٹیکس منافع
9.12	9.66	فی حصص آمدنی (روپے) رائٹ ایٹو سے قبل
8.31	8.69	فی حصص آمدنی (روپے)۔ رائٹ ایٹو کے بعد (2024 از سر نو مرتب)

## ڈائریکٹر کی رپورٹ

### سال 2025 کے لیے غیر مربوط مالی معلومات

رائٹ ایٹو (920 ملین روپے) کے اثرات کو مد نظر رکھتے ہوئے، سال 2025 کے لیے فی حصص آمدنی (EPS) 8.69 روپے رہی (2024—ازسر نومرتب: 8.31 روپے)۔ مالی سال 2024 کے لیے کمپنی نے پہلے 9.12 روپے فی حصص آمدنی رپورٹ کی تھی، جسے رائٹ ایٹو کے اثرات کو مد نظر رکھتے ہوئے ازسر نومرتب کیا گیا ہے۔ اگر سال کے دوران اضافی حصص جاری نہ کیے جاتے تو سال 2025 کے لیے فی حصص آمدنی 9.66 روپے ہوتی، جو کمپنی کی بنیادی آمدنی کی مضبوطی کو ظاہر کرتی ہے۔

#### اہم نمایاں نکات

#### IFRS ریٹنگ

کمپنی نے پاکستان کریڈٹ ریٹنگ کمپنی لمیٹڈ (PACRA) اور VIS کی جانب سے باالترتیب 4 فروری 2026 اور 24 دسمبر 2025 کو دی گئی 'AA+' انسورر فنانشل اسٹریٹجی ریٹنگ کو برقرار رکھا ہے، جس کا آؤٹ لک مستحکم ہے۔

#### ڈیجیٹل اقدامات

AGICO کی حکمت عملی کے مرکز میں ٹیکنالوجی میں جدت اور ڈیجیٹل تبدیلی کے لیے مضبوط عزم موجود ہے، جسے نظاموں کی جدید کاری، ریگولیٹری تعمیل میں بہتری اور صارفین کے تجربے کو بہتر بنانے کے لیے اسٹریٹجک سرمایہ کاری سے تقویت دی جا رہی ہے۔

اس سلسلے میں ایک اہم سگ میل انٹر پرائز آرکیٹیکچر کی ازسر نو تشکیل ہے، جس نے آٹومیشن، آپریشنل کارکردگی اور گرانٹی کے نظام کو مزید مضبوط بنایا ہے۔ موٹر کھڑکی میٹجمنٹ سسٹم (MCMS)، جو ایک مربوط ڈیجیٹل پلیٹ فارم ہے، تمام اسٹیک ہولڈرز کو یکجا کرتا ہے، کاغذی کارروائی کو ختم کرتا ہے، سروس بیروز کے ساتھ حقیقی وقت میں رابطہ ممکن بناتا ہے اور دعویٰ کی تصفیہ کاری کو تیز کرتے ہوئے دھوکہ دہی کے خطرات کو کم کرتا ہے۔

مزید برآں، موبائل ایپلیکیشن کے ذریعے ای-ہیلتھ کارڈ کے اجراء سے حقیقی وقت میں منظوری اور کیسز لیس ہسپتال خدمات تک بلار کاؤت رسائی ممکن ہوئی ہے۔ کارپوریٹ اور انفرادی ہیلتھ پالیسی ہولڈرز کے لیے مختص پورٹل ڈیجیٹل گھنٹہ جمع کروانے، دستاویزات اپ لوڈ کرنے اور حقیقی وقت میں ٹریکنگ کی سہولت فراہم کرتے ہیں، جس سے ایک مؤثر اور صارف دوست تجربہ یقینی بناتا ہے۔

ہیلتھ سیگمنٹ میں مسلسل توسیع کے پیش نظر کمپنی نے ڈیجیٹلائزیشن کے اقدامات کو نمایاں طور پر آگے بڑھایا ہے تاکہ وسعت اور سروس کے معیار کو برقرار رکھا جاسکے۔ اس ضمن میں پالیسی ہولڈرز کے لیے ایک مکمل ڈیجیٹل اور سہل ماحول کی تشکیل میں خاطر خواہ پیش رفت کی گئی ہے، جہاں آن لائن گھنٹہ جمع کروانے کی رفتار، شفافیت اور کارکردگی کو بہتر بنایا گیا ہے۔ مسلسل ڈیجیٹل بہتری اور ہیلتھ پورٹ فولیو پر توجہ کے ذریعے AGICO ایک قابل توسیع، محفوظ اور مستقبل کے تقاضوں سے ہم آہنگ انسورنس نظام تشکیل دے رہا ہے۔

بورڈ آف ڈائریکٹرز کی جانب سے ہمیں یہ اعلان کرتے ہوئے مسرت محسوس ہوتی ہے کہ ہم عسکری جنرل انشورنس کمپنی لمیٹڈ (کمپنی) کی ڈائریکٹرز رپورٹ، مورخہ 31 دسمبر 2025 کو ختم ہونے والے سال کے لیے آڈٹ شدہ غیر یکجا مالیاتی بیانات اور اس سے متعلقہ آڈیٹرز کی رپورٹ کے ہمراہ پیش کر رہے ہیں۔

#### معاشی جائزہ

مالی سال 2025 کے دوران پاکستان کی معیشت ایک پیچیدہ میکرو اکنامک ماحول میں کام کرتی رہی۔ اگرچہ مجموعی جی ڈی پی کی نمو محدود رہی اور برآمدات کی رفتار کمزور رہی، تاہم بڑی صنعتوں (LSM-Large Scale Manufacturing) میں ابتدائی بحالی کے آثار نے صنعتی سرگرمیوں کو کسی حد تک سہارا فراہم کیا۔ ترسیلات زر مستحکم رہیں، جبکہ زرمبادلہ کی شرح میں نسبی استحکام نے بیرونی کھاتوں کے بہتر انتظام میں معاونت کی۔

مانیٹرنگ پالیسی میں نرمی، جس کے تحت پالیسی ریٹ میں مجموعی طور پر 250 بیس پوائنٹس کمی کی گئی، کاروباری اداروں کو سہولت فراہم کرنے اور لیکویڈیٹی کی صورتحال کو بہتر بنانے کا باعث بنی۔ جاری اصلاحاتی اقدامات اور آئی ایم ایف پروگرام کے جائزوں کی کامیاب تکمیل نے پاکستان کی بیرونی کریڈٹ حیثیت کو بہتر بنایا اور سرمایہ کاروں کے اعتماد کو مضبوط کیا۔

تاہم، پنجاب، خیبر پختونخوا اور کشمیر کے بعض علاقوں میں شدید میون سون سیلاب نے زراعت، انفراسٹرکچر اور دیگر شہہ اثاثہ جات کو نمایاں طور پر متاثر کیا، جبکہ جغرافیائی سیاسی کشیدگی اور سرحدی سیکورٹی کی صورتحال نے تجارتی بہاؤ میں خلل ڈالا اور مہنگائی کے باوجود اضافہ کیا۔

اس ماحول میں، انشورنس سیکٹر کو دعووں میں بڑھتے ہوئے اتار چڑھاؤ کے ساتھ ساتھ سرمایہ کاری کی منڈیوں میں بہتری کا سامنا رہا۔ کمپنی نے ان حالات میں مؤثر انداز میں رہنمائی حاصل کرتے ہوئے نظم و ضبط پر مبنی انڈر رائٹنگ اور ایکویٹی ایکسپوزر میں بہتری کے ذریعے سرمایہ کاری آمدنی اور حتمی منافع میں اضافہ حاصل کیا۔

#### سال 2025 میں AGICO کی کارکردگی

کمپنی نے سال 2025 کے دوران مثبت مالی کارکردگی کا مظاہرہ کیا اور مجموعی پریمیم 7.6 ارب روپے تحریر کیا، جس میں 1.28 ارب روپے وٹڈ وٹ کافل آپریشنز سے حاصل ہوئے (6.5:2024) ارب روپے، جس میں 1.08 ارب روپے وٹڈ وٹ کافل آپریشنز سے حاصل ہوئے تھے)۔

سرمایہ کاری اور دیگر آمدنی میں 6 فیصد اضافہ ریکارڈ کیا گیا، جس سے کمپنی کی مجموعی منافع بخشیت مزید مستحکم ہوئی۔ چنانچہ کمپنی نے 1,141 ملین روپے قبل از ٹیکس منافع حاصل کیا (1,060:2024 ملین روپے)، جو مسلسل آپریشنل کارکردگی اور نظم و ضبط پر مبنی مالیاتی انتظام کا مظہر ہے۔

کمپنی نے سال کے دوران 32 روپے فی حصص (جس میں 22 روپے پریمیم شامل ہے) کے حساب سے 40 فیصد رائٹ ایٹو کا مالیاتی سے مکمل کیا۔

# DIRECTORS' REPORT

Consolidated financial information for the year 2025

On behalf of the Board of Directors, we are pleased to present the Directors' Report of Askari General Insurance Company Limited (the Company) along with Audited Unconsolidated Financial Statements and the Auditors' Report thereon for the year ended December 31st, 2025.

## ECONOMIC REVIEW

Pakistan's economy operated within a complex macroeconomic environment during FY2025. While overall GDP growth remained subdued and export momentum was limited, early signs of recovery in Large-Scale Manufacturing (LSM) provided some industrial support. Workers' remittances remained resilient, and relative exchange rate stability contributed to improved external balance management.

Monetary easing, with a cumulative 250 basis points reduction in the policy rate, provided relief to businesses and supported liquidity conditions. Continued reform measures and the successful completion of IMF program reviews enhanced Pakistan's external credit standing and reinforced investor confidence.

However, severe monsoon floods across Punjab, Khyber Pakhtunkhwa, and parts of Kashmir significantly impacted agriculture, infrastructure, and insured assets, while geopolitical tensions and border security developments disrupted trade flows and intensified inflationary pressures.

Within this environment, the insurance sector faced heightened claims volatility alongside improved investment market conditions. The Company navigated these dynamics effectively, leveraging disciplined underwriting and enhanced equity exposure to deliver an increase in investment income and the ultimate profits.

## AGICO in 2025

The Company delivered positive financial performance during 2025, underwriting a Gross Premium of Rs. 7.6 billion, including Rs. 1.28 billion from Window Takaful Operations (2024: Rs. 6.5 billion, including Rs. 1.08 billion from Window Takaful Operations). Investment and other incomes recorded a growth of 6%, further strengthening the overall profitability of the Company. Consequently, the Company achieved a Profit Before Tax of Rs. 1,141 million (2024: Rs. 1,060 million), reflecting sustained operational momentum and disciplined financial management.

The Company successfully completed a 40% right issue at Rs. 32 per share, including a premium of Rs. 22 per share, during the year.

The earnings per share (EPS) of the Company, after giving effect to the Right Issue of Rs. 920 million undertaken during the year, stood at Rs. 9.23 per share (2024 – Restated: Rs. 8.30 per share). For FY2024, the Company had previously reported an EPS of Rs. 9.26 per share, which has been restated to reflect the impact of the

Right Issue. Had the additional shares not been issued during the year, the EPS for FY2025 would have been Rs. 10.27 per share, demonstrating the underlying strength of the Company's earnings performance.

## KEY HIGHLIGHTS

### IFS RATING

The Company has maintained Insurer Financial Strength Rating of "AA+", awarded by both Pakistan Credit Rating Company Limited (PACRA) and VIS on 4 February 2026 and 24 December 2025 respectively, with Stable outlook.

### DIGITAL INITIATIVES

At the core of AGICO's strategy lies a strong commitment to technological innovation and digital transformation, supported by strategic investments to modernize systems, enhance regulatory compliance, and elevate customer experience.

A key milestone in this journey is the Enterprise Architecture Revamp, which has strengthened automation, operational efficiency, and oversight governance. The Motor Claims Management System (MCMS), a unified digital platform, integrates all stakeholders, eliminates paperwork, enables real-time coordination with surveyors, and accelerates claims settlement while reducing fraud risks.

Currently, the introduction of the e-Health Card through the mobile application enables real-time approvals and seamless access to cashless hospital services. Dedicated portals for corporate and individual health policyholders further facilitate digital claims submission, document uploads, and real-time tracking, ensuring a streamlined and customer-friendly experience.

With the continued expansion of the health segment, the Company has significantly advanced its digitalization efforts to support scale and service quality. Substantial progress has been made to create a fully digital, hassle-free environment for policyholders to lodge online claims with improved speed, transparency, and efficiency. Through continuous digital enhancement and a strong focus on the growing Health portfolio, AGICO is building a scalable, secure, and future-ready insurance ecosystem.

Parallel to these advancements, the Company remains committed to robust cybersecurity and data protection. In alignment with SECP guidelines and global best practices, AGICO has reinforced its infrastructure with advanced firewalls, AI-driven threat detection, SIEM tools, and enterprise-grade security solutions to safeguard customer data and maintain stakeholder confidence.

To strengthen engagement and service responsiveness, AGICO has also launched an e-grievance portal for efficient complaint registration and resolution tracking.

### LISTED COMPANIES (CODE OF CORPORATE GOVERNANCE) REGULATIONS, 2019 & CODE OF CORPORATE GOVERNANCE FOR INSURERS, 2016

Listed Companies (Code of Corporate Governance) Regulations, 2019 (Regulations) and Code of Corporate Governance for Insurers, 2016 are applicable to the Company. The Company has duly complied with the provisions of these Regulations. A Statement of Compliance in this regard can be viewed on page xx.

### DIVIDEND DISTRIBUTION

The Board of Directors has recommended a final cash dividend of Rs. 2.50 per share to the shareholders whose names appear in the share register of the Company at the start of the book closure period.

### PERFORMANCE REVIEW

The key performance indicators of the Company are summarized below:

	2025	2024
	(Rupees in thousand)	
Gross premium written (Inclusive of Takaful Contribution)	7,617,480	6,511,591
Net premium revenue	3,807,462	3,402,872
Net claims	2,684,303	2,334,715
Underwriting profit	247,302	201,981
Investment, Rental and other income	1,127,924	844,163
Profit before tax - General Insurance Operations	1,028,597	941,635
Profit before tax - Window Takaful Operations (OPF)	158,383	131,387
Profit before tax	1,186,980	1,073,022
Profit after tax	738,296	665,481
Earnings per share (Rs.) – Before the Right Issue	10.27	9.26
Earnings per share (Rs.) – After the Right Issue (2024-Restated)	9.23	8.30

### SEGMENT WISE PERFORMANCE ANALYSIS

The segment wise performance analysis for each class of business is as follows:

#### Accident & Health

The Accident & Health segment continued its growth trajectory during the year, registering a 23% increase in premiums (inclusive of Takaful contribution) and maintaining its position as the largest contributor to the Company's business. Gross premium under this segment amounted to Rs. 2,683 million (inclusive of Takaful) compared to Rs. 2,189 million in 2024, representing 35% of the Company's total premiums.

However, contribution margins from the conventional business declined to Rs. 58 million (2024: Rs. 86 million), primarily due to a higher loss ratio arising from claims associated with a few high-value clients during the year.

#### Motor

The Motor segment maintained stable growth, recording a 20% increase in premiums (inclusive of Takaful contribution). Gross premiums reached Rs. 1,903 million (inclusive of Takaful contribution) compared to Rs. 1,587 million in 2024, representing 25% of the Company's total business.

Contribution margins from the conventional business improved significantly to Rs. 691 million (2024: Rs. 567 million), primarily driven by a notable increase in auto financing activity during the year, coupled with effective claims management and underwriting discipline.

#### Fire & Property Damage

The segment recorded gross premium of Rs. 1,405 million (inclusive of Takaful contribution) during 2025 compared to Rs. 1,210 million in 2024, reflecting a 16% growth over the same period last year (SPLY). This segment accounted for 18% of the Company's total gross premium (inclusive of Takaful contribution) for the year.

However, the contribution margin from the conventional business declined to Rs. 127 million (2024: Rs. 143 million), primarily due to unexpected losses experienced within the segment during the year.

#### Marine, Aviation & Transport

The segment generated gross premium of Rs. 557 million (inclusive of Takaful contribution) during the year compared to Rs. 563 million in 2024, representing 7% of the Company's total business. While gross premiums remained largely stable, the Company was able to improve pricing discipline during the year, which positively impacted profitability.

Accordingly, contribution margins from the conventional business increased to Rs. 117 million (2024: Rs. 77 million), reflecting improved underwriting performance.

#### Miscellaneous

This segment comprises engineering, bond, crop, travel, and other miscellaneous insurance lines. During 2025, the segment accounted for 14% of the Company's underwritten business, with gross premium underwritten amounting to Rs. 1,070 million (inclusive of Takaful contribution) compared to Rs. 963 million in 2024.

The contribution margin from the conventional business stood at Rs. 214 million (2024: Rs. 247 million). The decline in margins compared to FY2024 was primarily attributable to higher claims incurred during the year, particularly arising from flood-related losses.

#### Investment, Rental and other Income

Investment and other income increased by 34% to Rs. 1,128 million in 2025, compared to Rs. 844 million in 2024. This growth was primarily driven by the positive momentum in the KSE-100 Index, along with effective portfolio management, which enabled the Company to realize improved investment gains during the year.

During 2025, the Company increased its exposure to equity investments and maintained an active portfolio rebalancing strategy, allowing it to capitalize on favorable market conditions while optimizing overall investment returns.

# DIRECTORS' REPORT

Consolidated financial information for the year 2025

## WINDOW TAKAFUL OPERATIONS

The Window Takaful Operations (WTO) continued to demonstrate steady growth in both business volume and profitability, and the Company expects this positive trend to persist in the coming years.

During 2025, written contributions from WTO amounted to Rs. 1,279 million, compared to Rs. 1,082 million in 2024, reflecting continued expansion of the Takaful portfolio. The profit from the Operator's Fund increased to Rs. 158 million in 2025, as against Rs. 131 million in 2024.

The growth in contributions and profitability of the Takaful operations was driven by broadly similar factors that supported the performance of the conventional insurance portfolio, including business expansion and improved operational management.

## RIGHT ISSUE (R-5)

During the last quarter of 2025, the Company successfully completed a Right Issue of Rs. 920 million through the issuance of approximately 28 million ordinary shares at Rs. 32 per share, including a share premium of Rs. 22 per share.

As a result, the paid-up capital increased from Rs. 719 million to Rs. 1 billion, thereby ensuring compliance with the SECP's minimum capital requirements applicable for FY 2026.

The proceeds of the Right Issue will be deployed in accordance with the Board-approved Investment Policy, strengthening the Company's capital base and enhancing its underwriting capacity. The augmented equity position will also enable the Company to optimize operational performance, particularly in view of the anticipated revision of reinsurance retention limits during FY 2026.

## CONTRACT FOR TRACKING AND OTHER SERVICES

In accordance with section 208(2) of Companies Act, 2017, we would like to inform the shareholders that the Company has continued its contract for provision of tracking and other services with Asktech (Pvt.) Ltd, a subsidiary of the Company. Tracking services have been sought to minimize the risks in the motor insurance business. We have ensured that the transactions with the said company are at arm's length.

## AUDITORS

### External Auditors

Yousaf Adil Chartered Accountants audited the financial statements of the Company for the year 2025 and, being re-eligible, presented themselves for reappointment.

In line with the requirement of the Code and the Regulations, the Board Audit Committee has recommended the appointment of Yousaf Adil Chartered Accountants, as the External Auditors for the year 2026, and the Board endorses this recommendation.

### Shariah Compliance Auditors

S.M. Suhail & Co. Chartered Accountants, being re-eligible for reappointment, as Shariah Compliance Auditors of the company, as required under Takaful Rules 2012, presented themselves for reappointment and the Board on the recommendation of Board Audit Committee has approved the appointment of S.M Suhail & Co. Chartered Accountants, as the Shariah Compliance Auditors for the year 2026.

## CORPORATE AND FINANCIAL REPORTING FRAMEWORK

### Statement of Directors Responsibilities

In compliance with the Corporate and Financial Reporting Framework of the Code of Corporate Governance, the Directors confirm the following:

- The financial statements, together with the notes forming an integral part of these statements, have been prepared by the management of the Company in conformity with the Companies Act, 2017 and the Insurance Ordinance 2000, present fairly its state of affairs, the results of its operations, cash flows and changes in equity.
- Proper books of accounts of the Company have been maintained.
- Appropriate accounting policies have been consistently applied in the preparation of these financial statements and accounting estimates are based on reasonable and prudent judgment.
- International Accounting Standards, International Financial Reporting Standards or any other regulation or law (including but not limited to the Shariah guidelines I principles) as applicable in Pakistan, have been followed in preparation of financial statements and any departure there from has been adequately disclosed.
- The system of internal controls is sound in design and has been effectively implemented and monitored throughout the year.
- There are no significant doubts about the Company's ability to continue as a going concern.
- There has been no material departure from the best practices of corporate governance.
- There are no statutory payments on account of taxes, duties, levies and charges which are outstanding as of 31 December 2025, except as disclosed in the financial statements. All such dues primarily related to the dues of last month of the financial year 2025 and were subsequently deposited in Government treasury in time.
- The related party transactions are approved or ratified by the Audit Committee and the Board of Directors.

### Board Performance Evaluation

The Company's Board of Directors undergoes a self-evaluation exercise each year against a set of parameters. This evaluation is performed primarily to assist the Board in evaluating its quality of governance as it enables the Board members to perform their roles and responsibilities more effectively towards the progress of your Company. This self-evaluation is carried out under an evaluation methodology based on certain parameters.

The evaluation exercise addresses areas of critical importance which include, but are not limited to, the following:

- Apprising the basic organization of the Board of Directors
- Assessment of overall roles and responsibilities of the Board members

- Effectiveness and efficiency of the operation of the Board and its Committees; and
- Assesses performance and participation of individual Board members.

The result of the Board's self-assessment of its overall performance was satisfactory against the criteria set.

#### Directors' Remuneration Policy

To comply with the relevant legal requirements and Articles of Association, the Company has a policy with respect to the remuneration of Chairman, Non-Executive, Executive and Independent Directors. Directors are only paid a fee for attending the meetings of the Board and its sub-committees and are also reimbursed for expenses borne by them in that regard, as per the Board approved Directors Remuneration Policy.

#### Key Financial Data

Key operational and financial data for the last 6 years is annexed at page XXX of the Annual Report.

#### Value of investments in Provident Fund and Gratuity Fund

The value of investments in provident funds and gratuity funds, on the basis of audited accounts, as of 31 December 2025 was:

Name of Fund	2025	2024
	Rupees in Millions	
Employees' Provident Fund	231	199
Employees' Gratuity Fund	316	277

#### Composition of Board

At present, the total number of directors are Nine (09) as per the following:

a.	Male	Eight (08)
b.	Female	One (01)

Category	Name of Director
<b>Independent Directors</b>	Mr. M. Munir Malik Mr. Imran Iqbal
<b>Independent Female Director</b>	Ms. Saima Akbar Khattak
<b>Non-Executive Directors</b>	Maj Gen Syed Anis Akbar (Retd) Maj Gen Muhammad Ahmed Malik (Retd) Rizwan Ullah Khan Malik Riffat Mahmood Brig Salman Nazar (Retd)
<b>Executive Director</b>	Mr. Abdul Waheed

The number of elected/nominated directors on the Board are eight (8) whereas the Chief Executive is a "deemed director" under section 183(3) of the Companies Act, 2017.

#### Board Meetings

During the year 2025, five meetings of the Board of Directors were held. Attendance at those meetings, by each of the directors (at the Board of the Company in 2024) was as follows:

Name of Director	Meetings Attended
Lt Gen Nauman Mahmood (Retd)	8
Maj Gen Kamran Ali (Retd)	10
Mr. Rizwan Ullah Khan	9
Malik Riffat Mahmood	10
Mr. Imran Iqbal	10
Mr. M. Munir Malik	9
Brig Mukhtar Ahmed (Retd)	1
Brig Salman Nazar (Retd)	6
Ms. Saima Akbar Khattak	10

The Board granted a leave of absence to the director who could not attend the Board Meetings. The list of the Board Committees, their composition and Terms of reference are given on page xxx of this report.

#### Pattern of Shareholding

The pattern of shareholding is given on page XXXXX of this report. There was no trading in shares of the Company by the Directors, Chief Executive Officer, Chief Financial Officer, Company Secretary and their spouses and minor children.

#### Statement on Risk Management and Internal Controls

The statement on Risk Management and Internal Controls is given on page xxxx of this report.

#### Principal Risks and Uncertainties Facing the Company

The information relating to principal risks and uncertainties faced by the Company is given on page xxxx of this report.

#### Board Committees

During the year 2025, the Audit Committee held five meetings whereas all other committees met two times. The composition of the Board Committees and their terms of references are given at page XXX of this report.

Further, the Company has four sub committees of the Board which cover the core areas of business; these are Underwriting, Reinsurance & Coinsurance Committee, Claims Settlement Committee, Executive, Risk Management & Compliance Committee, and Investment Committee. The names of members and the terms of references of these committees are given at page XXX of this report.

#### OUTLOOK AND STRATEGIC DIRECTION

The Board remains cautiously optimistic about the Company's strategic trajectory for 2026, while acknowledging the heightened geopolitical uncertainties impacting the Middle East and global markets. Since late February 2026, a major conflict has unfolded following coordinated military operations by the United States and Israel against targets in the Islamic Republic of Iran, with subsequent Iranian retaliatory strikes across the region. This situation has broadened into a significant regional confrontation involving multiple states and non-state actors, contributing to increased volatility in energy markets, supply chains, and investor sentiment.

# DIRECTORS' REPORT

Consolidated financial information for the year 2025

Although the direct impact on Pakistan's domestic economic environment remains to be fully determined, risks associated with global commodity price instability and potential shifts in capital flows warrant attentive monitoring. Against this backdrop, the Company continues to prioritize prudent risk management, operational resilience, and capital strength to navigate potential external shocks. Our focus remains on delivering sustainable value to shareholders through disciplined execution of strategic initiatives, while adapting proactively to the evolving macroeconomic and geopolitical landscape.

## ACKNOWLEDGMENTS

We would like to take this opportunity to express our sincere gratitude to our regulators and industry institutions, including the Insurance Association of Pakistan (IAP), for their continued guidance and support to the insurance sector. We also extend our appreciation to our valued reinsurers and other stakeholders for their continued trust and confidence in the Company. Equally, the Board acknowledges the dedication and hard work of our employees whose commitment remains instrumental in driving the Company's sustained growth and performance.

In particular, the Board wishes to recognize certain progressive regulatory support during the year that has positively supported corporate growth and capital market development. In this regard, the Board of Directors places on record its sincere appreciation for the proactive regulatory reforms introduced by the Securities

and Exchange Commission of Pakistan (SECP) during 2025 in relation to the issuance of right shares by listed companies. The amendments to the Companies (Further Issue of Shares) Regulations significantly streamlined procedural requirements and reduced the overall timelines for completion of right issues. These facilitative measures enabled the Company to successfully complete its right share issuance within the 2025 financial year, thereby enhancing its paid-up capital to Rs. 1 billion. Had the previous regulatory timeframes remained in place, completion of the capital increase would have extended beyond 2025, potentially deferring the Company's growth and strategic initiatives. The Board acknowledges and commends SECP's constructive and business-friendly approach, which continues to strengthen Pakistan's capital market framework and support corporate growth.



**Abdul Waheed**  
President & Chief Executive



**Maj Gen Syed Anis Akbar (Retd)**  
Chairman – Board of Directors

Rawalpindi  
March 16<sup>th</sup>, 2026

## ڈائریکٹر کی رپورٹ

### سال 2025 کے لیے جامع مالیاتی معلومات

بنایا گیا اور رائٹ ایٹوز کی تکمیل کے لیے درکار مجموعی وقت کو کم کیا گیا۔ ان سہولت بخش اقدامات کے نتیجے میں کمپنی مالی سال 2025 کے اندر اپنے رائٹ شیئرز کے اجراء کو کامیابی سے مکمل کرنے میں کامیاب رہی، جس سے اس کا ادا شدہ سرمایہ بڑھ کر 1 ارب روپے ہو گیا۔ اگر سابقہ ریگولیٹری ٹائم لائنز برقرار رہتیں تو سرمایہ میں اضافہ 2025 سے آگے بڑھ سکتا تھا، جس سے کمپنی کی ترقی اور ترقیاتی اقدامات میں تاخیر کا امکان تھا۔ بورڈ SECP کے تعمیری اور کاروبار دوست رویے کو سراہتا ہے، جو پاکستان کی کمپنیل مارکیٹ کو مضبوط بنانے اور کارپوریٹ ترقی کو فروغ دینے میں اہم کردار ادا کر رہا ہے۔

#### اعترافات (Acknowledgments)

ہم اس موقع پر اپنے ریگولیٹرز اور صنعتی اداروں، بشمول انشورنس ایسوسی ایشن آف پاکستان (IAP)، کے انشورنس شعبے کے لیے مسلسل رہنمائی اور معاونت پر دلی تشکر کا اظہار کرتے ہیں۔ ہم اپنے معزز ری انشوررز اور دیگر اسٹیک ہولڈرز کے بھی شکر گزار ہیں جن کا اعتماد اور تعاون کمپنی کے ساتھ مسلسل قائم ہے۔ اسی طرح، بورڈ کمپنی کے ملازمین کی محنت اور لگن کو سراہتا ہے، جن کی وابستگی کمپنی کی مسلسل ترقی اور کارکردگی میں کلیدی کردار ادا کر رہی ہے۔

منجانب بورڈ:-



عبدالواحد

صدر و چیف ایگزیکٹو

بالخصوص، بورڈ سال کے دوران بعض مثبت ریگولیٹری اقدامات کو بھی تسلیم کرنا چاہتا ہے جنہوں نے کارپوریٹ ترقی اور کمپنیل مارکیٹ کی ترقی میں معاونت فراہم کی۔ اس ضمن میں، بورڈ آف ڈائریکٹرز سال 2025 کے دوران سکیورٹیز ریگولیشنز ایکٹ 2015 کی جانب سے لسٹڈ کمپنیوں کے رائٹ شیئرز کے اجراء سے متعلق متعارف کرائی گئی فعال ریگولیٹری اصلاحات کو ریکارڈ پر سراہتا ہے۔ کمپنیز (Further Issue of Shares) ریگولیشنز میں ترامیم کے ذریعے طریقہ کار کو نمایاں طور پر سادہ



میجر جنرل سید امین اکبر (ریٹائرڈ)

چیئر مین — بورڈ آف ڈائریکٹرز

راولپنڈی

2026 مارچ 16

## ڈائریکٹر کی رپورٹ

### سال 2025 کے لیے جامع مالیاتی معلومات

#### حصص کی ملکیت کا پٹرن (Pattern of Shareholding)

حصص کی ملکیت کا پٹرن اس رپورٹ کے صفحہ XXXXX پر دیا گیا ہے۔ کمپنی کے ڈائریکٹرز، چیف ایگزیکٹو آفیسر، چیف فنانس آفیسر، کمپنی سیکریٹری اور ان کے شریک حیات و نابالغ بچوں کی جانب سے کمپنی کے حصص میں کوئی خرید و فروخت نہیں کی گئی۔

#### رسک مینجمنٹ اور داخلی کنٹرولز سے متعلق بیان

رسک مینجمنٹ اور داخلی کنٹرولز سے متعلق بیان اس رپورٹ کے صفحہ XXXX پر دیا گیا ہے۔

#### کمپنی کو درپیش اہم خطرات اور غیر یقینی صورتحال

کمپنی کو درپیش اہم خطرات اور غیر یقینی صورتحال سے متعلق معلومات اس رپورٹ کے صفحہ XXXX پر دی گئی ہیں۔

#### بورڈ کمیٹیاں (Board Committees)

سال 2025 کے دوران آڈٹ کمیٹی کے پانچ اجلاس منعقد ہوئے جبکہ دیگر تمام کمیٹیوں کے دو، دو اجلاس ہوئے۔ بورڈ کمیٹیوں کی تشکیل اور ان کے دائرہ اختیار کی تفصیل اس رپورٹ کے صفحہ XXX پر دی گئی ہے۔

مزید برآں، کمپنی کے بورڈ کی چار ذیلی کمیٹیاں ہیں جو کاروبار کے بنیادی شعبوں کا احاطہ کرتی ہیں؛ جن میں انڈر رائٹنگ، ری انشورنس و کو-انشورنس کمیٹی، گلبر سٹیلمنٹ کمیٹی، ایگزیکٹو، رسک مینجمنٹ و کمپلائنس کمیٹی، اور انویسٹمنٹ کمیٹی شامل ہیں۔ ان کمیٹیوں کے اراکین کے نام اور دائرہ اختیار کی تفصیل اس رپورٹ کے صفحہ XXX پر دی گئی ہے۔

#### مستقبل کا لائحہ عمل اور ترویجی سمت (Outlook and Strategic Direction)

بورڈ سال 2026 کے لیے کمپنی کی ترویجی سمت کے حوالے سے محتاط امید کا اظہار کرتا ہے، تاہم مشرق وسطیٰ اور عالمی منڈیوں پر اثر انداز ہونے والی بڑھتی ہوئی جغرافیائی و سیاسی غیر یقینی صورتحال کو بھی تسلیم کرتا ہے۔ فروری 2026 کے اواخر سے، ریاستہائے متحدہ امریکہ اور اسرائیل کی جانب سے اسلامی جمہوریہ ایران میں اہداف کے خلاف مشترکہ عسکری کارروائیوں کے بعد ایک بڑا تنازعہ شروع ہوا، جس کے ردعمل میں ایران کی جانب سے خطے میں جوابی کارروائیاں کی گئیں۔ یہ صورتحال متعدد ریاستوں اور غیر ریاستی عناصر کی شمولیت کے باعث ایک بڑے علاقائی تصادم کی صورت اختیار کر چکی ہے، جس کے نتیجے میں توانائی کی منڈیوں، سپلائی چینز اور سرمایہ کاروں کے اعتماد میں نمایاں اتار چڑھاؤ پیدا ہوا ہے۔

اگرچہ پاکستان کی مقامی معیشت پر اس کے براہ راست اثرات کا مکمل تعین ابھی باقی ہے، تاہم عالمی اجناس کی قیمتوں میں عدم استحکام اور سرمایہ کے بہاؤ میں ممکنہ تبدیلیوں سے متعلق خطرات قریبی نگرانی کے متقاضی ہیں۔ اس پس منظر میں، کمپنی ممکنہ بیرونی چیلنجز سے نمٹنے کے لیے محتاط رسک مینجمنٹ، آپریشنل مضبوطی اور سرمایہ جاتی استحکام کو ترجیح دیتی رہے گی۔ ہماری توجہ ترویجی اقدامات کے منظم نفاذ کے ذریعے شہر ہولڈرز کے لیے پائیدار قدر کی فراہمی پر مرکوز رہے گی، جبکہ بدلتے ہوئے معاشی اور جغرافیائی و سیاسی ماحول کے مطابق پیشگی طور پر خود کو ہم آہنگ کیا جائے گا۔

#### آزاد خاتون ڈائریکٹر (Independent Female Director)

مس سائما اکبر خٹک

#### نان ایگزیکٹو ڈائریکٹرز (Executive Directors-Non)

میجر جنرل سید انیس اکبر (ریٹائرڈ)

میجر جنرل محمد امجد ملک (ریٹائرڈ)

رضوان اللہ خان

ملک رفعت محمود

بریگیڈیئر سلمان نذر (ریٹائرڈ)

#### ایگزیکٹو ڈائریکٹر (Executive Director)

مسٹر عبد الواحد

بورڈ میں منتخب/نامزد ڈائریکٹرز کی تعداد آٹھ (08) ہے جبکہ چیف ایگزیکٹو کمپنیز ایکٹ، 2017 کی دفعہ 183(3) کے تحت "deemed director" تصور کیا جاتا ہے۔

#### بورڈ اجلاس (Board Meetings)

سال 2025 کے دوران بورڈ آف ڈائریکٹرز کے پانچ اجلاس منعقد ہوئے۔ ان اجلاسوں میں ہر ڈائریکٹر کی شرکت کی تفصیل درج ذیل ہے (کمپنی کے بورڈ 2024 کے مطابق):

ڈائریکٹر کا نام	شرکت کردہ اجلاس
لیفٹیننٹ جنرل نعمان محمود (ریٹائرڈ)	8
میجر جنرل کامران علی (ریٹائرڈ)	10
مسٹر رضوان اللہ خان	9
ملک رفعت محمود	10
مسٹر عمران اقبال	10
مسٹر ایم۔ منیر ملک	9
بریگیڈیئر مختار احمد (ریٹائرڈ)	1
بریگیڈیئر سلمان نذر (ریٹائرڈ)	6
مس سائما اکبر خٹک	10

بورڈ نے ان ڈائریکٹرز کو رخصت (leave of absence) منظور کی جنہوں نے اجلاس میں شرکت نہیں کی۔ بورڈ کمیٹیوں کی فہرست، ان کی تشکیل اور دائرہ اختیار (Terms of Reference) اس رپورٹ کے صفحہ XXXX پر درج ہیں۔

## ڈائریکٹرز کی رپورٹ

### سال 2025 کے لیے جامع مالیاتی معلومات

یہ جائزہ ان اہم شعبہ جات کا احاطہ کرتا ہے جن میں شامل ہیں مگر ان تک محدود نہیں:

- بورڈ آف ڈائریکٹرز کی بنیادی ساخت کا جائزہ
- بورڈ ممبران کے مجموعی کردار اور ذمہ داریوں کا جائزہ
- بورڈ اور اس کی کمیٹیوں کی کارکردگی اور مؤثریت کا جائزہ؛ اور
- انفرادی بورڈ ممبران کی کارکردگی اور شرکت کا جائزہ

بورڈ کی مجموعی کارکردگی کے خود جائزہ کے نتائج مقررہ معیار کے مطابق تسلی بخش رہے۔

#### ڈائریکٹرز کی اجرت کی پالیسی (Remuneration Policy Directors)

متعلقہ قانونی تقاضوں اور آرٹیکلز آف ایسوسی ایشن کی تعمیل کے لیے، کمپنی کے پاس چیئر مین، نان ایگزیکٹو، ایگزیکٹو اور آزاد ڈائریکٹرز کی اجرت سے متعلق ایک پالیسی موجود ہے۔ ڈائریکٹرز کو صرف بورڈ اور اس کی ذیلی کمیٹیوں کے اجلاسوں میں شرکت کے عوض فیس ادا کی جاتی ہے اور اس سلسلے میں برداشت کیے گئے اخراجات کی ادائیگی بھی بورڈ سے منظور شدہ ڈائریکٹرز ریویژن پالیسی کے مطابق کی جاتی ہے۔

#### اہم مالیاتی معلومات (Key Financial Data)

گزشتہ 6 سال کے اہم آپریشنل اور مالیاتی اعداد و شمار اس سالانہ رپورٹ کے صفحہ XXX پر منسلک ہیں۔

پراویڈنٹ فنڈ اور گریجویٹ فنڈ میں سرمایہ کاری کی مالیت  
31 دسمبر 2025 تک آڈٹ شدہ اکاؤنٹس کی بنیاد پر پراویڈنٹ فنڈ اور گریجویٹ فنڈ میں سرمایہ کاری کی مالیت درج ذیل تھی:

فنڈ کا نام	2025	2024
(روپے ملین میں)		
ایچ پی اے پراویڈنٹ فنڈ	231	199
ایچ پی اے گریجویٹ فنڈ	316	277

#### بورڈ کی تشکیل (Composition of Board)

اس وقت ڈائریکٹرز کی کل تعداد نو (09) ہے، جس کی تفصیل درج ذیل ہے:

الف۔ مرد: آٹھ (08)

ب۔ خواتین: ایک (01)

زمرہ — ڈائریکٹرز کا نام

#### آزاد ڈائریکٹرز (Independent Directors)

مسٹر ایم۔ منیر ملک

مسٹر عمران اقبال

کارپوریٹ اور مالیاتی رپورٹنگ فریم ورک (FINANCIAL AND CORPORATE)

#### (FRAMEWORK REPORTING)

ڈائریکٹرز کی ذمہ داریوں کا بیان (Statement of Directors)

#### (Responsibilities)

کوڈ آف کارپوریٹ گورننس کے کارپوریٹ اور مالیاتی رپورٹنگ فریم ورک کی تعمیل میں، ڈائریکٹرز درج ذیل کی توثیق کرتے ہیں:

مالیاتی بیانات، ان کے ساتھ شامل نوٹس سمیت جو ان بیانات کا لازمی حصہ ہیں، کمپنی کی منجمنٹ کی جانب سے کیپٹیل ایکٹ، 2017 اور انٹرنیشنل آرڈیننس 2000 کے مطابق تیار کیے گئے ہیں اور یہ کمپنی کی مالی حالت، اس کے آپریشنز کے نتائج، نقد بہاؤ اور ایجوٹیبلٹی میں تبدیلیوں کو درست طور پر ظاہر کرتے ہیں۔

- کمپنی کے اکاؤنٹس کی مناسب کتب برقرار رکھی گئی ہیں۔

- ان مالیاتی بیانات کی تیاری میں مناسب اکاؤنٹنگ پالیسیوں کا مستقل اطلاق کیا گیا ہے اور اکاؤنٹنگ تخمینے معقول اور محتاط فیصلے پر مبنی ہیں۔

- بین الاقوامی اکاؤنٹنگ معیارات، بین الاقوامی مالیاتی رپورٹنگ معیارات یا پاکستان میں قابل اطلاق دیگر قوانین و ضوابط (بشمول مگر محدود نہیں شریعہ کا کنٹرول/اصول) کی پیروی مالیاتی بیانات کی تیاری میں کی گئی ہے اور کسی بھی انحراف کو مناسب طور پر ظاہر کیا گیا ہے۔

- داخلی کنٹرول کا نظام ڈیزائن کے لحاظ سے مضبوط ہے اور اسے سال بھر مؤثر طور پر نافذ اور مانیٹر کیا گیا ہے۔

- کمپنی کے بطور جاری ادارہ اپنی سرگرمیاں جاری رکھنے کی صلاحیت پر کوئی نمایاں شبہ نہیں ہے۔

- کارپوریٹ گورننس کے بہترین طریقہ کار سے کوئی انحراف نہیں ہوا۔

31 دسمبر 2025 تک ٹیکسز، ڈیویڈنڈ، لیویز اور دیگر واجبات کے حوالے سے کوئی قانونی ادائیگیاں بقایا نہیں ہیں، سوائے ان کے جو مالیاتی بیانات میں ظاہر کی گئی ہیں۔ یہ واجبات بنیادی طور پر مالی سال 2025 کے آخری مہینے سے متعلق تھیں اور بعد ازاں بروقت سرکاری خزانے میں جمع کرادی گئی ہیں۔

- متعلقہ فریقین کے ساتھ ملین دین آڈٹ کمیٹی اور بورڈ آف ڈائریکٹرز سے منظور شدہ یا توثیق شدہ ہیں۔

#### بورڈ کی کارکردگی کا جائزہ (Board Performance Evaluation)

کمپنی کا بورڈ آف ڈائریکٹرز ہر سال ایک مقررہ پیمانے کے تحت خود احتسابی کا عمل انجام دیتا ہے۔ یہ جائزہ بنیادی طور پر اس مقصد کے لیے کیا جاتا ہے کہ بورڈ اپنی گورننس کے معیار کا جائزہ لے سکے اور اس کے اراکین کمپنی کی ترقی کے لیے اپنی ذمہ داریاں مزید مؤثر طریقے سے ادا کر سکیں۔ یہ خود احتسابی مخصوص معیارات پر مبنی ایک طریقہ کار کے تحت کی جاتی ہے۔

## ڈائریکٹر کی رپورٹ

### سال 2025 کے لیے جامع مالیاتی معلومات

اس کے نتیجے میں، ادا شدہ سرمایہ 719 ملین روپے سے بڑھ کر 1 ارب روپے ہو گیا، جس سے مالی سال 2026 کے لیے سیکورٹیز اینڈ ایکسچینج کمیشن آف پاکستان (SECP) کی کم از کم سرمایہ کی ضروریات کی تعمیل یقینی بنائی گئی۔

چنانچہ، روایتی کاروبار سے کٹری بیوشن مارجن بڑھ کر 117 ملین روپے ہو گیا (2024: 77 ملین روپے)، جو بہتر انڈر رائٹنگ کارکردگی کی عکاسی کرتا ہے۔

#### متفرق (Miscellaneous)

رائٹ ایٹو سے حاصل ہونے والی رقم کو بورڈ سے منظور شدہ سرمایہ کاری پالیسی کے مطابق استعمال کیا جائے گا، جس سے کمپنی کے سرمایہ جاتی ڈھانچے کو مضبوط بنانے اور انڈر رائٹنگ صلاحیت کو بڑھانے میں مدد ملے گی۔ مزید برآں، بہتر ایکویٹی پوزیشن کمپنی کو آپریشنل کارکردگی بہتر بنانے میں بھی معاون ثابت ہوگی، خصوصاً مالی سال 2026 کے دوران ری انشورنس ریٹینشن لمٹس میں متوقع نظر ثانی کے پیش نظر۔

یہ شعبہ انجینئرنگ، بانڈ، کراپ، ٹریول اور دیگر متفرق انشورنس لائنز پر مشتمل ہے۔ سال 2025 کے دوران، یہ شعبہ کمپنی کے تحریر کردہ کاروبار کا 14% فیصد رہا، جس میں مجموعی پریمیم 1,070 ملین روپے (بشمول نکافل کٹری بیوشن) رہا، جبکہ 2024 میں یہ 963 ملین روپے تھا۔

#### ٹریکنگ اور دیگر خدمات کا معاہدہ (Contract for Tracking and Other Services)

کمپنیز ایکٹ، 2017 کی دفعہ 208(2) کے مطابق، ہم حصص یافتگان کو مطلع کرنا چاہتے ہیں کہ کمپنی نے اپنی ذیلی کمپنی Asktech (Pvt.) Ltd کے ساتھ ٹریکنگ اور دیگر خدمات کی فراہمی کا معاہدہ جاری رکھا ہوا ہے۔ موثر انشورنس کاروبار میں خطرات کو کم کرنے کے لیے ٹریکنگ خدمات حاصل کی گئی ہیں۔

روایتی کاروبار سے حاصل ہونے والا کٹری بیوشن مارجن 214 ملین روپے رہا (2024: 247 ملین روپے)۔ مالی سال 2024 کے مقابلے میں مارجن میں کمی کی بنیادی وجہ سال کے دوران زیادہ کلیمز، بالخصوص سیلاب سے متعلق نقصانات، رہے۔

سرمایہ کاری، کرایہ اور دیگر آمدنی (Investment, Rental and Other Income) سرمایہ کاری اور دیگر آمدنی میں 34 فیصد اضافہ ہوا اور یہ 2025 میں بڑھ کر 1,128 ملین روپے ہو گیا، جبکہ 2024 میں یہ 844 ملین روپے تھی۔ اس اضافہ کی بنیادی وجہ KSE-100 انڈیکس میں مثبت رجحان اور مؤثر پورٹ فولیو مینجمنٹ رہی، جس کے نتیجے میں کمپنی سال کے دوران بہتر سرمایہ کاری منافع حاصل کرنے میں کامیاب رہی۔

ہم نے اس بات کو یقینی بنایا ہے کہ مذکورہ کمپنی کے ساتھ تمام لین دین آرمز لینتھ بنیادوں پر انجام پائے ہیں۔

#### آڈیٹرز (AUDITORS)

##### بیرونی آڈیٹرز (External Auditors)

یوسف عادل چارٹرڈ اکاؤنٹنٹس نے سال 2025 کے لیے کمپنی کے مالیاتی بیانات کا آڈٹ کیا اور دوبارہ تقرری کے اہل ہونے کے باعث خود کو دوبارہ تقرری کے لیے پیش کیا۔

سال 2025 کے دوران، کمپنی نے ایکویٹی سرمایہ کاری میں اپنا حصہ بڑھایا اور فعال پورٹ فولیو ری ہیلنگ حکمت عملی برقرار رکھی، جس کے ذریعے موافق مارکیٹ حالات سے فائدہ اٹھاتے ہوئے مجموعی سرمایہ کاری منافع کو بہتر بنایا گیا۔

#### وینڈو نکافل آپریشنز (Window Takaful Operations)

کوڈ اور ریگولیشنز کے تقاضوں کے مطابق، بورڈ آڈٹ کمیٹی نے یوسف عادل چارٹرڈ اکاؤنٹنٹس کو سال 2026 کے لیے بیرونی آڈیٹرز کے طور پر مقرر کرنے کی سفارش کی ہے، اور بورڈ اس سفارش کی توثیق کرتا ہے۔

وینڈو نکافل آپریشنز (WTO) نے کاروباری حجم اور منافع دونوں میں مستحکم ترقی کا مظاہرہ جاری رکھا، اور کمپنی کو توقع ہے کہ یہ مثبت رجحان آئندہ برسوں میں بھی برقرار رہے گا۔

#### شرعیہ کمپلائنس آڈیٹرز (Shariah Compliance Auditors)

S.M. Suhail & Co. چارٹرڈ اکاؤنٹنٹس، جو نکافل رولز 2012 کے تحت کمپنی کے شرعیہ کمپلائنس آڈیٹرز کے طور پر دوبارہ تقرری کے اہل ہیں، نے خود کو دوبارہ تقرری کے لیے پیش کیا، اور بورڈ نے بورڈ آڈٹ کمیٹی کی سفارش پر سال 2026 کے لیے S.M. Suhail & Co. چارٹرڈ اکاؤنٹنٹس کی بطور شرعیہ کمپلائنس آڈیٹرز منظور دے دی ہے۔

سال 2025 کے دوران WTO سے تحریر کردہ کٹری بیوشن 1,279 ملین روپے رہا، جبکہ 2024 میں یہ 1,082 ملین روپے تھا، جو نکافل پورٹ فولیو میں مسلسل توسیع کو ظاہر کرتا ہے۔ آپریٹرز فنڈ سے حاصل ہونے والا منافع بڑھ کر 158 ملین روپے ہو گیا (2024: 131 ملین روپے)۔

نکافل آپریشنز میں کٹری بیوشن اور منافع میں اضافہ انہی عوامل کے باعث ہوا جنہوں نے روایتی انشورنس پورٹ فولیو کی کارکردگی کو سہارا دیا، جن میں کاروباری توسیع اور بہتر آپریشنل مینجمنٹ شامل ہیں۔

#### رائٹ ایٹو (5-R)

سال 2025 کی آخری سہ ماہی کے دوران، کمپنی نے تقریباً 28 ملین عام حصص 32 روپے فی حصص (جس میں 22 روپے فی حصص پریمیم شامل ہے) کے اجراء کے ذریعے 920 ملین روپے کا رائٹ ایٹو کامیابی سے مکمل کیا۔

## ڈائریکٹر کی رپورٹ

### سال 2025 کے لیے جامع مالیاتی معلومات

سگمنٹ کے لحاظ سے کارکردگی کا تجزیہ (Segment Wise Performance) (Analysis)  
ہر کاروباری شعبہ کے لحاظ سے کارکردگی کا تجزیہ درج ذیل ہے:

**حادثہ و صحت (Accident & Health)**  
حادثہ و صحت کے شعبہ نے سال کے دوران اپنی ترقی کی رفتار برقرار رکھی اور پرییم (بشمول نکافل کنٹری بیوشن) میں 23 فیصد اضافہ ریکارڈ کیا، جبکہ کمپنی کے کاروبار میں سب سے بڑے حصہ دار کے طور پر اپنی حیثیت برقرار رکھی۔ اس شعبہ کے تحت مجموعی پرییم 2,683 ملین روپے (بشمول نکافل) رہا جبکہ 2024 میں یہ 2,189 ملین روپے تھا، جو کمپنی کے کل پرییم 35 فیصد بنتا ہے۔ تاہم، روایتی کاروبار سے حاصل ہونے والا کنٹری بیوشن مارجن کم ہو کر 58 ملین روپے رہ گیا (2024: 86 ملین روپے)، جس کی بنیادی وجہ سال کے دوران چند بڑے صارفین سے متعلق دعویوں کے باعث زیادہ نقصان کا تناسب رہا۔

**موٹر (Motor)**  
موٹر کے شعبہ نے مستحکم ترقی برقرار رکھی اور پرییم (بشمول نکافل کنٹری بیوشن) میں 20 فیصد اضافہ ریکارڈ کیا۔ مجموعی پرییم 1,903 ملین روپے (بشمول نکافل کنٹری بیوشن) رہا جبکہ 2024 میں یہ 1,587 ملین روپے تھا، جو کمپنی کے کل کاروبار کا 25 فیصد ہے۔ روایتی کاروبار سے کنٹری بیوشن مارجن نمایاں طور پر بڑھ کر 691 ملین روپے ہو گیا (2024: 567 ملین روپے)، جس کی بنیادی وجہ سال کے دوران آٹو فنانسنگ کی سرگرمیوں میں نمایاں اضافہ، مؤثر ٹیکہ مینجمنٹ اور انڈر رائٹنگ نظم و ضبط رہا۔

**فائر و پراپرٹی ڈیج (Fire & Property Damage)**  
اس شعبہ نے سال 2025 کے دوران 1,405 ملین روپے (بشمول نکافل کنٹری بیوشن) مجموعی پرییم ریکارڈ کیا جبکہ 2024 میں یہ 1,210 ملین روپے تھا، جو گزشتہ سال کی اسی مدت کے مقابلے میں 16 فیصد اضافہ ظاہر کرتا ہے (SPLY)۔ یہ شعبہ سال کے دوران کمپنی کے کل مجموعی پرییم (بشمول نکافل کنٹری بیوشن) کا 18 فیصد رہا۔

تاہم، روایتی کاروبار سے حاصل ہونے والا کنٹری بیوشن مارجن کم ہو کر 127 ملین روپے رہ گیا (2024: 143 ملین روپے)، جس کی بنیادی وجہ سال کے دوران اس شعبہ میں غیر متوقع نقصانات رہے۔

**میرین، ایوی ایشن و ٹرانسپورٹ (Marine, Aviation & Transport)**  
اس شعبہ نے سال کے دوران 557 ملین روپے (بشمول نکافل کنٹری بیوشن) مجموعی پرییم حاصل کیا جبکہ 2024 میں یہ 563 ملین روپے تھا، جو کمپنی کے کل کاروبار کا 7 فیصد ہے۔ اگرچہ مجموعی پرییم بڑی حد تک مستحکم رہا، تاہم کمپنی سال کے دوران قیمتوں کے نظم و ضبط کو بہتر بنانے میں کامیاب رہی، جس کے نتیجے میں منافع پر مثبت اثر پڑا۔

کی ہدایات اور عالمی بہترین طریقہ کار کے مطابق، AGICO نے جدید فائر و الاز، AI پر مبنی خطرات کی نشاندہی، SIEM، اور انٹر پرائز گریڈ سکیورٹی سلوشنز کے ذریعے اپنے انفراسٹرکچر کو مضبوط بنایا ہے تاکہ صارفین کے ڈیٹا کا تحفظ یقینی بنایا جاسکے اور اسٹیک ہولڈرز کا اعتماد برقرار رکھا جاسکے۔

شراکت داری اور خدمات کی بروقت فراہمی کو مضبوط بنانے کے لیے، AGICO نے ایک grievance - e پورٹل بھی متعارف کرایا ہے، جو شکایات کے مؤثر اندراج اور ان کے حل کی ٹریکنگ کو ممکن بناتا ہے۔

**Listed Companies (Code of Corporate Governance) Regulations, 2019 اور Insurers, 2016**

**Listed Companies (Code of Corporate Governance) Regulations, 2019 اور Insurers, 2016**  
تمام متعلقہ دفعات کی مکمل تعمیل کی ہے۔ اس ضمن میں Statement of Compliance اس رپورٹ کے صفحہ xx پر ملاحظہ کیا جاسکتا ہے۔

### منافع کی تقسیم (Dividend Distribution)

بورڈ آف ڈائریکٹرز نے فی شیئر 2.50 Rs کے حتمی نقد منافع کی سفارش کی ہے، جو ان شیئر ہولڈرز کو ادا کیا جائے گا جن کے نام بک کلوزر کی مدت کے آغاز پر کمپنی کے شیئر رجسٹر میں درج ہوں گے۔

### کارکردگی کا جائزہ (Performance Review)

کمپنی کے کلیدی کارکردگی اشاریے ذیل میں پیش کیے گئے ہیں:

2024	2025	
(روپے ہزار میں)		
6,511,591	7,617,480	مجموعی پرییم تحریر شدہ (بشمول نکافل کنٹری بیوشن)
3,402,872	3,807,462	خالص پرییم ریویو
2,334,715	2,684,303	خالص ٹیکہ
201,981	247,302	انڈر رائٹنگ منافع
844,163	1,127,924	سرمایہ کاری، کرایہ اور دیگر آمدن
941,635	1,028,597	قبل از ٹیکس منافع - جنرل انشورنس آپریشنز
131,387	158,383	قبل از ٹیکس منافع - وینڈو نکافل آپریشنز (OPF)
1,073,022	1,186,980	قبل از ٹیکس منافع
665,481	738,296	بعد از ٹیکس منافع
9.26	10.27	فی شیئر آمدنی (روپے) - رائٹ ایٹو سے قبل
		فی شیئر آمدنی (روپے) - رائٹ ایٹو کے بعد
8.30	9.23	(2024 - نظر ثانی شدہ)

## ڈائریکٹر کی رپورٹ

### سال 2025 کے لیے جامع مالیاتی معلومات

آمدنی (EPS) 9.23 روپے رہی (2024—ازسر نومرتب: 8.30 روپے فی حصص)۔ مالی سال 2024 کے لیے کمپنی نے پہلے 9.26 روپے فی حصص آمدنی رپورٹ کی تھی، جسے رائٹ ایٹو کے اثرات کو مد نظر رکھتے ہوئے ازسر نومرتب کیا گیا ہے۔ اگر سال کے دوران اضافی حصص جاری نہ کیے جاتے تو مالی سال 2025 کے لیے فی حصص آمدنی 10.27 روپے ہوتی، جو کمپنی کی بنیادی آمدنی کی مضبوطی کو ظاہر کرتی ہے۔

#### اہم جھلکیاں (Key Highlights)

##### IFRS ریٹنگ

کمپنی نے Insurer Financial Strength Rating "AA" "برقرار رکھی ہے، جو پاکستان کریڈٹ ریٹنگ کمپنی لمیٹڈ (PACRA) اور VIS کی جانب سے بالترتیب 4 فروری 2026 اور 24 دسمبر 2025 کو Stable آؤٹ لک کے ساتھ جاری کی گئی۔

##### ڈیجیٹل اقدامات (Digital Initiatives)

AGICO کی حکمت عملی کے مرکز میں ٹیکنالوجی کی جدت اور ڈیجیٹل تبدیلی کے لیے مضبوط عزم موجود ہے، جسے نظاموں کی جدید کاری، ریگولیشن کی تعمیل میں بہتری، اور کسٹمر تجربے کو بہتر بنانے کے لیے اسٹریٹیجک سرمایہ کاری کی حمایت حاصل ہے۔

اس سفر میں ایک اہم سنگ میل Enterprise Architecture Revamp ہے، جس نے خود کاری، آپریشنل کارکردگی، اور نگرانی و گورننس کو مضبوط بنایا ہے۔ Motor Claims Management System (MCMS)، ایک متحدہ ڈیجیٹل پلیٹ فارم، تمام اسٹیبل ہولڈرز کو یکجا کرتا ہے، کاغذی کارروائی کو ختم کرتا ہے، سروسایز کے ساتھ حقیقی وقت میں ہم آہنگی کو ممکن بناتا ہے، اور کلیمز کے تصفیے کے عمل کو تیز کرتے ہوئے فراڈ کے خطرات کو کم کرتا ہے۔

اس وقت موبائل ایپلیکیشن کے ذریعے Health Card کا آغاز حقیقی وقت میں منظوری اور کیس لیس ہسپتال خدمات تک بلا کاؤٹ رسائی فراہم کرتا ہے۔ کارپوریٹ اور انفرادی ہیلتھ پالیسی ہولڈرز کے لیے مخصوص پورٹل ڈیجیٹل کلیمز جمع کرانے، دستاویزات اپ لوڈ کرنے، اور حقیقی وقت میں ٹریکنگ کی سہولت فراہم کرتے ہیں، جس سے ایک منظم اور صارف دوست تجربہ یقینی بناتا ہے۔

ہیلتھ سیگمنٹ کی مسلسل توسیع کے ساتھ، کمپنی نے پیمانے اور سروس کے معیار کی معاونت کے لیے اپنی ڈیجیٹل ریٹینشن کی کوششوں میں نمایاں پیش رفت کی ہے۔ پالیسی ہولڈرز کے لیے آن لائن کلیمز جمع کرانے کے لیے ایک مکمل ڈیجیٹل اور سہل ماحول کی تشکیل میں خاطر خواہ پیش رفت ہوئی ہے، جس سے رفتار، شفافیت، اور کارکردگی میں بہتری آئی ہے۔ مسلسل ڈیجیٹل بہتری اور بڑھتے ہوئے ہیلتھ پورٹ فولیو پروجیکٹ کے ذریعے، AGICO ایک قابل توسیع، محفوظ، اور مستقبل کے لیے تیار انشورنس ایکوسیستم تشکیل دے رہا ہے۔

ان پیش رفتوں کے ساتھ ساتھ، کمپنی مضبوط سائبر سیکیورٹی اور ڈیٹا تحفظ کے لیے بھی عزم ہے۔ SECP

بورڈ آف ڈائریکٹرز کی جانب سے، ہمیں خوشی ہے کہ ہم اسٹاک ہولڈرز کی انشورنس کمپنی لمیٹڈ (کمپنی) کی ڈائریکٹرز رپورٹ، آڈٹ شدہ غیر مجموعی مالیاتی بیانات اور ان پر آڈیٹرز کی رپورٹ کے ہمراہ، برائے سال اختتام پذیر 31 دسمبر 2025 پیش کرتے ہیں۔

#### معاشی جائزہ (Economic Review)

مالی سال 2025 کے دوران پاکستان کی معیشت ایک پیچیدہ میکرو اکنامک ماحول میں سرگرم رہی۔ اگرچہ مجموعی جی ڈی پی کی شرح نمو محدود رہی اور برآمدات میں رفتار کم رہی، تاہم بڑے پیمانے کی صنعت (LSM) میں ابتدائی بحالی کے آثار نے صنعتی سرگرمی کو کچھ سہارا فراہم کیا۔ کارکنوں کی ترسیلات زر مستحکم رہیں اور شرح مبادلہ میں نسبی استحکام نے بیرونی کھاتوں کے انتظام میں بہتری میں معاونت کی۔

مائٹری زمی، جس کے تحت پالیسی ریٹ میں مجموعی طور پر 250 بیس پوائنٹس کمی کی گئی، نے کاروباری اداروں کو سہولت فراہم کی اور لیکویڈیٹی کے حالات کو بہتر بنایا۔ اصلاحاتی اقدامات کا تسلسل اور آئی ایم ایف پروگرام کے جائزوں کی کامیاب تکمیل نے پاکستان کی بیرونی کریڈٹ پوزیشن کو مضبوط کیا اور سرمایہ کاریوں کے اعتماد میں اضافہ کیا۔

تاہم، پنجاب، خیبر پختونخوا اور کشمیر کے بعض حصوں میں شدید مون سون سیلابوں نے زراعت، انفراسٹرکچر اور بیمہ شدہ اثاثوں کو نمایاں نقصان پہنچایا، جبکہ جغرافیائی و سیاسی کشیدگی اور سرحدی سیکورٹی کی صورتحال نے تجارتی بہاؤ کو متاثر کیا اور مہنگائی کے دباؤ میں اضافہ کیا۔

اس ماحول میں، انشورنس سیکلر کلیمز میں اتار چڑھاؤ کا سامنا رہا جبکہ سرمایہ کاری کی منڈیوں میں بہتری بھی دکھی گئی۔ کمپنی نے ان حالات کا مؤثر انداز میں مقابلہ کیا اور منظم انڈر رائٹنگ اور ایکویٹی سرمایہ کاری میں اضافہ کے ذریعے سرمایہ کاری آمدنی اور مجموعی منافع میں اضافہ حاصل کیا۔

#### AGICO سال 2025 میں

کمپنی نے سال 2025 کے دوران مثبت مالیاتی کارکردگی کا مظاہرہ کیا، جس کے تحت مجموعی پریمیم 7.6 ارب روپے تحریر کیا گیا، جس میں 1.28 ارب روپے ونڈونگائل آپریشنز سے حاصل ہوئے (2024: 6.5 ارب روپے، جس میں 1.08 ارب روپے ونڈونگائل آپریشنز سے شامل تھے)۔

سرمایہ کاری اور دیگر آمدنی میں 6 فیصد اضافہ ریکارڈ کیا گیا، جس سے کمپنی کی مجموعی منافع بخشیت مزید مضبوط ہوئی۔ چنانچہ، کمپنی نے 1,141 ملین روپے قبل از ٹیکس منافع حاصل کیا (2024: 1,060 ملین روپے)، جو آپریشنل تسلسل اور مالی نظم و ضبط کی عکاسی کرتا ہے۔

کمپنی نے سال کے دوران 32 روپے فی حصص (جس میں 22 روپے فی حصص پریمیم شامل ہے) کے حساب سے 40 فیصد رائٹ ایٹو کا مابانی سے مکمل کیا۔

سال کے دوران 920 ملین روپے کے رائٹ ایٹو کے اثرات کو شامل کرنے کے بعد کمپنی کی فی حصص

# STATEMENT ON RISK MANAGEMENT AND INTERNAL CONTROL

## BOARD RESPONSIBILITIES

The Board of Directors ("the Board") of askari general insurance company limited (Company) recognizes the importance of maintaining a good system of risk management and internal controls to safeguard investment of shareholders and assets of the Company. The Board acknowledges its overall responsibility for reviewing the adequacy and integrity of the Company's system of risk management and internal controls, identifying principal risks, and establishing an appropriate control environment and framework to manage risks and evaluating the Company's operational effectiveness and efficiency.

The Board has thoroughly reviewed the adequacy and effectiveness of the system of risk management and internal controls of the Company. It acknowledges the fact that owing to inherent limitations, the systems for this purpose can only manage rather

than eliminate risk of business failure. Therefore, these systems cannot provide absolute assurance against material misstatements or losses and the effectiveness of an internal control system may vary over time.

## SYSTEM OF RISK MANAGEMENT

The Board also acknowledges that all areas of the Company's activities involve some degree of risks and appreciates that effective risk management is part of best business management practices aimed at successfully achieving the Company's goals and objectives. Operationally, the respective key management staff is responsible for managing the risks of their departments. Any significant risks facing the Company are highlighted at appropriate level of hierarchy to ensure such risks are closely monitored and appropriately addressed. The abovementioned practices culminate into an on-going process used to identify, evaluate, and manage



significant risks that affect the achievement of the Company's goals & objectives.

### SYSTEM OF INTERNAL CONTROLS

The key measures implemented in the Company are as follows:-

- A well-defined organizational structure with well-defined responsibility matrix that sets out the authority delegated to the members of management;
- Documented policies and procedures for all significant processes;
- A management reporting system to facilitate the collection, processing, monitoring and dissemination of critical information for management review and decision;
- Performance reports such as quarterly financial reviews, business development and other corporate matters are regularly provided to the Directors for discussion and deliberations at meetings of the Board;
- Review of quarterly and annual financial results by the Audit Committee;
- Regular meetings by the management team to discuss and review reports for business development and to resolve key operations and managements issues; and
- Reviewing adequacy and effectiveness of the system of internal control, with the assistance of the internal audit function.

### INTERNAL AUDIT FUNCTION

The Company has an in-house internal audit function that constantly reviews the adequacy and integrity of the internal control systems of the Company.

The functions of the internal audit are as follows:-

- i. Perform audit work in accordance with the pre-approved internal audit plan;

- ii. Carry out review of the system of internal controls of the Company;
- iii. Review and comment on the effectiveness and adequacy of the existing control policies and procedures;
- iv. Provide recommendations, if any, for the improvement of the control policies and procedures; and
- v. Review and comment on the implementation status of the recommendations by the internal audit function.

The internal audit function reports directly to the Audit Committee. The internal audit reports are submitted to the Audit Committee who reviews and deliberates on the findings before making the necessary recommendations to the Board to strengthen its system of internal control and policies.

### CONCLUSION

The Board has utmost assurance that the Company's risk management and internal control systems are operating adequately and effectively, in all material aspects, based on the risk management and internal control system of the Company.

The Board reiterates its commitment towards operating a sound system of internal controls and effective risk management practices throughout the Company. It is the view of the Board that the system of internal controls is adequate, considering the size of the Company's operations and functions; and that there was no breakdown or weaknesses in the system of internal control that may have resulted in a significant loss to the Company for the year ended 31 December 2025. The Board will remain vigilant and continue implementing the necessary measures to improve and strengthen the Company's system of risk management and internal controls to adapt to the ever changing and challenging business environment.

## رسک مینجمنٹ اینڈ انٹرنل کنٹرول سے متعلق بیان

### بورڈ کی ذمہ داریاں

« ریورٹوں اور کاروباری ترقی پر تبادلہ خیال کرنے اور اہم عمل کاروں اور انتظامی مسائل کو حل کرنے کے لئے انتظامی ٹیم کی طرف سے باقاعدہ اجلاس؛ اور  
« داخلی آڈٹ فنکشن کی مدد سے، داخلی کنٹرول کے نظام کی موثریت اور موثریت کا جائزہ لینا۔

### داخلی آڈٹ فنکشن

کمپنی کے پاس ایک داخلی آڈٹ فنکشن ہے جو کمپنی کی داخلی کنٹرول کے نظام کی موثریت اور سالمیت کا تسلسل سے جائزہ لیتا ہے۔

داخلی آڈٹ کے افعال مندرجہ ذیل ہیں:-

i	پہلے سے منظور شدہ داخلی آڈٹ منصوبہ کے مطابق آڈٹ کے کام سرانجام دینا؛
ii	کمپنی کے داخلی کنٹرول کے نظام کا جائزہ لینے کی کوشش کرنا؛
iii	موجودہ کنٹرول کی پالیسیوں اور طریقہ کار کی موثر اور مناسب نظر ثانی اور اس پر تبصرہ؛
iv	کنٹرول پالیسیوں اور طریقہ کاروں کی بہتری کے لئے سفارشات مہیا کرنا، اگر کوئی ہے تو؛ اور
v	داخلی آڈٹ فنکشن کی سفارشات کی نفاذ کی حیثیت پر نظر ثانی اور تبصرہ کرنا۔

داخلی آڈٹ فنکشن براہ راست آڈٹ کمیٹی کو رپورٹ کرتا ہے۔ داخلی آڈٹ رپورٹس آڈٹ کمیٹی کو پیش کی جاتی ہے جو، داخلی کنٹرول اور پالیسیوں کے نظام کو مضبوط کرنے کے لئے بورڈ کو ضروری سفارشات کرنے سے پہلے نتائج پر نظر ثانی کرتا ہے۔

### نتیجہ

بورڈ نے انتہائی یقین دہانی کی ہے کہ کمپنی کے "رسک مینجمنٹ اینڈ انٹرنل کنٹرول سسٹم" پر بنیاد رکھتے ہوئے کمپنی کے "رسک مینجمنٹ اینڈ انٹرنل کنٹرول سسٹم" تمام مادی پہلوؤں میں موزوں اور موثر انداز میں کام کر رہے ہیں۔

بورڈ نے کمپنی بھر میں داخلی کنٹرول اور موثر خطرے کے انتظام کے طریقوں کی موثر نظام کو چلانے کے لئے اپنی عزم کا اعادہ کیا ہے۔ کمپنی کے آپریشن اور افعال کے سائز پر غور کرتے ہوئے، یہ بورڈ کا نقطہ نظر ہے کہ اندرونی کنٹرول کا نظام مناسب ہے؛ اور یہ کہ داخلی کنٹرول کے نظام میں کوئی ایسی خرابی یا کمزوری نہیں تھی جو ۳۱ دسمبر 2025 کو ختم ہونے والے سال کے لئے کمپنی میں اہم نقصان کا باعث بن سکتی تھی۔ بورڈ محتاط رہے گا اور کمپنی کے "رسک مینجمنٹ اینڈ انٹرنل کنٹرول سسٹم" کو بہتر بنانے اور مضبوط کرنے کے لیے، کبھی بھی بدلنے والے اور مشکل کاروباری ماحول کے مطابق، ضروری اقدامات پر عملدرآمد جاری رکھے گا۔

عسکری جنرل انشورنس کمپنی لمیٹڈ (کمپنی) کا بورڈ آف ڈائریکٹرز ("دی بورڈ") کمپنی کے اجاڑوں اور حصے داروں کی سرمایہ کاری کو محفوظ کرنے کے لئے "رسک مینجمنٹ اینڈ انٹرنل کنٹرول" کے اچھے نظام کو برقرار رکھنے کی اہمیت کو تسلیم کرتا ہے۔ بورڈ، بڑے خدشات کی پہچان کرتے ہوئے نیز خدشات کو قابو کرنے، کمپنی کے آپریشنل اثرو رسوخ اور کارکردگی کا اندازہ کرنے اور مناسب کنٹرول والا ماحول کا انتظامی ڈھانچہ بناتے ہوئے، کمپنی کے "رسک مینجمنٹ اینڈ انٹرنل کنٹرول" کی شناخت اور موثریت کو مد نظر رکھنے کے لئے اپنی مجموعی ذمہ داری کو تسلیم کرنے کا اعتراف کرتا ہے۔

بورڈ نے کمپنی کے "رسک مینجمنٹ اینڈ انٹرنل کنٹرول" کے نظام کی موثریت اور موثریت کا اچھی طرح سے جائزہ لیا ہے۔ بورڈ اس حقیقت کا اعتراف کرتا ہے کہ معتدل حدود کی وجہ سے، اس مقصد کے نظام، کاروباری ناکامی کے خطرے کو ختم کرنے کے بجائے صرف اسے منظم کر سکتے ہیں۔ لہذا، یہ نظام مواد کی غلطی یا نقصانات کے خلاف مطمئن یقین دہانی نہیں فراہم کر سکتا اور ایک اندرونی کنٹرول کے نظام کی تاثیر وقتاً فوقتاً مختلف ہوتی ہے۔

### رسک مینجمنٹ کا نظام

بورڈ یہ بھی اعتراف کرتا ہے کہ کمپنی کی سرگرمیوں کے تمام شعبہ جات میں کسی حد تک خدشات شامل ہوتا ہے اور بورڈ یہ تعریف کرتا ہے کہ موثر رسک مینجمنٹ بہترین کاروباری مینجمنٹ کے طریقوں کا حصہ ہے جن کا مقصد کمپنی کے اغراض و مقاصد کو کامیابی سے حاصل کرنا ہے۔ عملی طور پر، متعلقہ کلیدی مینجمنٹ اسٹاف اپنے اپنے شعبہ جات کے خدشات کا انتظام کرنے کا خود ذمہ دار ہے۔ کمپنی کو درپیش کسی بھی اہم خطرے کے متعلق تنظیمی ڈھانچے کے متعلق مناسب افراد کو باخبر کیا جائے تاکہ ان خدشات کی قریب سے نگرانی کی جائے اور مناسب طریقے سے ان کو حل کیا جائے۔ مندرجہ بالا طریقوں کا استعمال اس جاری عمل میں مفید ہے جو عمل ایسے نمایاں خدشات کی شناخت کرنے، ان کی تشخیص کرنے اور ان کو قابو کرنے کے لیے استعمال ہوتا ہے جو خدشات کمپنیوں کے اہداف اور مقاصد کی کامیابی کو متاثر کرتے ہیں۔

### داخلی کنٹرول کا نظام

کمپنی میں لاگو اہم اقدامات مندرجہ ذیل ہیں:-

- « بالکل واضح ذمہ داری بیان کرنے والے میٹرکس کے ساتھ ایک بالکل واضح تنظیمی ڈھانچہ جو مینجمنٹ کے اراکین کو تفویض کردہ اختیار مقرر کرتا ہے؛
- « تمام اہم عمل کاروں کے لئے دستاویزی پالیسیاں اور طریقہ کار؛
- « انتظامی جائزے اور فیصلے کے لئے اہم تنقیدی معلومات کو جمع کرنا، اس کی پروسیجرنگ کرنا، اس کی نگرانی کرنا اور اس کو پھیلانے کے عمل کو بہل بنانے کے لیے مینجمنٹ رپورٹنگ سسٹم
- « کارکردگی کی رپورٹیں جیسا کہ سماجی مالیاتی جائزے، کاروباری ترقی اور دیگر کارپوریٹ سے متعلقہ معاملات بورڈ کے اجلاسوں میں بحث و مباحثہ اور غور و فکر کے لیے باقاعدگی سے ڈائریکٹرز کو فراہم کی جاتی ہیں؛
- « آڈٹ کمیٹی کی طرف سے سماجی اور سالانہ مالیاتی نتائج کا جائزہ؛

# PRINCIPAL RISKS AND UNCERTAINTIES FACING THE COMPANY

## STRATEGIC RISKS

Strategic risks are the result of Company's strategic objectives and business strategy decisions. The Company's Board of Directors have established an Executive, Risk Management & Compliance Committee through which it actively supervises the management of these risks and creates mitigating strategies wherever required.

## BUSINESS RISKS

These risks are associated with the commercial essence of an entity. Common examples are reduced market share, amendments to product-pricing regulations or other regulatory changes undermining the organization's profitability are a few examples of these risks affecting the Company.

## OPERATIONAL RISKS

These include risk of adverse change in the value of capital resources resulting from operational events such as inadequacy or failure of internal systems, personnel, procedures or controls etc.

## FINANCIAL RISKS

The Company's activities expose it to a variety of financial risks. The Company's overall risk management program focuses on the unpredictability of financial markets and seeks to minimize potential adverse effects on the financial performance. The Company consistently manages its exposure to financial risk without any material change from previous year in the manner described in notes below. The Board of Directors has overall responsibility for the establishment and oversight of Company's risk management framework. The Board is also responsible for developing the Company's risk management policies. These risks are divided into following categories:

### 1. CREDIT RISK

Credit risk is the risk that arises with the possibility that one party to a financial instrument will fail to discharge its obligation and cause the other party to incur a financial loss. The Company attempts to control credit risk by monitoring credit exposures by undertaking transactions with a large number of counterparties in various



# PRINCIPAL RISKS AND UNCERTAINTIES FACING THE COMPANY

industries and by continually assessing the credit worthiness of counterparties.

Concentration of credit risk occurs when a number of counterparties have a similar type of business activities. As a result, any change in economic, political or other conditions would affect their ability to meet contractual obligations in similar manner. The management monitors and limits the Company's exposure to credit risk through monitoring of client's exposure and maintaining conservative estimates of provisions for doubtful assets, if required. The management believes it is not exposed to significant concentration of credit risk as its financial assets are adequately diversified in entities of sound financial standing, covering various industrial sectors.

The Company has diversified portfolio of investment to mitigate the risk. The major credit risk exposure relates to held to maturity investment that are placed with Government of Pakistan and a financial institution as mentioned in note 10 to the financial statements. The Company has also maintained a provision against certain certificates of investment as disclosed in note 10 to the financial statements.

## 2. MARKET RISK

Market risk is the risk that the fair value or future cash flows of a financial instrument will fluctuate as a result of change in market variable such as interest / mark up rate, foreign exchange rate and equity prices. The objective is to manage and control market risk exposures within acceptable parameters, while optimizing the return. The market risks associated with the Company's business activities are as follows:

### A). Interest / Mark up Rate Risk

Interest / mark-up rate risk is the risk that the fair value or future cash flows of financial instruments will fluctuate due to changes in the market interest / mark up rates. The Company invests in securities and has deposits that are subject to interest / mark up rates risk. The Company limits interest / mark up rate risk by monitoring changes in interest / mark up rates in the currencies in which its cash and investments are denominated. The Company's financial liabilities are not exposed to interest / mark up rate risk.

### B). Foreign currency risk

Foreign currency risk is the risk that fair value or future cash flows of financial instruments will fluctuate because of changes in foreign exchange rates. The Company, at present, is not materially exposed to currency risk as majority of the transactions are carried out in Pak Rupees.

### C). Price Risk

Price risk represents the risk that the fair value of a financial instrument will fluctuate because of changes in the market prices (other than those arising from interest / mark up rate risk or currency risk), whether those changes are caused by factors specific to the individual financial instrument or its issuer, or factors affecting all or similar financial instruments traded in the market. For further details relating to Price Risk, please refer note no. 41 to the financial statements.

## 3. LIQUIDITY RISK

Liquidity risk is the risk that the Company will not be able to meet its financial obligations when they fall due. Prudent liquidity risk management implies maintaining sufficient cash and marketable securities. Liquidity requirements are monitored by management to ensure that adequate funds are available to meet any obligations as they arise. To guard against risk, the Company has diversified funding sources and assets are managed with liquidity in mind, maintaining a healthy balance of cash and cash equivalents and readily marketable securities.

For further information relating to Liquidity Risks facing the Company, please refer to note no. 41 to the financial statements.

### Key Sources of Estimating Uncertainty

The preparation of financial statements requires management and the Board of Directors to make estimates and judgments that impact reported amounts of assets, liabilities, revenues and expenses and related disclosures of contingencies. The estimates and associated assumptions are based on historical experience and various other factors that the management and the Board believe to be reasonable under the prevailing conditions. The results of these estimates and assumptions form the basis for making judgments about the carrying values of assets and liabilities that are not readily apparent from other sources. Actual results

may differ from these estimates under different assumptions or conditions. The key areas of estimating uncertainty, which may have a significant effect on the amounts recognized in the financial statements, are discussed below:

#### **Provision for unearned premiums**

The unearned premium reserve is the unexpired portion of the premium which relates to business in force at the balance sheet date. Calculation of unearned premiums is performed by applying 1/365 method as specified in the Insurance Accounting Regulations, 2017.

#### **Premium deficiency reserve (liability adequacy test)**

The Company maintains a provision in respect of premium deficiency for the class of business where the unearned premium liability is inadequate to meet the expected future liability, after reinsurance, from claims and other supplementary expenses expected to be incurred after the balance sheet date in respect of the unexpired policies in that class of business at the balance sheet date. The movement in the premium deficiency reserve is recorded as an expense in profit and loss account for the year, if any.

#### **Provision for outstanding claims (including IBNR)**

A liability for outstanding claims (including IBNR) is recognized in respect of all claims incurred up to the balance sheet date that is measured at the undiscounted value of expected future payments. An actuary carries out the valuation of IBNR claims based on guidelines issued by the Securities and Exchange Commission of Pakistan.

#### **Employees' retirement benefits**

The Company operates defined benefit pension fund and defined benefit gratuity fund for its employees. The accounting of these benefits is performed in accordance with International Accounting Standard (IAS) 19 – Employee Benefits.

#### **Deferred taxation**

Deferred tax asset or liability is recognized using the balance sheet liability method for all temporary differences between the amounts attributed to assets and liabilities for financial reporting and taxation purposes. The amount of deferred tax recognized is based on the expected manner of realization or settlement of the carrying amount of assets and liabilities using tax rates enacted at the balance sheet date.

#### **Impairment in value of investments**

All impairment losses are recognized in the profit and loss account. Provisions for impairment are reviewed at each balance sheet date and are adjusted to reflect the current best estimates. Changes in the provisions are recognized as income or expense in the profit and loss account.

#### **Investment properties**

Investment Property is accounted for under cost model in accordance with approved International Accounting Standard (IAS) 40, "Investment Property" and S.R.O. 938 issued by the Securities and Exchange Commission of Pakistan. Valuation of investment properties are also carried out by independent valuers having relevant professional qualifications.

#### **Useful lives of fixed assets**

The assets' residual values, useful lives and method for depreciation are reviewed at each financial year end and adjusted if impact on depreciation is significant.

#### **Premium due but unpaid and Amounts due from other insurers/reinsurers**

The Company reviews its premium due but unpaid and amounts due from other insurers / reinsurers portfolio to assess their recoverability and provision required there-against. While assessing this requirement, various factors including the delinquency and financial position of the counter party are considered.

### ملازمین کے ریٹائرمنٹ فوائد

کمپنی اپنے ملازمین کے لئے مقررہ پینی فنڈ پنشن فنڈ اور مقررہ پینی فنڈ گریجویٹ فنڈ چلاتی ہے۔ ان فوائد کی اکاؤنٹنگ "بین الاقوامی اکاؤنٹنگ سٹینڈرڈ (آئی اے ایس) 19- ملازمین فوائد" کے مطابق کی جاتی ہے۔

### معطل ٹیکس

مالیاتی رپورٹنگ اور ٹیکس کے مقاصد کے لئے اثاثوں اور واجبات کی منسوب کردہ رقم کے درمیان تمام عارضی اختلافات کے لئے بیلنس شیٹ واجبات کا طریقہ استعمال کرتے ہوئے معطل ٹیکس اثاثہ یا واجبات کو تسلیم کیا جاتا ہے۔ شناخت شدہ معطل ٹیکس کی رقم کی بنیاد، بیلنس شیٹ ڈیٹ میں نافذ کردہ ٹیکس کی شرح کا استعمال کرتے ہوئے، اثاثوں اور واجبات کی رقم کی وصولی یا تصفیہ کے متوقع طریقہ کار پر ہے۔

### سرمایہ کاری کی قیمت میں نقصان

منافع اور نقصان کے اکاؤنٹ میں تمام نقصانات کو تسلیم کیا جاتا ہے۔ ہر بیلنس شیٹ ڈیٹ میں نقصان کی شرائط کا جائزہ لیا جاتا ہے اور موجودہ بہترین تخمینوں کی عکاسی کرنے کے لئے اسے ایڈجسٹ کیا جاتا ہے۔ شرائط میں تبدیلی کو منافع اور نقصان کے اکاؤنٹ میں آمدنی یا اخراج کے طور پر تسلیم کیا جاتا ہے۔

### سرمایہ کاری کی جائیداد

سرمایہ کاری کی جائیداد کو، سیکورٹیز اینڈ ایکسچینج کمیشن آف پاکستان کی طرف سے جاری کردہ S.R.O 938، "سرمایہ کاری پر اپرٹی" اور منظور شدہ بین الاقوامی اکاؤنٹنگ سٹینڈرڈ (آئی اے ایس) ۴۰ کے مطابق لاگت ماڈل کے تحت شمار کیا جاتا ہے۔ سرمایہ کاری پر اپرٹی کی تشخیص بھی خود مختار قابل قدر اشخاص کی طرف سے کی جاتی ہے جو متعلقہ پیشہ ورانہ اہلیت رکھتے ہوں۔

### فلسفہ اثاثوں کا مفید بقاء

اثاثے کے باقی رہنے والے اقدار، مفید بقاء اور استحصال کے طریقہ کار کی ہر مالی سال کے اختتام پر نظر ثانی کی جاتی ہیں اور اگر قیمتوں میں اضافہ بہت نمایاں ہو تو انہیں ایڈجسٹ کیا جاتا ہے۔

### پریمیم واجبات لیکن دیگر بیمہ کاروں / کمزور ذمہ داریوں کی طرف سے غیر ادا شدہ اور قابل ادارت

کمپنی اپنے ان پریمیم واجبات جو کہ ابھی تک بیمہ کاروں / کمزور ذمہ داریوں کے پورٹ فولیو کی طرف سے غیر ادا شدہ اور قابل ادارت ہیں، ان کا جائزہ لیتی ہے تاکہ ان کی بحالی اور مطلوبہ فراہمی کے لئے رسائی حاصل کرے۔ اس تقاضے کا اندازہ کرتے ہوئے، ہم منصب پارٹی کی لاقانونیت اور مالی پوزیشن سمیت کئی عوامل شامل ہیں۔

داری کو پورا کرنے کے لئے مناسب فنڈ موجود ہیں۔ خطرے سے بچنے کے لئے، کمپنی نے لیکویڈیٹی ذہن میں رکھنے کے ساتھ نقد، نقد مساوات اور مارکیٹنگ سکیورٹیز کے ساتھ مندرجہ ذیل کو برقرار رکھتے ہوئے فنڈنگ وسائل اور اثاثہ جات کو مختلف جگہوں پر لگایا ہے۔

کمپنی کو درپیش لیکویڈیٹی خطرات سے متعلق مزید معلومات کے لئے، براہ کرم نوٹ نمبر 41 کی طرف رہنمائی کریں۔

### غیر یقینی صورتحال کا تخمینہ کرنے کے اہم ذرائع

مالی بیانات کی تیاری کے لیے اس چیز کی ضرورت ہوتی ہے کہ بورڈ آف ڈائریکٹرز ایسے تخمینے اور فیصلے کرے جو کہ اثاثہ جات، واجبات، آمدنیوں اور اخراجات اور متعلقہ افواہوں کے بارے میں اطلاع کی مقدار پر اثر انداز ہوں۔ تخمینہ جات اور منسلک مفروضات تاریخی تجربے اور دیگر متعدد عوامل پر مبنی ہیں جن کے بارے میں انتظامیہ اور بورڈ کا یہ خیال ہے کہ یہ موجودہ حالات کے تحت مناسب ہیں۔ ان تخمینوں اور مفروضوں کے نتائج ان اثاثوں اور واجبات کے اقدار کے بارے میں فیصلہ کرنے کے لئے بنیاد بناتے ہیں جو کہ دوسرے ذرائع سے آسانی سے ظاہر نہیں ہوتے ہیں۔ مختلف نتائج یا حالات کے تحت اصل نتائج ان تخمینوں سے مختلف ہو سکتے ہیں۔ غیر یقینی تخمینہ کی اہم وجوہات، جس کا مالی بیانات میں تسلیم کردہ مقدماتوں پر ایک اہم اثر ہو سکتا ہے، کے بارے میں ذیل میں تبادلہ خیال کیا گیا ہے:

### غیر موصول شدہ پریمیم کے لئے فراہمی

غیر موصول شدہ پریمیم ریزرو، بیلنس شیٹ ڈیٹ میں مذکور کاروبار سے متعلق پریمیم کا غیر متوقع حصہ ہے۔ "انٹرنس اکاؤنٹنگ ریگولیشنز، ۲۰۱۷ء" میں بیان کردہ طریقہ کار کے ۴۲/۱۰۱ ویں حصے کو لاگو کرنے سے غیر موصول کردہ پریمیموں کا حساب لگایا جاتا ہے۔

### پریمیم کی کمی والی آمدن (واجبات جانچنے کا ٹیسٹ)

کمپنی، کاروبار کی کلاس کے لئے پریمیم کی کمی کے سلسلے میں شرط کو برقرار رکھتی ہے جہاں بکر بیمہ کاری کے بعد، مستقبل کے متوقع واجبات کو پورا کرنے کے لئے غیر موصول پریمیم واجبات ناقابل اعتماد ہے، ایسے دعویٰ جات اور دیگر اضافی اخراجات میں سے جن کے بارے میں یہ توقع ہے کہ یہ بیلنس شیٹ ڈیٹ میں کاروبار کی اس کلاس میں غیر متوقع پالیسی کے حوالے سے بیلنس شیٹ ڈیٹ کے بعد خرچ ہوں گے۔ پریمیم کی کمی آمدن میں تحریک، بوقت ضرورت، سال کے لئے منافع اور نقصان کے اکاؤنٹ میں خرچ کے طور پر ریکارڈ کی گئی ہے۔

### بقایا جاتی رقم کے دعویٰ کے لئے شرط (IBNR سمیت)

بقایا جاتی رقم کے دعویٰ (بشمول آئی بی این آر) کی ذمہ داری ان تمام دعویوں کے سلسلے میں تسلیم کی جاتی ہے جو اس بیلنس شیٹ ڈیٹ تک خرچ ہوئے جس کی متوقع مستقبل کی ادائیگیوں کے غیر رعایتی اقدار تک پیمائش ہوئی۔ آئی بی این آر کے ان دعویٰ جات کی تشخیص عمل میں لائی گئی جو دعویٰ جات ان ہدایات پر مبنی تھے جو "سیکورٹیز اینڈ ایکسچینج کمیشن آف پاکستان" نے جاری کیں۔

## کمپنی کو درپیش بڑے خطرات اور غیر یقینی صورتحال

### اسٹریٹجک رسک

خطرے کو کم کرنے کے لئے کمپنی کے پاس سرمایہ کاری کا ایک متنوع پورٹ فولیو ہے۔ اہم کریڈٹ رسک کے واقع ہونے کا تعلق اس پمپورٹی سرمایہ کاری کے ساتھ ہے جو حکومت پاکستان اور مالیاتی ادارے کے ساتھ رکھی جاتی ہے جیسا کہ مالیاتی بیانات کے ملاحظہ نمبر 10 میں مذکور ہے۔ کمپنی نے سرمایہ کاری کے بعض مشقیات کے خلاف ایک شیئرز بھی برقرار رکھی ہے جیسا کہ مالیاتی بیانات کے ملاحظہ نمبر 10 میں انکشاف کیا ہے۔

اسٹریٹجک رسک کمپنی کے اسٹریٹجک مقاصد اور کاروباری حکمت عملی کے فیصلے کا نتیجہ ہیں۔ کمپنی کے بورڈ آف ڈائریکٹرز نے ایک "ایگزیکٹو رسک مینجمنٹ اینڈ کمپلائنس کمیٹی" قائم کر دی ہے جس کے ذریعہ یہ کمپنی ان خطرات کے انتظام کی مڈٹرم طریقے سے نگرانی کرتی ہے اور جہاں بھی ضروری ہو یہ کمپنی ان خطرات کو کم کرنے کے لیے حکمت عملی بناتی ہے۔

### مارکیٹ رسک

مارکیٹ رسک ایسا خطرہ ہے کہ جس میں مارکیٹ کے متغیرات جیسا کہ سود/منافع کی شرح، غیر ملکی کرنسی کی شرح اور ایکویٹی کی قیمتوں وغیرہ میں تبدیلی کے نتیجے میں مالی وسائل کی منصفانہ قیمت یا مستقبل کے نقد بہاؤ میں کمی پیش ہو جائے گی۔ اصل مقصد قابل قبول پیرامیٹرز کے اندر رہتے ہوئے مارکیٹ رسک سے نمٹنے کا انتظام کرنا اور اسے کنٹرول کرنا ہے، جبکہ واپسی کو بہتر بنانا مقصود ہو۔ کمپنی کی کاروباری سرگرمیوں کے ساتھ منسلک مارکیٹ رسک مندرجہ ذیل ہیں:

### کاروباری رسک

یہ خطرات کسی ادارے کے تجارتی جزو سے منسلک ہوتے ہیں۔ کمپنی کو متاثر کرنے والے ان خطرات کی چند مثالوں میں مارکیٹ شیئر کی کمی، مصنوعات کی قیمتوں کا تعین کرنے والے قواعد و ضوابط میں ترمیم یا کمپنی کے منافع کو کم کرنے والی دیگر ریگولیٹری تبدیلیاں بہت عام مثالیں ہیں۔

### آپریٹنگ رسک

ان میں آپریٹنگ واقعات کے نتیجے میں کپیبل وسائل کی قدر میں منفی تبدیلی کا خطرہ شامل ہوتا ہے جیسا کہ اندرونی نظام، ایپارٹرز، طریقہ کار یا کنٹرول وغیرہ کا ناکافی ہونا یا ان چیزوں کی ناکامی۔

### (اے) سود/منافع کی شرح کا رسک

سود/منافع کی شرح کا رسک ایسا خطرہ ہے کہ جس میں مارکیٹ سود/منافع کی شرح میں تبدیلی کے نتیجے میں مالی وسائل کی منصفانہ قیمت یا مستقبل کے نقد بہاؤ میں کمی پیش ہو جائے گی۔ کمپنی سیکورٹیز میں سرمایہ کاری کرتا ہے اور اس کے پاس رقوم ہیں جس میں سود/منافع کی شرح کا رسک موجود ہے۔ کمپنی اس کرنسی میں سود/منافع کی شرح میں تبدیلی کو مدنظر رکھتے ہوئے سود/منافع کی شرح کے رسک کو محدود کرتی ہے جس کرنسی میں کمپنی کے نقد رقوم اور سرمایہ کاری کی نشان زدگی کی گئی ہوتی ہے۔

### (بی) غیر ملکی کرنسی رسک

غیر ملکی کرنسی رسک ایسا خطرہ ہے جس میں غیر ملکی کرنسی کی شرح میں تبدیلیوں کی وجہ سے مالی وسائل کی منصفانہ قیمت یا مستقبل کے نقد بہاؤ میں تبدیلی آجائے گی۔ اس وقت کمپنی مادی طور پر کرنسی رسک میں مبتلا نہیں ہے کیونکہ زیادہ تر لین دین پاکستانی روپوں میں کیا جاتا ہے۔

### (سی) قیمتوں کا رسک

قیمتوں کا رسک ایسا خطرہ ہے کہ جس میں مارکیٹ کی قیمتوں (سود/منافع کی شرح کے رسک یا کرنسی رسک کے علاوہ) میں تبدیلی کی وجہ سے مالیاتی وسائل کی منصفانہ قیمت میں کمی پیش واقع ہوگی، چاہے ان تبدیلیوں کی وجہ انفرادی مالیاتی وسائل یا اس کے اجراء کنندہ کے ساتھ مخصوص عوامل ہوں، یا مارکیٹ میں تجارت کیے جانے والے تمام بائیک جیسے مالیاتی وسائل پر اثر انداز ہونے والے عوامل ہوں۔ قیمتوں کے رسک سے متعلق مزید تفصیلات کے لئے، براہ کرم نوٹ نمبر 41 کی طرف رجوع کریں۔

### لیکویڈیٹی رسک (مائع جاتی خطرات)

لیکویڈیٹی رسک ایسا خطرہ ہے جس میں کمپنی اپنے پر لاگو ہونے والے مالی واجبات کو پورا کرنے میں کامیاب نہیں ہو سکے گی۔ متوقع لیکویڈیٹی رسک مینجمنٹ کا مطلب مناسب نقد رقم اور مارکیٹنگ سیکورٹیز کو برقرار رکھنا ہے۔ انتظامیہ لیکویڈیٹی کی ضروریات کی نگرانی کرتی ہے تاکہ اس بات کو یقینی بنایا جاسکے کہ کسی بھی درپیش مذم

کمپنی کی سرگرمیاں مختلف مالیاتی خطرات سے نمٹنے کے لئے ظہور میں آتی ہیں۔ کمپنی کا مجموعی رسک مینجمنٹ پروگرام مالیاتی مارکیٹوں کی غیر متوقع صلاحیت پر توجہ مرکوز کرتا ہے اور مالی کارکردگی پر ممکنہ منفی اثرات کو کم کرنے کی کوشش کرتا ہے۔ کمپنی درج ذیل اہم ملاحظات میں بیان کردہ طریقہ سے پچھلے سال کی نسبت اس سال بھی کسی چیز کی تبدیلی کے بغیر مالیاتی خطرے کے ظہور کا تسلسل سے انتظام کر رہی ہے۔ بورڈ آف ڈائریکٹرز پر کمپنی کے رسک مینجمنٹ فریم ورک کے قیام اور اس کی نگرانی کی مجموعی ذمہ داری ہے۔ کمپنی کی رسک مینجمنٹ پالیسیوں کی بہتری کے لئے بھی بورڈ ذمہ دار ہے۔ یہ خطرات مندرجہ ذیل اقسام میں تقسیم کیے گئے ہیں:

### کریڈٹ رسک (قرض کا خطرہ)

کریڈٹ رسک ایسا خطرہ ہے جو اس امکان سے پیدا ہوتا ہے کہ ایک مالی آلہ پر ایک پارٹی اپنی ذمہ داری کو ہٹانے میں ناکام ہو جائے اور دوسری پارٹی کو مالی نقصان پہنچا دے۔ کمپنی، مختلف صنعتوں میں بہت سی ہم منصب پارٹیوں کے ساتھ لین دین کا آغاز کرتے ہوئے اور ہم منصب پارٹیوں کے کریڈٹ کی اہلیت کا جائزہ لیتے ہوئے کریڈٹ کے ظہور کی نگرانی کے ذریعہ کریڈٹ رسک کنٹرول کرنے کی کوشش کرتی ہے۔

کریڈٹ رسک کا ارتکاز اس وقت ہوتا ہے جب کئی ہم منصب پارٹیاں ایک ہی قسم کی کاروباری سرگرمیاں کرتی ہیں۔ اس کے نتیجے میں، معاشی، سیاسی یا دیگر حالات میں کوئی بھی تبدیلی اسی طریقے سے ان کے معاہدے کو پورا کرنے کی صلاحیت پر اثر انداز ہوگی۔ مینجمنٹ، اگر ضرورت پڑے تو کلائنٹ کی پوشیدہ حقیقت کی نگرانی اور مشکوک اثاثہ جات کے لئے اشیاء کے روایتی تخمینوں کو برقرار رکھنے کے ذریعے، کمپنی کو کریڈٹ رسک میں پڑنے سے روکتی ہے یا اس خطرے کو کم کر دیتی ہے۔ مینجمنٹ کا خیال ہے کہ کریڈٹ رسک پر بہت زیادہ توجہ مرکوز کرنے کی ضرورت نہیں ہے کیونکہ کمپنی کے مالی اثاثہ جات مالیاتی لحاظ سے مضبوط اداروں میں ہے جو ادارے مختلف صنعتی شعبہ جات کا احاطہ کرتے ہوئے ہیں۔

# BOARD COMMITTEES

The company has six committees at the board level. These committees meet on quarterly basis to review the company's performance, which strengthens its governance framework.

The terms of reference and composition of these committees are given below:

## Executive, Risk Management and Compliance Committee

The terms of reference of this committee include the following:

- a. Oversee the activities of the risk management function / department.
- b. Monitoring the compliance function and the insurer's risk profile in respect of compliance with the laws applicable to it as well as the internal policies and procedures.
- c. Supervise and monitor matters reported using the insurer's whistle blowing or other confidential mechanisms for employees and others to report compliance concerns or potential breaches, violations, or frauds.
- d. Approve all investments over Rs. 10 million and review progress of investments.
- e. Review yearly budget and recommend its approval to the Board.
- f. Review monthly performance of the Company.
- g. Review and approve claim payments over Rs. 1 million.
- h. Review legal suits filed by or against the Company.
- i. Consider any other matter related to the performance and operations of the Company.

The Committee comprises of four members, including the Chairman of this committee, three of whom are non-executive directors. Following is the composition of this committee:

Name	Status in Committee
Maj Gen Muhammad Ahmed Malik	Chairman
Mr. Rizwan Ullah Khan	Member
Brig Salman Nazar (Retd)	Member
Mr. Abdul Waheed	Member

## Audit Committee

The terms of reference of this committee include the following:

- determination of appropriate measures to safeguard the Company's assets;
- review of quarterly, half-yearly and annual financial statements of

the Company, prior to their approval by the Board of Directors, focusing on:

- o major judgmental areas;
  - o significant adjustments resulting from the audit;
  - o the going concern assumption;
  - o any changes in accounting policies and practices;
  - o compliance with applicable accounting standards;
  - o compliance with listing regulations and other statutory and regulatory requirements; and
  - o significant related party transactions.
- review of preliminary announcements of results prior to publication;
  - facilitating the external audit and discussion with external auditors of major observations arising from interim and final audits and any matter that the auditors may wish to highlight (in the absence of management, where necessary);
  - review of management letter issued by external auditors and management's response thereto;
  - ensuring coordination between the internal and external auditors of the Company;
  - review of the scope and extent of internal audit and ensuring that the internal audit function has adequate resources and is appropriately placed within the Company;
  - consideration of major findings of internal investigations and management's response thereto;
  - ascertaining that the internal control systems including financial and operational controls, accounting systems and the reporting structure are adequate and effective;
  - review of the Company's statement on internal control systems prior to endorsement by the Board of Directors;
  - determination of compliance with relevant statutory requirements;
  - monitoring compliance with the best practices of corporate governance and identification of significant violations thereof; and
  - consideration of any other issue or matter as may be assigned by the Board of Directors.

The Committee comprises of three members, including the

Chairman of this committee, all of whom are non-executive directors. Following is the composition of this committee:

Name	Status in Committee
Mr. M. Munir Malik	Chairman
Mr. Malik Riffat Mehmood	Member
Brig Salman Nazar (Retd)	Member

#### Ethics, Human Resource & Remuneration Committee

The terms of reference of this committee include the following:

- recommending human resource management policies to the board;
- recommending to the board the selection, evaluation, compensation (including retirement benefits) and succession planning of the CEO;
- recommending to the board the selection, evaluation, compensation (including retirement benefits) of CFO, Company Secretary and Head of Internal Audit; and
- consideration and approval on recommendations of CEO on such matters for key management positions who report directly to CEO.
- proposing a remuneration approach and related policies for the insurer covering the remuneration policy, remuneration governance and structure (including approval policy for the level and composition of compensation), and the components of compensation (such as the amount of fixed remuneration, shares or options, other variable remuneration, pension rights, redundancy pay and other forms of compensation and benefits, as well as the performance criteria and their application);
- reviewing and making recommendations to the Board of Directors regarding the specific remuneration of the Board members, the Chief Executive Officer, Chief Financial Officer, Company Secretary, Compliance Officer and Head of Internal Audit.

The committee comprises of three members including the Chairman of this Committee, out of which one is independent, and one is a non-executive director. Following is the composition of this committee:

Name	Status in Committee
Mr. Imran Iqbal	Chairman
Brig Salman Nazar (Retd)	Member
Mr. Abdul Waheed	Member

Furthermore, the Company has three sub-committees of the Board, which cover the core areas of business. These committees meet on regular basis and are headed by non-executive directors. The functions and composition of the committees are given below:

#### Underwriting, Reinsurance & Coinsurance Committee

The Underwriting, Reinsurance & Coinsurance Committee formulates the under writing policy of the Company. It sets out the criteria for assessing various types of insurance risks and determines the premium policy of different insurance covers. It regularly reviews the underwriting and premium policies of the Company with due regard to relevant factors such as business portfolio and the market development.

This committee also ensures that adequate reinsurance arrangements are made for the Company. It peruses the proposed reinsurances arrangements prior to their execution, reviews the arrangements from time to time and subject to the consent of the participating reinsures, makes appropriate adjustments to those arrangements in the light of the market development. It also assesses the effectiveness of the reinsurance program for the future reference

Following is the composition of this committee:

Name of Member	Status in Committee
Maj Gen Muhammad Ahmed Malik	Chairman
Mr. Zaheer Abbas	Member
Mr. Shahzad Ameer	Member
Dr. Khurram Sheraz	Member

#### Claims Settlement Committee

This committee devises the claims settling policy of the Company. It oversees the claims position of the Company and ensures that adequate claims reserves are made. It pays particular attention to significant claims cases or events, which give rise to a series of claims. The Claims Settlement Committee determines the

# BOARD COMMITTEES

circumstances under which the claims disputes be brought to its attention and decide how to deal with such claim's disputes. It also oversees the implementation of the measures for combating fraudulent claims cases.

Following is the composition of this committee:

Name	Status in Committee
Mr. Malik Riffat Mehmood	Chairman
Mr. Abdul Waheed	Member
Mr. M. Qasim	Member
Mr. Nadeem Ahmad	Member

## Investment Committee

The Investment Committee is responsible for framing the investment policy for the Company and ensuring that the overall investment portfolio is managed in line with the approved investment policy. The functions of the committee are outlined below:

- Reviewing overall investment portfolio and investments and encashments made during the period under consideration;
- Reviewing the investment income generated in comparison with budgeted targets during the period under consideration;
- Reviewing and recommending the annual investment budget for the Board's approval;

- Assessing the macroeconomic and microeconomic factors for the foreseeable future and to issue guidance for further investments/disinvestments, restructuring of investment portfolio and reallocation of funds etc. so as to make timely decisions to maximize profits (or reduce possible losses), within the parameters of prudent and sound investment operations;
- Assessing the performance benchmarks for the investment portfolio;
- To ensure that the investment decisions are in synchronization with overall business strategy and investment policy of the Company; and
- To recommend changes in the investment policy guidelines, as and when considered necessary, to the Board of Directors.

Following is the composition of this committee:

Name	Status in Committee
Mr. Malik Riffat Mehmood	Chairman
Mr. M. Munir Malik	Member
Mr. Abdul Waheed	Member
Mr. Suleman Khalid	Member
Mr. Shahid Qayyum	Member



## AskTech (Pvt) Ltd.

OPEN & TRANSPARENT TO INNOVATION & DIVERSITY

The Company concluded the financial year with **profitable results and improved operational performance**, driven by disciplined execution, effective cost management, and growth in recurring service revenues.

During the year under review, **Asktech Pvt Ltd** further strengthened its position as a technology partner for large-scale public sector initiatives, most notably through its contributions to the **Suthra Punjab Program**. The Company's solutions enhanced operational visibility, service efficiency, and data-driven oversight across multiple districts, representing a significant advancement in its public sector portfolio and reflecting coordinated efforts across technical, operational, and support teams.

The Company also maintained steady growth across private sector clients in transportation, logistics, municipal services, and allied industries, while expanding operations into geographically diverse and operationally challenging regions. Continued investment in system reliability, secure communications, and scalable infrastructure supported consistent service delivery and operational resilience.

The financial performance for the year reflects **prudent financial management, a resilient business model, and sustained client confidence**. The Directors remain focused on strengthening governance, expanding SaaS-based offerings, and pursuing sustainable growth in the forthcoming year.

Thank you for being an integral part of our journey.

Jamshed Khan Jadoon  
CEO-ASKTECH PVT LTD

# FINANCIAL CALENDAR

**HALF YEAR ENDED  
JUNE 30, 2025**

Announced on August 28, 2025

**FIRST QUARTER ENDED  
MARCH 31, 2025**

Announced on April 24, 2025

**YEAR ENDED  
DECEMBER 31, 2025**

Announced on March 16, 2026

**THIRD QUARTER ENDED  
SEPTEMBER 30, 2025**

Announced on October 29, 2025

**ANNUAL REPORT 2025**

Issued on April 07, 2026

**31<sup>ST</sup> ANNUAL GENERAL MEETING**

To be held on April 28, 2026

# FINANCIAL ANALYSIS

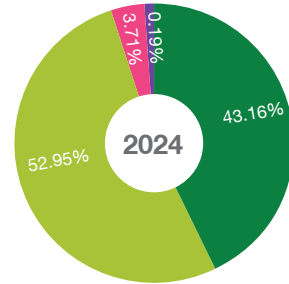
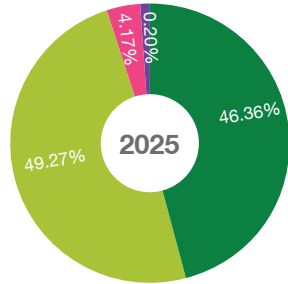
## CONTENTS

Performance at a Glance	52
Graphical Analysis of Statement of Financial Position	52
Graphical Analysis of Statement of Comprehensive Income	53
Statement of Value Added	55
Financial Statement Analysis - Vertical	56
Financial Statement Analysis - Horizontal	57
Glimpse of Six Year Performance	58
Financial Ratios	59

# PERFORMANCE AT A GLANCE

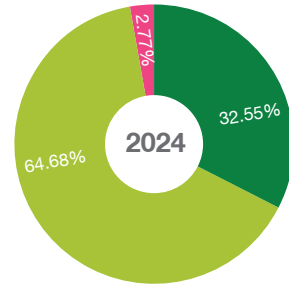
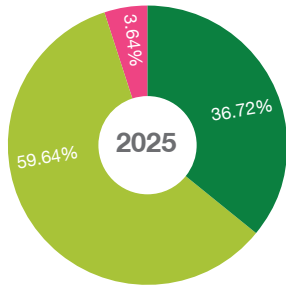
## GRAPHICAL ANALYSIS OF BALANCE SHEET

### Assets

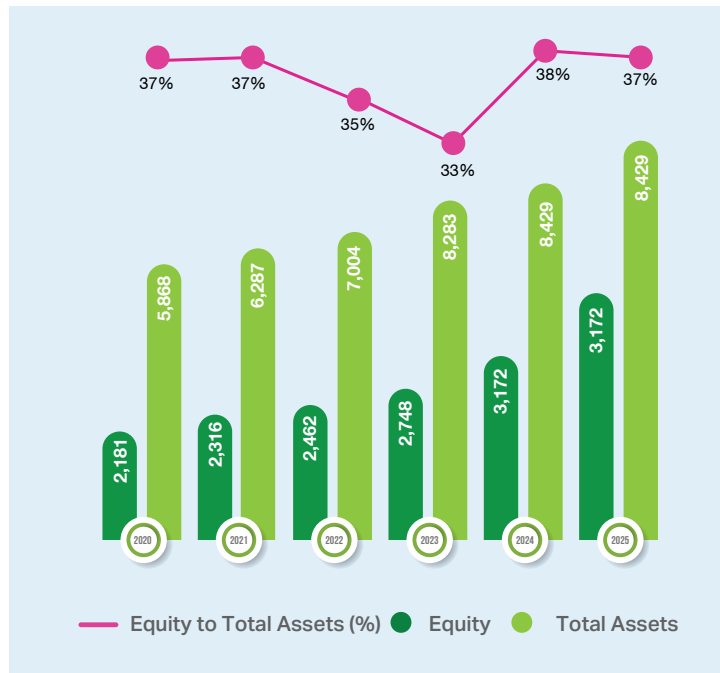


■ Earning assets    
 ■ Current assets    
 ■ Fixed assets    
 ■ Others

### Shareholders' Equity and Liabilities

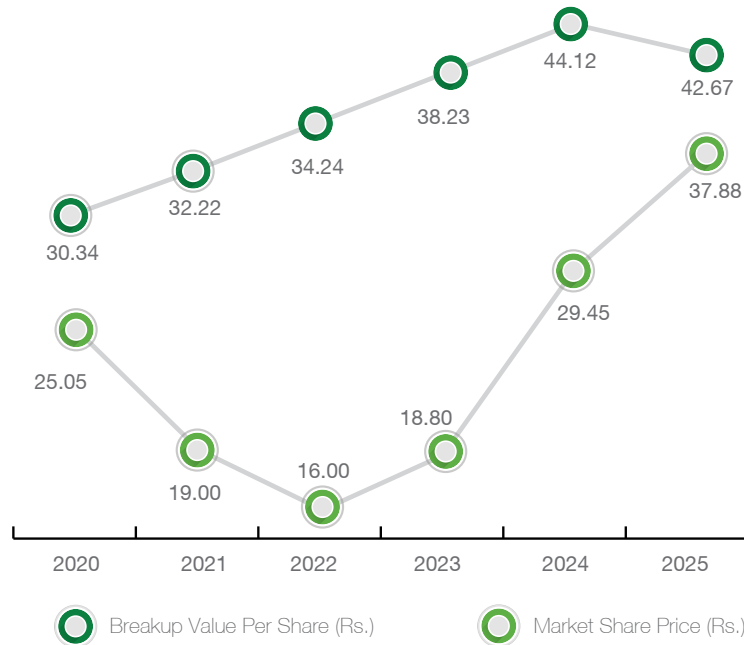


■ Share Capital & Reserves    
 ■ Current Liabilities    
 ■ Non Current Liabilities



—●— Equity to Total Assets (%)    
 ■ Equity    
 ■ Total Assets

# PERFORMANCE AT A GLANCE



## GRAPHICAL ANALYSIS OF PROFIT & LOSS

### Gross Premium - Business Wise

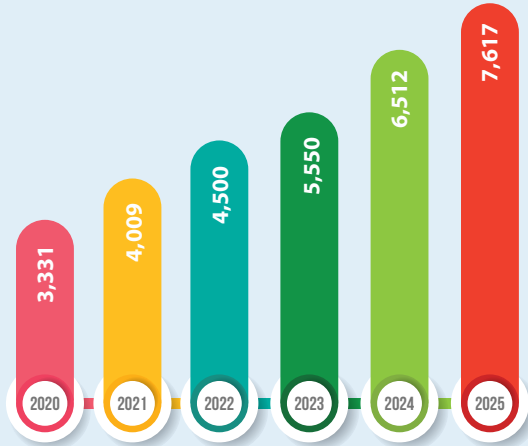


### Net Premium - Business Wise



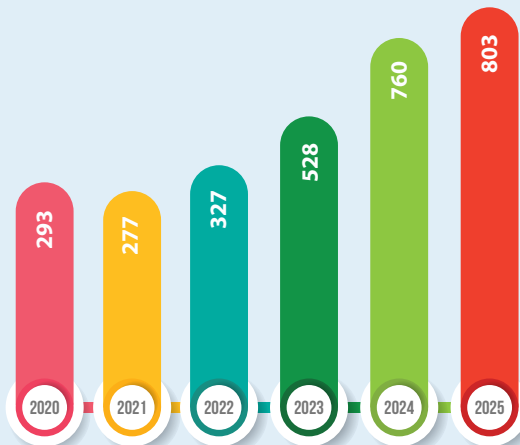
# PERFORMANCE AT A GLANCE

## Gross Premiums Written

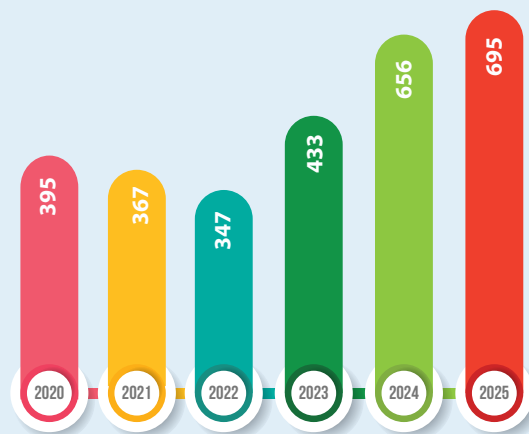


- Net Premium Revenue
- Underwriting Income

## Investment and Other Income



## Profit After Tax



# STATEMENT OF VALUE ADDED

## FOR THE YEAR ENDED DECEMBER 31, 2025

	2025	2024
	Rupees in thousand	
<b>Wealth Generated</b>		
Net Premium Revenue	3,810,789	3,403,927
Commission from reinsurer	444,859	451,472
Investment income and profit on bank deposits	755,742	717,332
Rental income	26,653	7,014
Other income	20,912	35,636
Gain on Takaful	151,102	135,837
	<b>5,210,057</b>	<b>4,751,218</b>
<b>Less:</b>		
Claims, commission and expenses (excluding employees remuneration, depreciation and other taxes)	3,259,201	2,917,466
Net wealth generated	<b>1,950,856</b>	<b>1,833,752</b>
<b>Wealth distribution:</b>		
Employees' remuneration	651,717	650,809
Government taxes	512,516	326,774
Finance cost	41,274	22,067
	<b>1,205,507</b>	<b>1,077,067</b>
<b>Distribution</b>		
Cash Dividend	359,137	371,992
Stock Dividend	-	-
	<b>359,137</b>	<b>371,992</b>
<b>Retained in business:</b>		
Depreciation and amortization	141,361	100,785
Earnings	244,851	283,908
	<b>386,212</b>	<b>384,693</b>
<b>Total Wealth Distributed</b>	<b>1,950,856</b>	<b>1,833,752</b>

# VERTICAL ANALYSIS

Balance Sheet	2025		2024		2023		2022		2021		2020	
	Rupees '000	%	Rupees '000	%	Rupees '000	%	Rupees '000	%	Rupees '000	%	Rupees '000	%
Cash and Bank Deposits	824,247	7.05	430,664	4.42	314,999	3.80	291,610	3.12	196,392	3.12	231,797	3.96
Loans to Employees	119	0.00	145	0.00	356	-	342	0.01	357	0.01	222	-
Investments	4,016,025	34.33	3,740,890	38.39	3,726,938	44.99	3,101,836	44.14	2,775,132	44.14	2,550,902	43.47
Investment Property	582,189	4.98	33,951	0.35	35,261	0.43	36,571	0.60	37,881	0.60	39,191	0.67
Deferred Taxation	00	-	00	-	8,372	0.10	35,595	0.51	21,945	0.35	13,748	0.23
Current Assets - without investments, advances and cash and bank	3,759,223	32.13	3,291,044	33.77	3,420,665	41.30	2,763,033	39.45	2,515,054	40.00	2,338,914	39.86
Fixed Assets - Tangible and Intangible	487,942	4.17	361,162	3.71	331,631	4.00	405,136	5.78	405,135	6.44	383,751	6.54
House Building Finance	9,368	0.08	3,025	0.03	3,096	0.04	3,129	0.06	4,012	0.06	2,863	0.05
Total Assets from Window Takatful Operations - Operators' Fund (OPF)	2,019,368	17.26	1,883,886	19.33	441,872	5.33	366,960	5.24	331,192	5.27	306,866	5.23
<b>Total Assets</b>	<b>11,697,481</b>	<b>100.00</b>	<b>9,744,767</b>	<b>100.00</b>	<b>8,283,190</b>	<b>100.00</b>	<b>7,004,212</b>	<b>100.00</b>	<b>6,287,100</b>	<b>100.00</b>	<b>5,868,254</b>	<b>100.00</b>
Share Holders' Equity	4,295,304	36.72	3,172,190	37.63	2,748,615	33.18	2,462,108	35.15	2,316,327	36.84	2,181,933	37.18
Underwriting Provisions	4,234,031	36.20	3,455,259	40.99	3,635,027	43.88	2,700,673	38.56	2,455,739	39.06	2,315,988	39.47
Staff Retirement Benefits	79,127	0.68	68,432	0.81	59,909	0.72	74,859	1.07	78,743	1.25	70,788	1.21
Deferred Taxation	26,226	0.22	93,737	1.11	00	-	00	-	00	-	00	-
Creditors and Accruals	870,546	7.44	1,148,985	13.63	1,445,940	17.46	1,379,129	19.69	1,066,156	16.96	929,642	15.84
Finance Lease Liability	386,517	3.30	154,813	1.84	158,038	1.91	199,754	2.85	213,106	3.39	209,092	3.56
Deposits and other payables	139,206	1.19	73,893	0.88	69,164	0.83	59,062	0.84	43,137	0.69	55,818	0.96
Other Liabilities	20,045	0.17	17,074	0.20	13,291	0.16	9,708	0.14	10,971	0.17	9,105	0.16
Total Liabilities from Window Takatful Operations - OPF	1,646,479	14.08	1,560,384	2.90	153,206	1.85	118,919	1.70	102,923	1.64	95,887	1.63
<b>Total Equity and Liabilities</b>	<b>11,697,481</b>	<b>100.00</b>	<b>9,744,767</b>	<b>100.00</b>	<b>8,283,190</b>	<b>100.00</b>	<b>7,004,212</b>	<b>100.00</b>	<b>6,287,100</b>	<b>100.00</b>	<b>5,868,253</b>	<b>100.00</b>
<b>Profit &amp; Loss Account</b>												
Net Premium Revenue	3,810,789	100.00	3,403,927	100.00	2,851,209	100.00	2,427,948	100.00	2,172,782	100.00	1,860,234	100.00
Net Claims	2,684,303	70.44	2,334,715	68.59	1,794,055	62.92	1,548,190	63.77	1,377,015	63.38	1,116,735	60.03
Expenses	1,004,238	26.35	933,080	27.41	916,748	31.79	764,292	31.48	658,995	30.33	647,055	34.78
Net Commission	81,121	2.13	50,207	1.47	22,405	0.79	61,811	2.55	49,050	2.26	124,677	6.70
Investment Income including Rental & Bank Deposits Returns	782,395	20.53	724,346	21.28	513,592	18.01	299,612	12.34	268,815	12.37	284,130	15.27
Other Income	20,912	0.55	35,636	1.05	14,826	0.52	27,379	1.13	8,133	0.37	8,800	0.47
Finance Cost	41,274	1.08	22,067	0.65	23,307	0.82	25,605	1.05	13,385	0.62	16,982	0.91
Profit Before Window Takatful Operations and Tax	965,402	25.33	924,254	27.15	667,922	23.43	478,662	19.71	449,385	20.68	497,102	26.72
Profit / (loss) from Window Takatful Operations - OPF	151,102	3.97	135,837	3.99	104,504	3.67	61,369	2.53	54,849	2.52	62,898	3.38
Profit before Tax	1,116,504	29.30	1,060,091	31.14	772,426	27.09	540,031	0.22	504,234	0.23	559,999	0.30
Taxation - net	421,834	11.07	404,191	11.87	339,908	11.92	193,442	7.97	137,355	6.32	164,841	8.86
<b>Profit After Tax</b>	<b>694,670</b>	<b>18.23</b>	<b>655,900</b>	<b>19.27</b>	<b>432,518</b>	<b>15.17</b>	<b>346,589</b>	<b>14.27</b>	<b>366,879</b>	<b>16.89</b>	<b>395,159</b>	<b>21.24</b>

# HORIZONTAL ANALYSIS

Balance Sheet	Rupees '000							% increase / (decrease) over preceding year				
	2025	2024	2023	2022	2021	2020	2025	2024	2023	2022	2021	2020
Cash and Bank Deposits	824,247	430,664	314,999	291,610	196,392	231,797	91.39	36.72	8.02	48.48	(15.27)	(32.27)
Loans to Employees	119	145	356	342	357	222	(17.93)	(59.27)	4.22	(4.35)	60.85	1,719.67
Investments	4,016,025	3,740,890	3,726,938	3,101,836	2,775,132	2,550,902	7.35	0.37	20.15	11.77	8.79	15.07
Investment Property	582,189	33,951	35,261	36,571	37,881	39,191	1,614.79	(3.72)	(3.58)	(3.46)	(3.34)	(3.23)
Deferred Taxation	-	-	8,372	35,595	21,945	13,748	(100.00)	(100.00)	(76.48)	62.20	59.62	(11.83)
Current Assets - without investments, advances, and cash and bank	3,758,223	3,291,044	3,420,665	2,763,033	2,515,054	2,338,914	14.20	(3.79)	23.80	9.86	7.53	4.05
Fixed Assets - Tangible and Intangible	487,942	361,162	331,631	405,136	405,135	383,751	35.10	8.90	(18.14)	0.00	5.57	34.22
House Building Finance	9,368	3,025	3,096	3,129	4,012	2,863	209.69	(2.29)	(1.05)	(22.02)	40.14	-
Total Assets from Window Takatful Operations - OPF	2,019,368	1,883,886	441,872	366,960	331,192	306,866	7.19	326.34	20.41	10.80	7.93	9.82
<b>Total Assets</b>	<b>11,697,481</b>	<b>9,744,767</b>	<b>8,283,190</b>	<b>7,004,212</b>	<b>6,287,100</b>	<b>5,868,254</b>	<b>20.04</b>	<b>17.65</b>	<b>18.26</b>	<b>11.41</b>	<b>7.14</b>	<b>8.04</b>
Share Holders' Equity	4,295,304	3,172,190	2,748,615	2,462,108	2,316,327	2,181,933	35.41	15.41	11.64	6.29	6.16	10.96
Underwriting Provisions	4,234,031	3,452,259	3,635,027	2,700,673	2,455,739	2,315,988	22.54	(4.95)	34.60	9.97	6.03	9.38
Staff Retirement Benefits	79,127	68,432	59,909	74,859	78,743	70,788	15.63	14.23	(19.97)	(4.93)	11.24	5.53
Deferred Taxation	26,226	93,727	-	-	-	-	(72.02)	100.00	-	-	-	-
Creditors and Accruals	870,546	1,148,995	1,445,940	1,379,129	1,066,156	929,642	(24.23)	(20.54)	4.84	29.36	14.68	(10.25)
Finance Lease Liability	386,517	154,813	158,038	199,754	213,106	209,092	149.67	(2.04)	(20.88)	(6.27)	1.92	108.28
Deposits and other payables	139,206	73,893	69,164	59,082	43,137	55,818	88.39	6.84	17.10	36.92	(22.72)	22.38
Other Liabilities	20,045	17,074	13,291	9,708	10,971	9,105	17.40	28.46	36.91	(11.51)	20.50	27.19
Total Liabilities from Window Takatful Operations - OPF	1,646,479	1,560,384	153,206	118,919	102,923	95,887	5.52	918.49	28.83	15.54	7.34	4.57
<b>Total Equity and Liabilities</b>	<b>11,697,481</b>	<b>9,744,767</b>	<b>8,283,190</b>	<b>7,004,212</b>	<b>6,287,100</b>	<b>5,868,253</b>	<b>20.04</b>	<b>17.65</b>	<b>18.26</b>	<b>11.41</b>	<b>7.14</b>	<b>8.04</b>
<b>Profit &amp; Loss Account</b>												
Net Premium Revenue	3,810,789	3,403,927	2,851,209	2,427,948	2,172,782	1,860,234	11.95	19.39	17.43	11.74	16.80	(7.74)
Net Claims	2,684,303	2,334,715	1,794,055	1,548,190	1,377,015	1,116,735	14.97	30.14	15.88	12.43	23.31	(10.72)
Expenses	1,004,238	933,080	906,326	764,292	658,995	647,055	7.63	2.95	18.58	15.98	1.85	1.22
Net Commission	81,121	50,207	22,405	61,811	49,050	124,677	61.57	124.09	(63.75)	26.02	(60.66)	51.10
Investment Income including Rental & Bank Deposits Returns	782,995	724,346	513,592	299,612	268,815	284,130	8.01	41.04	71.42	11.46	(5.39)	26.35
Other Income	20,912	35,636	14,826	27,379	8,133	8,800	(41.32)	140.36	(45.85)	236.63	(7.58)	(58.14)
Finance Cost	41,274	22,067	23,307	25,605	13,385	16,982	87.04	(5.32)	(8.98)	91.30	(21.18)	37.44
Profit Before Window Takatful Operations and Tax	965,402	924,254	667,922	478,662	449,385	497,102	4.45	38.38	39.54	6.51	(9.60)	12.39
Profit / (loss) from Window Takatful Operations - OPF	151,102	135,837	104,504	61,369	54,849	62,898	11.24	29.98	70.29	11.89	(12.80)	(6.34)
Profit before Tax	1,116,504	1,060,091	772,426	540,031	504,234	559,999	5.32	37.24	43.03	7.10	(9.96)	9.92
Taxation - net	421,834	404,191	339,908	193,442	137,355	164,841	4.37	18.91	75.72	40.83	(16.67)	11.66
<b>Profit After Tax</b>	<b>694,670</b>	<b>655,900</b>	<b>432,518</b>	<b>346,589</b>	<b>366,879</b>	<b>395,159</b>	<b>5.91</b>	<b>51.65</b>	<b>24.79</b>	<b>(5.53)</b>	<b>(7.16)</b>	<b>9.21</b>

# SIX YEARS PERFORMANCE

Financial Position	2025	2024	2023	2022	2021	2020
	Rupees in '000					
Paid Up Share Capital	1,006,627	719,019	719,019	719,019	719,019	719,019
Retained Profits	2,414,432	2,085,831	1,805,783	1,575,852	1,425,034	1,268,728
Reserves	874,245	367,340	223,813	167,238	172,274	193,656
Share Holders' Equity	4,295,304	3,172,190	2,748,615	2,462,109	2,316,327	2,181,403
Underwriting Reserve	2,624,926	2,077,374	2,062,367	1,823,622	1,719,511	1,493,846
Investments	4,016,025	3,740,890	3,726,938	3,101,833	2,775,132	2,560,902
Investment Property	582,189	33,951	35,261	36,571	37,881	39,191
Fixed Assets - Tangible and Intangible	487,942	361,162	331,631	405,136	405,135	383,751
Total Assets	11,697,481	9,744,767	8,283,190	7,004,209	6,287,356	5,868,254
Market Share Price	37.88	29.45	18.80	16.00	19.00	25.05
Breakup Value Per Share	42.67	44.12	38.23	34.24	32.22	30.34
<b>Financial Performance</b>						
Gross Premium Written including Takaful	7,617,480	6,511,592	5,550,191	4,500,149	4,009,173	3,331,066
Net Premium Revenue	3,810,789	3,403,927	2,851,209	2,427,948	2,172,781	1,860,234
Net Claims	2,684,303	2,334,715	1,794,055	1,548,190	1,377,015	1,116,735
Underwriting Income	221,266	197,531	173,233	186,438	193,743	231,906
Management and Other Expenses	1,004,238	933,080	916,748	764,292	658,995	647,055
Investment and Other Income	803,307	759,982	528,418	326,990	276,974	292,962
Finance Cost	41,274	22,067	23,307	25,605	13,385	16,982
Profit Before Window Takaful Operations and Tax	965,402	924,254	667,922	478,662	449,382	497,101
Profit / (loss) from Window Takaful Operations - OPF	151,102	135,837	104,504	61,369	54,849	62,898
Profit After Tax	694,670	655,900	432,518	346,590	366,878	395,158
Dividend	45.00%	45.00%	33.00%	29.00%	28%	28%
Bonus Shares	-	0%	-	-	-	-
Earning Per Share (Rs.) (Restated)	8.69	8.30	6.02	4.82	5.10	5.50
<b>Cash Flows Summary</b>						
Operating Activities	(34,687)	(344,193)	281,816	460,209	255,670	206,117
Investing Activities	(210,353)	900,024	(30,383)	(80,742)	(2,574)	(55,301)
Financing Activities	638,623	(440,166)	(228,044)	(284,249)	(288,502)	(261,256)
Cash & Cash Equivalents at the year end	824,247	430,664	314,999	291,610	196,392	231,797

# FINANCIAL RATIOS

	2025	2024	2023	2022	2021	2020
<b>Profitability</b>						
Profit Before Tax / Gross Premium	%	14.66	16.28	13.92	12.00	12.58
Profit Before Tax / Net Premium	%	29.30	31.14	27.09	22.24	23.21
Profit After Tax / Gross Premium	%	9.12	10.07	7.79	7.70	9.15
Profit After Tax / Net Premium	%	18.23	19.27	15.17	14.28	16.89
Underwriting Result / Gross Premium	%	2.90	3.03	3.12	4.14	4.83
Underwriting Result / Net Premium	%	5.81	5.80	6.08	7.68	8.92
Profit Before Tax / Total Income	%	21.43	22.31	22.31	17.21	17.95
Profit After Tax / Total Income	%	13.33	13.80	13.80	11.05	13.06
Combined ratio	%	86.48	84.77	94.40	82.90	79.79
Net Claims / Net Premium	%	70.44	68.59	62.92	63.77	63.38
Management and Other Expense / Net Premium	%	26.35	27.41	32.15	31.48	30.33
<b>Return to Share Holders</b>						
Return on Equity - PAT	%	16.17	20.68	15.74	14.08	16.82
Earning Growth	%	5.91	51.65	24.79	-5.53	-7.16
Return on Assets (Book value)	%	5.94	6.73	5.22	4.95	5.84
Earning Per Share (Rs.) (Restated)	Rs.	8.69	8.30	6.02	4.82	5.10
Breakup Value Per Share	Rs.	42.67	44.12	38.23	34.24	32.22
Market Share Price	Rs.	3788	29.45	18.80	16.00	19.00
<b>Performance / Liquidity</b>						
Current Ratio	Times	1.42	1.24	1.10	0.94	0.89
Cash / Current Liabilities	Times	0.12	0.07	0.06	0.07	0.05
Total Assets Turnover	Times	0.65	0.67	0.67	0.64	0.64
Fixed Assets Turnover	Times	15.61	18.03	16.74	11.11	9.90
Total Liabilities / Equity	Times	1.72	2.07	2.01	1.84	1.71
Paid-up Capital / Total Assets	%	8.61	7.38	8.68	10.27	11.44
Earning Assets / Total Assets	%	46.36	43.16	48.94	44.81	44.74
Equity / Total Assets	%	36.72	32.55	33.18	35.15	36.84
Cash Flow from Operations / Premium Written	%	-0.46	-5.29	5.08	10.23	6.38

# GENDER PAY GAP STATEMENT

The Gender pay gap for the year ended 31, 2025  
Gender Pay Gap calculation is based on all grades  
with female representation.  
Negative sign indicate higher pay for employees

<b>Mean</b>	<b>-7.19%</b>
<b>Median</b>	<b>-6.49%</b>



# STATEMENTS OF COMPLIANCE **AND REVIEW REPORT**

## **CONTENTS**

Review Report on Compliance with the CCG	62
Statement of Compliance with the Code of Corporate Governance (CCG)	63

## INDEPENDENT AUDITORS REVIEW REPORT

To the members of Askari General Insurance Company Limited

**Review Report on The Statement of Compliance contained in Listed Companies (Code of Corporate Governance) Regulations, 2019 and Code of Corporate Governance for Insurers, 2016**

We have reviewed the enclosed Statement of Compliance with the Listed Companies (Code of Corporate Governance) Regulations, 2019 and the Code of Corporate Governance for Insurers, 2016 (both herein referred to as 'the Regulations') prepared by the Board of Directors of Askari General Insurance Company Limited ('the Company') for the year ended December 31, 2025 in accordance with the requirements of regulation 36 of the Listed Companies (Code of Corporate Governance) Regulations, 2019 and provision lxxvi of the Code of Corporate Governance for Insurers, 2016.

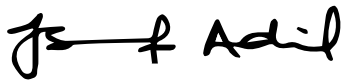
The responsibility for compliance with the Regulations is that of the Board of Directors of the Company. Our responsibility is to review whether the Statement of Compliance reflects the status of the Company's compliance with the provisions of the Regulations and report if it does not and to highlight any non-compliance with the requirements of the Regulations. A review is limited primarily to inquiries of the Company's personnel and review of various documents prepared by the Company to comply with the Regulations.

As a part of our audit of the financial statements we are required to obtain an understanding of the accounting and internal control systems sufficient to plan the audit and develop an effective audit approach. We are not required to consider whether the Board of Directors' statement on internal control covers all risks and controls or to form an opinion on the effectiveness of such internal controls, the Company's corporate governance procedures and risks.

The Regulations require the Company to place before the Audit Committee, and upon recommendation of the Audit Committee, place before the Board of Directors for their review and approval, its related party transactions. We are only required and have ensured compliance of this requirement to the extent of the approval of the related party transactions by the Board of Directors upon recommendation of the Audit Committee.

Based on our review, nothing has come to our attention which causes us to believe that the Statement of Compliance does not appropriately reflect the Company's compliance, in all material respects, with the requirements contained in the Regulations as applicable to the Company for the year ended December 31, 2025.

Further, we highlight that certain non-compliances with non-mandatory requirements of the Regulations, along with their explanations, are reflected in clause (35) of the Statement of Compliance.



Chartered Accountants

Islamabad

Date: 03 April 2026

UDIN: CR202510134K4W85xAfZ

# STATEMENT OF COMPLIANCE WITH THE CODE OF CORPORATE GOVERNANCE

## Name of the Company:

Askari General Insurance Company Limited (the Company)

**Year Ending:** 31 December 2025

This statement is being presented in compliance with the Code of Corporate Governance for Insurers, 2016 (CCG 2016) and the Listed Companies (Code of Corporate Governance) Regulations, 2019 (Regulations 2019) 6 for the purpose of establishing a framework of good governance, whereby an company is managed in compliance with the best practices of corporate governance.

The company has complied with the requirements of the Regulations contained in CCG 2016 and Regulations 2019 in the following manner:

1. The total number of directors are nine (09) as per the following:

a.	Male	Eight (08)
b.	Female	One (01)

2. The Company ensures the representation of independent, non-executive directors and facilitates directors representing minority interests on its Board of Directors. At present the Board includes:

Category	Name of Director
<b>Independent Directors</b>	Mr. M. Munir Malik Mr. Imran Iqbal
<b>Independent Female Director</b>	Ms. Saima Akbar Khattak
<b>Non-Executive Directors</b>	Maj Gen Syed Anis Akbar (Retd) Mr. Rizwan Ullah Khan Maj Gen Muhammad Ahmed Malik (Retd) Malik Riffat Mahmood Brig Salman Nazar (Retd)
<b>Executive Director (Chief Executive)</b>	Mr. Abdul Waheed

All independent directors meet the criteria of independence as laid down under the Code of Corporate Governance for Insurers, 2016 and Listed Companies (Code of Corporate Governance) Regulations, 2019.

- The directors have confirmed that none of them serve as a director on more than seven listed companies, including this company.
- The company has prepared a code of conduct and has ensured that appropriate steps have been taken to disseminate it throughout the company along with its supporting policies and procedures.
- The Board has developed a vision/mission statement, overall corporate strategy and significant policies of the company. The Board has ensured that the complete record of particulars of the significant policies along with their date of approval or updating is maintained by the company.

- All powers of the Board have been duly exercised and decisions on material transactions, including appointment and determination of remuneration and terms and conditions of employment of the Chief Executive Officer, other executive directors and the key officers, have been taken by the Board.
- The meetings of the Board were presided over the Chairman and, in his absence, by a director elected by the Board for this purpose and the Board met at least once in every quarter. Written notices of the Board meetings, along with agenda and working papers, were circulated at least seven (7) days before the meeting. The minutes of the meeting were appropriately recorded and circulated.
- The Board has a formal policy and transparent procedures for remuneration of directors in accordance with the Act and these Regulations 2019.
- No orientation courses/training programs have been conducted for directors during the year to apprise them of their duties and responsibilities. However, policies regarding roles and responsibilities of directors were provided to the Directors, where applicable.
- The Board has approved the appointment of chief financial officer, company secretary and head of internal audit, including their remuneration and terms and conditions of employment and complied with relevant requirements of the Regulations 2019.
- Chief financial officer and chief executive officer duly endorsed the financial statements before the approval of the Board.
- All the resident directors of the insurer are registered as taxpayers and none of them has defaulted on payment of any loan to a banking company, a development financial institution (DFI) or a non-banking financial institution (NBFI) or, being a member of the stock exchange, has been declared as a defaulter by a stock exchange.
- Casual vacancy occurred on the Board on 24th April 2025 which was filled by the directors within 90 days thereof.
- The Directors' Report for this year has been prepared in compliance with the requirements of the Code of Corporate Governance for Insurers, 2016 and Listed Companies (Code of Corporate Governance) Regulations, 2019 and fully describes the salient matters required to be disclosed.
- The Directors, Chief Executive Officer and other executives do not hold any interest in the shares of the insurer other than disclosed in the pattern of shareholding.
- The Board has established a system of sound internal control, which is effectively implemented at all levels within the insurer. The insurer has adopted and complied with all the necessary aspects of internal controls given under the Code of Corporate Governance for Insurers, 2016.
- The Company has complied with all the corporate and financial reporting requirements of the Code of Corporate Governance for Insurers, 2016 and Listed Companies (Code of Corporate Governance) Regulations, 2019.

# STATEMENT OF COMPLIANCE WITH THE CODE OF CORPORATE GOVERNANCE

18. The Board has formed the following Management Committees under the Code of Corporate Governance for Insurers, 2016.

#### Underwriting, Reinsurance & Coinsurance Committee:

Name of the Member	Category
Maj Gen Muhammad Ahmed Malik	Chairman
Mr. Shahzad Ameer	Member
Mr. Zaheer Abbas	Member
Dr. Khurram Sheraz	Member

#### Claims Settlement Committee:

Name of the Member	Category
Malik Riffat Mahmood	Chairman
Mr. Abdul Waheed	Member
Mr. M. Qasim	Member
Mr. Nadeem Ahmad	Member

#### Executive, Risk Management & Compliance Committee:

Name of the Member	Category
Maj Gen Muhammad Ahmed Malik	Chairman
Mr. Rizwan Ullah Khan	Member
Brig. Salman Nazar (Retd)	Member
Mr. Abdul Waheed	Member

19. The Board has formed the following Board Committees under the Code of Corporate Governance for Insurers, 2016 and Listed Companies (Code of Corporate Governance) Regulations, 2019:

#### Ethics, Human Resource & Remuneration Committee:

Name of the Member	Category
Mr. Imran Iqbal	Chairman
Brig Salman Nazar (Retd)	Member
Mr. Abdul Waheed	Member

#### Investment Committee:

Name of the Member	Category
Malik Riffat Mahmood	Chairman
Mr. M. Munir Malik	Member
Mr. Abdul Waheed	Member
Mr. Suleman Khalid	Member
Mr. Shahid Qayyum	Member

20. The Board has formed an Audit Committee. It comprises three (3) members, of whom one is independent director and two are non-executive directors. The chairman of the Committee is an independent director. The composition of the Audit Committee is as follows:

#### Audit Committee:

Name of the Member	Category
Mr. M. Munir Malik	Chairman
Malik Riffat Mahmood	Member
Brig Salman Nazar (Retd)	Member

21. The terms of reference of the aforesaid committees have been formed, documented and advised to the committees for compliance.

22. During the year meeting of the Committees, were held as follows:

Committee	No of Meetings
Underwriting, Reinsurance & Coinsurance Committee	2
Claims Settlement Committee	2
Executive, Risk Management & Compliance Committee	2
Ethics, Human Resource & Remuneration Committee	2
Investment Committee	2
Audit Committee	5

23. The Board has set up an effective internal audit function who is considered suitable to be qualified and experienced for the purpose and is conversant with the policies and procedures of the Company and they are involved in the internal audit function on regular basis.

24. The Chief Executive Officer, Chief Financial Officer, Compliance Officer and the Head of Internal Audit possess such qualifications and experience as required under the Code of Corporate Governance for Insurers, 2016. The persons heading the underwriting, claim, reinsurance, risk management and grievance functions / departments possess qualification and experience of direct relevance to their respective functions, as required under Section-12 of the Insurance Ordinance, 2000 (Ordinance No. XXXIX of 2000):

Name of Persons	Designation
Mr. Abdul Waheed	Chief Executive Officer
Mr. Zaheer Abbas	Head of Underwriting
Mr. Shahzad Ameer	Head of Reinsurance
Mr. M. Qasim	Head of Claims
Mr. Hassan Shafiq	Head of Risk Management
Mr. Anwar Ahmed Malik	Compliance Officer / Head of Grievance Function
Mr. Suleman Khalid	Chief Financial Officer
Mr. Waqas Ali	Company Secretary
Ms. Manahil Younas	Head of Internal Audit

Further, during the year 2025, the Head of Internal Audit of the Company resigned. Consequently, the Board appointed Ms. Manahil Younas as the Head of Internal Audit.

25. The Statutory auditors of the company have been appointed from the panel of auditors approved by the Commission in terms of Section 48 of the Insurance Ordinance, 2000 (Ordinance No. XXXIX of 2000). The statutory auditors of the company have confirmed that they have been given a satisfactory rating under the Quality Control Review program of the Institute of Chartered Accountants of Pakistan and registered with Audit Oversight Board of Pakistan, that they and all their partners are in compliance with International Federation of Accountants (IFAC) guidelines on code of ethics as adopted by the Institute of Chartered Accountants of Pakistan and that they and the partners of the firm involved in the audit are not a close relative (spouse, parent, dependent and non-dependent children) of the chief executive officer, chief financial officer, head of internal audit, company secretary or director of the company.
26. The statutory auditors or the persons associated with them have not been appointed to provide other services except in accordance with the Act, these Regulations or any other regulatory requirement and the auditors have confirmed that they have observed IFAC guidelines in this regard.
27. The Board ensures that the appointed actuary complies with the requirements set out for him in the Code of Corporate Governance for Insurers, 2016.
28. The Board ensures that the investment policy of the Company has been drawn up in accordance with the provisions of the Code of Corporate Governance for Insurers, 2016.
29. The Board ensures that the risk management system of the Company is in place as per the requirements of the Code of Corporate Governance for Insurers, 2016.
30. The Board has set up a risk management function/ department, which carries out its tasks as covered under the Code of Corporate Governance for Insurers, 2016.

31. The Board ensured that, as part of the risk management system, the Company obtained IFS rating from PACRA and VIS, which is being used by its risk management function/department and the respective Committee as a risk monitoring tool. The ratings assigned by the rating agencies are as follows:

Rating Agency	Rating	Outlook	Date
PACRA – Pakistan	AA+	Stable	4 February, 2026
VIS – Pakistan	AA+	Stable	24 December, 2025

32. The Board has set up a grievance department/function, which fully complies with the requirements of the Code of Corporate Governance for Insurers, 2016.
33. The Company has not obtained any exemptions from the Securities & Exchange Commission of Pakistan in respect of any of the requirements of the Code of Corporate Governance for Insurers, 2016 and Listed Companies (Code of Corporate Governance) Regulations, 2019.
34. We confirm that all requirements of regulations 3, 6, 7, 8, 27, 32, 33 and 36 of the Listed Companies (Code of Corporate Governance) Regulations, 2019 and regulations contained in the Code of Corporate Governance for Insurers, 2016 have been complied with; and
35. Explanation for non-compliance with requirements, other than regulations 3, 6, 7, 8, 27, 32, 33 and 36 are below;

S. No	Requirement	Explanation	Regulation Reference
1.	<b>Nomination Committee:</b> The Board may constitute a separate committee, designated as the nomination committee, of such number and class of directors, as it may deem appropriate in its circumstances.	The Board has not yet formed a separate Nomination Committee; its functions are currently managed by the Board itself. A Nomination Committee will be considered when required.	29
2.	<b>Disclosure of significant policies on website:</b> The Company may post key elements of its significant policies, brief synopsis of terms of reference of the Board's committees on its website and key elements of the directors' remuneration policy.	The significant accounting policies and Terms of Reference (TORs) of the Board Committees are disclosed in the Annual Report, which is available on the Company's website. In addition, the Code of Ethics and the Directors' Remuneration Policy are also accessible on the Company's website for reference by stakeholders.	35

# STATEMENT OF COMPLIANCE WITH THE CODE OF CORPORATE GOVERNANCE

3.	<p><b>Directors' Training:</b></p> <p>Companies are encouraged to arrange training for at least one female executive every year under the Directors' Training Program from year July 2020.</p>	The Company currently has one female executive, and the Board will consider arranging the Directors' Training Program for the female executive at an appropriate time.	19(3)
4.	<p><b>Directors' Training:</b></p> <p>It is encouraged that by 30 June 2022, all the directors on the Board should have acquired the prescribed certification under any director training program offered by institutions, local or foreign, that meet the criteria specified by the Commission and approved by it.</p>	The Board is fully aware of its roles and actively engages in meetings with experienced directors present on the Board. Thus, the matters of corporate governance are actively discussed in the Board meetings and separate training may not be required for the time being.	19(1)
5.	<p><b>Directors' Training:</b></p> <p>Companies are encouraged to arrange training for at least one head of department every year under the Directors' Training Program from July 2022.</p>	Based on the limited interaction of the heads of departments with the Board of Directors, the management is of the view that such training may not be required for the time being. When deemed necessary, the Company will plan such training.	19(3)
6.	<p><b>Role of the Board and its members to address Sustainability Risks and Opportunities:</b></p> <p>The board is responsible for the governance and oversight of sustainability risks and opportunities within the Company by setting the Company's sustainability strategies, priorities and targets to create long term corporate value.</p>	On June 12, 2024, SECP introduced Regulation 10A. The Board is currently assessing its impact and will ensure compliance in due course.	10(A)
7.	<p><b>Responsibilities of the Board and its members:</b></p> <p>The Board is responsible for adoption of corporate governance practices by the Company</p>	Non-mandatory provisions of the Regulations are partially complied with, and the Company is working towards increase its level of compliance.	10(1)

Maj Gen Syed Anis Akbar (Retd)

Chairman – Board of Directors

Abdul Waheed

President & Chief Executive

Rawalpindi

March 16th, 2026

# UNCONSOLIDATED FINANCIAL STATEMENTS

FOR THE YEAR ENDED 31 DECEMBER 2025

## CONTENTS

Auditors' Report to the Members on Unconsolidated Financial Statements	68
Statement of Financial Position	72
Statement of Comprehensive Income	74
Cash Flow Statement	75
Statement of Changes in Equity	77
Notes to and forming part of the Financial Statements	78



---

## INDEPENDENT AUDITORS' REPORT

To the members of Askari General Insurance Company Limited

Report on the Audit of the Unconsolidated Financial Statements

### Opinion

We have audited the annexed unconsolidated financial statements of Askari General Insurance Company Limited (the Company), which comprise the unconsolidated statement of financial position as at December 31, 2025, and the unconsolidated statement of comprehensive income, the unconsolidated statement of changes in equity and the unconsolidated statement of cash flows for the year then ended, and notes to the unconsolidated financial statements, including material accounting policy and other explanatory information and we state that we have obtained all the information and explanations which, to the best of our knowledge and belief, were necessary for the purposes of the audit.

In our opinion and to the best of our information and according to the explanations given to us, the unconsolidated statement of financial position, the unconsolidated statement of comprehensive income, the unconsolidated statement of changes in equity and the unconsolidated statement of cash flows together with the notes forming part thereof, conform with the accounting and reporting standards as applicable in Pakistan and give the information required by the Insurance Ordinance, 2000 and the Companies Act, 2017 (XIX of 2017), in the manner so required and respectively give a true and fair view of the state of Company's affairs as at December 31, 2025, and the total comprehensive income, the changes in equity and its cash flows for the year then ended.

### Basis for Opinion

We conducted our audit in accordance with International Standards on Auditing (ISAs) as applicable in Pakistan. Our responsibilities under those standards are further described in the Auditor's Responsibilities for the Audit of the Unconsolidated Financial Statements section of our report. We are independent of the Company in accordance with the International Ethics Standards Board for Accountants' Code of Ethics for Professional Accountants as adopted by the Institute of Chartered Accountants of Pakistan (the Code) and we have fulfilled our other ethical responsibilities in accordance with the Code. We believe that the audit evidence we have obtained is sufficient and appropriate to provide a basis for our opinion.

### Key Audit Matters

Key audit matters are those matters that, in our professional judgment, were of most significance in our audit of the unconsolidated financial statements of the current period. These matters were addressed in the context of our audit of the unconsolidated financial statements as a whole, and in forming our opinion thereon, and we do not provide a separate opinion on these matters.

Following are the key audit matters:

S. No	Key audit matter(s)	How the matters were addressed in our audit
1	<p><b>Revenue Recognition</b></p> <p>(Refer notes 3.8.1 and 24 of the unconsolidated financial statements)</p> <p>The Company's gross premium earned amounts to Rs. 5,790,695 million which is generated from premium on insurance policies representing a significant element of the financial statements of the Company.</p> <p>Premium income is one of the key performance indicators of the Company. Because of the significance of the premium as key performance indicator and that it was considered as an area of significant audit risk as part of our audit process, we considered this area as a key audit matter.</p>	<p>Our audit procedures in respect of this matter included the following:</p> <ul style="list-style-type: none"> <li>- Obtained an understanding of and evaluated the design and implementation of key controls over the process of capturing, processing and recording of premiums;</li> <li>- Checked the premiums recorded on sample basis from the underlying policies issued to insurance contract holders;</li> <li>- Checked the policies on sample basis where premium was recorded close to year end and subsequent to year end to evaluate that revenue from premiums was recognized in the appropriate accounting period;</li> <li>- Recalculated the unearned portion of premium revenue based on insurance policy issued to ensure that appropriate amount has been recorded as revenue for the current period; and</li> <li>- Assessed the relevant presentation and disclosures made in the unconsolidated financial statements to ascertain whether these are in accordance with the accounting and reporting standards as applicable in Pakistan.</li> </ul>
2	<p><b>Valuation of Claims Liabilities including Provision for Incurred but Not Reported (IBNR) Claims Reserves</b></p> <p>(Refer notes 3.9 and 25 of the annexed unconsolidated financial statements)</p> <p>As at December 31, 2025, claims liabilities represent 20% (Rs. 1,462.891 million including Rs. 712.132 million of IBNR reserves) of its total liabilities (including Window Takaful Operations' Liabilities). Valuation of claim liabilities involves significant management judgment regarding uncertainty in the estimation of claims. Claims liabilities are recognized on intimation of the insured event based on management judgment and estimate.</p> <p>Provision for IBNR is calculated by the Company as required under Circular No. 9 of 2016 issued by the Securities and Exchange Commission of Pakistan based on the advice of actuary. The actuarial valuation process also involves significant judgment and the use of actuarial assumptions.</p> <p>Because of the significance of the impact of these judgments / estimations and assumptions used in determination of claims liabilities and calculation of provision for IBNR, we consider this area as key audit matter.</p>	<p>Our audit procedures in relation to this matter included amongst others:</p> <ul style="list-style-type: none"> <li>- Obtain an understanding of and evaluated the design and implementation of key controls over the process of capturing, determination and recording of claims liabilities;</li> <li>- Assessed the appropriateness of the Company's accounting policy for recognition and measurement of IBNR Reserve in line with requirements of laws, accounting and reporting standards as applicable in Pakistan;</li> <li>- Evaluated the completeness, accuracy and reliability of the underlying data utilized for the purposes of measurement by reference to its source;</li> <li>- Inspected the report submitted by the Management's Appointed Actuary for the year ended December 31, 2025, in respect of the IBNR reserves and the related methods and assumptions used for this purpose;</li> <li>- Involved an independent auditor's actuarial expert to assist us in evaluation of general principles, actuarial assumptions and methods used for actuarial valuations by the Company for calculation of provision for IBNR;</li> <li>- Checked the adequacy of IBNR reserves in accordance with applicable requirements and assessed consistency and reasonableness of actuarial methods with the prior year; and</li> <li>- Assessed the appropriateness of disclosures made in the financial statements to ascertain whether these are complied with the accounting and reporting standards as applicable in Pakistan.</li> </ul>

# ◆ YOUSUF ADIL

---

## Information Other than the Financial Statements and Auditor's Reports Thereon

Management is responsible for the other information. The other information comprises the information included in the annual report, but does not include the unconsolidated financial statements and our auditor's report thereon.

Our opinion on the unconsolidated financial statements does not cover the other information and we do not express any form of assurance conclusion thereon.

In connection with our audit of the unconsolidated financial statements, our responsibility is to read the other information and, in doing so, consider whether the other information is materially inconsistent with the unconsolidated financial statements or our knowledge obtained in the audit or otherwise appears to be materially misstated. If, based on the work we have performed, we conclude that there is a material misstatement of this other information, we are required to report that fact. We have nothing to report in this regard.

## Responsibilities of Management and Board of Directors for the Unconsolidated Financial Statements

Management is responsible for the preparation and fair presentation of the unconsolidated financial statements in accordance with accounting and reporting standards as applicable in Pakistan and the requirements of Insurance Ordinance, 2000 and, the Companies Act, 2017 (XIX of 2017), and for such internal control as management determines is necessary to enable the preparation of the unconsolidated financial statements that are free from material misstatement, whether due to fraud or error.

In preparing the unconsolidated financial statements, management is responsible for assessing the Company's ability to continue as a going concern, disclosing, as applicable, matters related to going concern and using the going concern basis of accounting unless management either intends to liquidate the Company or to cease operations, or has no realistic alternative but to do so.

Board of directors are responsible for overseeing the Company's financial reporting process.

## Auditor's Responsibilities for the Audit of the Unconsolidated Financial Statements

Our objectives are to obtain reasonable assurance about whether the unconsolidated financial statements as a whole are free from material misstatement, whether due to fraud or error, and to issue an auditor's report that includes our opinion. Reasonable assurance is a high level of assurance, but is not a guarantee that an audit conducted in accordance with ISAs as applicable in Pakistan will always detect a material misstatement when it exists. Misstatements can arise from fraud or error and are considered material if, individually or in the aggregate, they could reasonably be expected to influence the economic decisions of users taken on the basis of these unconsolidated financial statements.

As part of an audit in accordance with ISAs as applicable in Pakistan, we exercise professional judgment and maintain professional skepticism throughout the audit. We also:

- Identify and assess the risks of material misstatement of the unconsolidated financial statements, whether due to fraud or error, design and perform audit procedures responsive to those risks, and obtain audit evidence that is sufficient and appropriate to provide a basis for our opinion. The risk of not detecting a material misstatement resulting from fraud is higher than for one resulting from error, as fraud may involve collusion, forgery, intentional omissions, misrepresentations, or the override of internal control.
- Obtain an understanding of internal control relevant to the audit in order to design audit procedures that are appropriate in the circumstances, but not for the purpose of expressing an opinion on the effectiveness of the Company's internal control.
- Evaluate the appropriateness of accounting policies used and the reasonableness of accounting estimates and related disclosures made by management.
- Conclude on the appropriateness of management's use of the going concern basis of accounting and, based on the audit evidence obtained, whether a material uncertainty exists related to events or conditions that may cast significant doubt on the Company's ability to continue as a going concern. If we conclude that a material uncertainty exists, we are required to draw attention in our auditor's report to the related disclosures in the unconsolidated financial statements or, if such disclosures are inadequate, to modify our opinion. Our conclusions are based on the audit evidence obtained up to the date of our auditor's report. However, future events or conditions may cause the Company to cease to continue as a going concern.

- Evaluate the overall presentation, structure and content of the unconsolidated financial statements, including the disclosures, and whether the unconsolidated financial statements represent the underlying transactions and events in a manner that achieves fair presentation.

We communicate with the board of directors regarding, among other matters, the planned scope and timing of the audit and significant audit findings, including any significant deficiencies in internal control that we identify during our audit.

We also provide the board of directors with a statement that we have complied with relevant ethical requirements regarding independence, and to communicate with them all relationships and other matters that may reasonably be thought to bear on our independence, and where applicable, related safeguards.

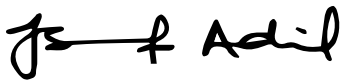
From the matters communicated with the board of directors, we determine those matters that were of most significance in the audit of the unconsolidated financial statements of the current period and are therefore the key audit matters. We describe these matters in our auditor's report unless law or regulation precludes public disclosure about the matter or when, in extremely rare circumstances, we determine that a matter should not be communicated in our report because the adverse consequences of doing so would reasonably be expected to outweigh the public interest benefits of such communication.

#### Report on Other Legal and Regulatory Requirements

Based on our audit, we further report that in our opinion:

- proper books of account have been kept by the Company as required by the Insurance Ordinance, 2000 and the Companies Act, 2017 (XIX of 2017);
- the unconsolidated statement of financial position, the unconsolidated statement of comprehensive income, the unconsolidated statement of changes in equity and the unconsolidated statement of cash flows together with the notes thereon have been drawn up in conformity with the Insurance Ordinance, 2000, the Companies Act, 2017 (XXI of 2017), and are in agreement with the books of account;
- investments made, expenditure incurred and guarantees extended during the year were for the purpose of the company's business; and;
- zakat deductible at source under the Zakat and Ushr Ordinance, 1980 (XVIII of 1980), was deducted by the Company and deposited in the Central Zakat Fund established under section 7 of that Ordinance.

The engagement partner on the audit resulting in this independent auditor's report is Mr. Shahzad Ali.



Chartered Accountants  
Islamabad

Date: 03 April 2026

UDIN: AR202510134indsLy70I

# UNCONSOLIDATED STATEMENT OF FINANCIAL POSITION

## AS AT 31 DECEMBER 2025

		31 December 2025	31 December 2024 Restated	1 January 2024 Restated
	Note	Rupees in thousand		
<b>ASSETS</b>				
Property and equipment	5	485,234	357,369	324,278
Intangible assets	6	2,708	3,793	7,353
Investment property	7	582,189	33,951	35,261
Investment in subsidiary	8	10,000	10,000	10,000
Investments				
- Equity securities	9	2,897,034	1,652,671	732,845
- Debt securities	10	1,108,991	2,078,219	2,984,093
Loans and other receivables	11	340,312	313,893	259,756
Insurance / Reinsurance receivables	12	1,727,761	1,582,456	1,464,458
Reinsurance recoveries against outstanding claims	25	709,882	580,698	888,923
Salvage recoveries accrued		2,393	2,633	2,633
Deferred commission expense / Acquisition cost	26	166,692	140,768	154,757
Deferred taxation	15	-	-	8,372
Prepayments	16	820,670	673,766	653,590
Cash and bank	17	824,247	430,664	314,999
		<b>9,678,113</b>	<b>7,860,881</b>	<b>7,841,318</b>
<b>Total assets from Window Takaful Operations</b>				
- Operator's Fund and Participants' Takaful Fund	44	2,019,368	1,883,886	1,286,813
<b>Total Assets</b>		<b>11,697,481</b>	<b>9,744,767</b>	<b>9,128,131</b>

Suleman Khalid  
Chief Financial Officer

Abdul Waheed  
President & Chief Executive

Malik Riffat Mahmood  
Director

Maj Gen Muhammad Ahmed Malik (Retd)  
Director

Maj Gen Syed Anis Akbar (Retd)  
Chairman

		31 December 2025	31 December 2024 Restated	1 January 2024 Restated
	Note	Rupees in thousand		
<b>EQUITY AND LIABILITIES</b>				
<b>Capital and reserves attributable to Company's equity holders</b>				
Ordinary share capital	18	1,006,627	719,019	719,019
Share premium	19	746,894	121,161	121,161
Reserves	19	127,351	246,179	102,652
Unappropriated profit		2,414,434	2,085,831	1,805,783
<b>Total Equity</b>		<b>4,295,306</b>	<b>3,172,190</b>	<b>2,748,615</b>
<b>Liabilities</b>				
Underwriting Provisions				
- Outstanding claims including IBNR	25	1,462,891	1,253,366	1,450,640
- Unearned premium reserves	24	2,624,926	2,077,374	2,062,367
- Unearned reinsurance commission	26	146,214	124,519	122,020
Retirement benefit obligations	13	15,697	12,022	9,038
Deferred taxation	15	26,225	93,727	-
Staff compensated absences	14	63,429	56,410	50,871
Liabilities against ROU assets - secured	20	386,517	154,813	158,038
Taxation - provision less payment		44,827	68,009	92,691
Premium received in advance		30,142	27,362	194,993
Insurance / Reinsurance payables	21	429,614	737,469	889,529
Unclaimed dividends		20,045	17,074	13,291
Other creditors and accruals	22	365,963	316,155	268,727
Deposits and other payables		139,206	73,893	69,164
		<b>5,755,696</b>	<b>5,012,193</b>	<b>5,381,369</b>
<b>Total liabilities from Window Takaful Operations</b>				
- Operator's Fund and Participants' Takaful Fund	44	1,646,479	1,560,384	998,147
<b>Total Liabilities</b>		<b>7,402,175</b>	<b>6,572,577</b>	<b>6,379,516</b>
<b>Total Equity and Liabilities</b>				
		<b>11,697,481</b>	<b>9,744,767</b>	<b>9,128,131</b>
Contingencies and commitments	23			

The annexed notes 1 to 48 form an integral part of these unconsolidated financial statements.

Suleman Khalid  
Chief Financial Officer

Abdul Waheed  
President & Chief Executive

Malik Riffat Mahmood  
Director

Maj Gen Muhammad Ahmed Malik (Retd)  
Director

Maj Gen Syed Anis Akbar (Retd)  
Chairman

# UNCONSOLIDATED STATEMENT OF COMPREHENSIVE INCOME

## FOR THE YEAR ENDED 31 DECEMBER 2025

		2025	2024
	Note	Rupees in thousand	
Net insurance premium		3,810,789	3,403,927
Net insurance claims	25	(2,684,303)	(2,334,715)
Net commission and other acquisition costs	26	81,121	50,207
Insurance claims and acquisition expenses		(2,603,182)	(2,284,508)
Management expenses	27	(986,342)	(921,888)
Underwriting results		221,265	197,531
Investment income	28	720,805	660,067
Rental income	29	26,653	7,014
Other income	30	55,853	92,901
Other expenses	31	(17,897)	(11,192)
Results of operating activities		1,006,679	946,321
Finance costs	32	(41,274)	(22,067)
<b>Profit before tax from General Operations</b>		<b>965,405</b>	<b>924,254</b>
<b>Profit before tax from Window Takaful Operations - OPF</b>	33	<b>151,102</b>	<b>135,837</b>
<b>Profit before tax</b>		<b>1,116,507</b>	<b>1,060,091</b>
Income tax expense	34	(421,835)	(404,191)
<b>Profit after tax</b>		<b>694,672</b>	<b>655,900</b>
<b>Other comprehensive income:</b>			
<b>Items that will be reclassified subsequently to profit and loss account:</b>			
Unrealised (loss)/gain on available for sale investments - net		(115,830)	140,812
Unrealized (loss)/gain on available for sale investments from Window Takaful Operations - OPF (net)		(2,998)	2,715
		(118,828)	143,527
<b>Items that will not be reclassified subsequently to profit and loss account:</b>			
Effect of remeasurement of staff retirement benefit plans - net		(2,597)	1,710
<b>Total comprehensive income for the year</b>		<b>573,247</b>	<b>801,137</b>
			Restated
Earnings (after tax) per share - Rupees	35	8.69	8.30

The annexed notes 1 to 48 form an integral part of these unconsolidated financial statements.

Suleman Khalid  
Chief Financial Officer

Abdul Waheed  
President & Chief Executive

Malik Riffat Mahmood  
Director

Maj Gen Muhammad Ahmed Malik (Retd)  
Director

Maj Gen Syed Anis Akbar (Retd)  
Chairman

# UNCONSOLIDATED CASH FLOW STATEMENT

## FOR THE YEAR ENDED 31 DECEMBER 2025

	2025	2024
Rupees in thousand		
<b>Operating cash flows</b>		
<b>a) Underwriting activities:</b>		
Premium received	6,143,996	5,138,591
Reinsurance premium paid	(2,242,477)	(2,510,877)
Claims paid	(3,448,379)	(3,464,080)
Reinsurance and other recoveries received	677,778	1,368,038
Commission paid	(365,406)	(360,419)
Commission received	444,191	663,695
Management expenses paid	(853,334)	(796,471)
<b>Net cash flows generated from underwriting activities</b>	<b>356,369</b>	<b>38,477</b>
<b>b) Other operating activities:</b>		
Income tax paid	(512,516)	(326,774)
Other expenses paid	(13,032)	(11,020)
Other operating receipts / (payments)	134,466	(45,087)
Advances to employees	26	211
<b>Net cash used in other operating activities</b>	<b>(391,056)</b>	<b>(382,670)</b>
<b>Total cash flow generated from all operating activities</b>	<b>(34,687)</b>	<b>(344,193)</b>
<b>Investing activities:</b>		
Profit / return received	243,699	428,547
Dividends received	33,650	66,838
Payments for investments	(6,663,420)	(3,619,759)
Proceeds from investments	6,881,335	4,104,043
Fixed capital expenditure	(720,812)	(83,907)
Proceeds from disposal of fixed assets	15,195	4,262
<b>Total cash used in investing activities</b>	<b>(210,353)</b>	<b>900,024</b>
<b>Financing activities:</b>		
Financial charges paid	(41,274)	(22,067)
Repayment of obligation under finance lease	123,449	(52,252)
Dividend paid	(359,137)	(371,992)
Staff house building finance - net	(5,841)	56
Mark-up on staff house building finance received	352	643
Funds Amortized Against Leased Vehicles	11,695	5,522
Proceed from issue of Right shares	920,344	-
Equity transactions costs paid	(10,965)	(76)
<b>Total cash used in financing activities</b>	<b>638,623</b>	<b>(440,166)</b>
<b>Net cash used in all activities</b>	<b>393,583</b>	<b>115,665</b>
<b>Cash and cash equivalents at beginning of the year</b>	<b>430,664</b>	<b>314,999</b>
<b>Cash and cash equivalents at end of the year</b>	<b>824,247</b>	<b>430,664</b>

The annexed notes 1 to 48 form an integral part of these unconsolidated financial statements.

Suleman Khalid  
Chief Financial Officer

Abdul Waheed  
President & Chief Executive

Malik Riffat Mahmood  
Director

Maj Gen Muhammad Ahmed Malik (Retd)  
Director

Maj Gen Syed Anis Akbar (Retd)  
Chairman

# UNCONSOLIDATED CASH FLOW STATEMENT

## FOR THE YEAR ENDED 31 DECEMBER 2025

	2025	2024
	Rupees in thousand	
<b>Reconciliation to Profit and Loss Account</b>		
Operating cash flows	(34,687)	(344,193)
Depreciation expense	(141,361)	(100,788)
Financial charges	(41,274)	(22,067)
Gain on disposal of fixed assets	2,508	338
Increase / (decrease) in assets other than cash	690,227	(417,798)
(Increase) / decrease in liabilities other than running finance	(778,266)	756,038
Unrealized gain on investments - held for trading	19,899	12,681
Provision For Diminution In Value Of Investments	20,272	16,376
Dividend income	33,720	66,838
Investment income	610,109	512,375
Profit on bank deposits	34,936	65,883
Income tax provision	(421,835)	(404,191)
Gain on trading	36,806	51,797
Tax paid	512,516	326,774
<b>Profit after taxation from General Insurance Operations</b>	<b>543,570</b>	<b>520,063</b>
<b>Profit from Window Takaful Operations - OPF</b>	<b>151,102</b>	<b>135,837</b>
<b>Profit after taxation</b>	<b>694,672</b>	<b>655,900</b>

### Definition of cash :

Cash comprises cash in hand, bank balances, stamp in hand and short term placements with banks which are readily convertible to cash in hand and which are used in the cash management function on a day-to-day basis.

	2025	2024
	Rupees in thousand	
<b>Cash for the purpose of cash flow statement consists of:</b>		
<b>Cash and other equivalents</b>		
Cash in hand	1,020	1,567
Stamp in hand	4,490	1,276
	5,510	2,843
<b>Current and other accounts</b>		
Current accounts	72,248	47,588
Deposit accounts	746,489	380,233
	818,737	427,821
<b>Total</b>	<b>824,247</b>	<b>430,664</b>

The annexed notes 1 to 48 form an integral part of these unconsolidated financial statements.

Suleman Khalid  
Chief Financial Officer

Abdul Waheed  
President & Chief Executive

Malik Riffat Mahmood  
Director

Maj Gen Muhammad Ahmed Malik (Retd)  
Director

Maj Gen Syed Anis Akbar (Retd)  
Chairman

# UNCONSOLIDATED STATEMENT OF CHANGES IN EQUITY

## FOR THE YEAR ENDED 31 DECEMBER 2025

	Share capital		Reserves			Total reserves	Total equity
	Issued, subscribed and paid up	Capital reserve	Revenue reserve				
		Share premium	General reserve	Available for sale investment revaluation reserve	Unappropriated profit		
Rupees in thousand							
Balance as at 01 January 2024	719,019	121,161	70,000	32,652	1,805,783	2,029,596	2,748,615
<b>Total comprehensive income for the year</b>							
Profit for the year	-	-	-	-	655,900	655,900	655,900
Other comprehensive income for the year	-	-	-	143,527	1,710	145,237	145,237
Total comprehensive income for the year	-	-	-	143,527	657,610	801,137	801,137
<b>Changes in owners' equity</b>							
Final Cash dividend 2023 : (Rupees 3.25 per share)	-	-	-	-	(233,682)	(233,682)	(233,682)
Interim Cash dividend 2024: (Rupees 2.00 per share)	-	-	-	-	(143,804)	(143,804)	(143,804)
Equity transaction costs	-	-	-	-	(76)	(76)	(76)
	-	-	-	-	(377,562)	(377,562)	(377,562)
Balance as at 31 December 2024	719,019	121,161	70,000	176,179	2,085,831	2,453,171	3,172,191
Balance as at 01 January 2025	719,019	121,161	70,000	176,179	2,085,831	2,453,171	3,172,190
<b>Total comprehensive income for the year</b>							
Profit for the year	-	-	-	-	694,672	694,672	694,672
Other comprehensive loss for the year - net of tax	-	-	-	(118,828)	(2,597)	(121,425)	(121,425)
Total comprehensive (loss)/income for the year	-	-	-	(118,828)	692,075	573,247	573,247
<b>Changes in owners' equity</b>							
Issue of Rights Shares	287,608	632,737	-	-	-	632,737	920,344
Final Cash dividend 2024 : (Rupees 2.50 per share)	-	-	-	-	(179,755)	(179,755)	(179,755)
Interim Cash dividend 2025 : (Rupees 2.50 per share)	-	-	-	-	(179,755)	(179,755)	(179,755)
Equity transaction costs	-	(7,003)	-	-	(3,962)	(10,965)	(10,965)
	287,608	625,733	-	-	(363,472)	262,261	549,869
Balance as at 31 December 2025	1,006,627	746,894	70,000	57,351	2,414,434	3,288,679	4,295,306

The annexed notes 1 to 48 form an integral part of these unconsolidated financial statements.

Suleman Khalid  
Chief Financial Officer

Abdul Waheed  
President & Chief Executive

Malik Riffat Mahmood  
Director

Maj Gen Muhammad Ahmed Malik (Retd)  
Director

Maj Gen Syed Anis Akbar (Retd)  
Chairman

# NOTES TO AND FORMING PART OF THE FINANCIAL STATEMENTS

## FOR THE YEAR ENDED 31 DECEMBER 2025

### 1 LEGAL STATUS AND NATURE OF BUSINESS

Askari general insurance company limited ("the Company") was incorporated under the Companies Ordinance, 1984 (Repealed with enactment of the Companies Act, 2017) as a public limited company on 12 April 1995. The Company is engaged in non-life insurance business comprising of fire, marine, motor, health and miscellaneous. The Company commenced its commercial operations on 15 October 1995. Shares of the Company are quoted on Pakistan Stock Exchange Limited. The registered office and principal place of business of the Company is located at AWT Plaza, Rawalpindi. The Company has 20 branches in Pakistan. The Company is a subsidiary of Army Welfare Trust.

The Company was granted license to work as Window Takaful Operator (WTO) dated August 10, 2015 by the Securities and Exchange Commission of Pakistan (SECP) under Takaful Rules, 2012 to carry on Window Takaful Operations in Pakistan.

### 2 BASIS OF PREPARATION AND STATEMENT OF COMPLIANCE

#### 2.1 Statement of Compliance

These unconsolidated financial statements have been prepared in accordance with the accounting and reporting standards as applicable in Pakistan. The accounting and reporting standards as applicable in Pakistan for financial reporting consist of :

- International Financial Reporting Standards (IFRS) issued by the International Accounting Standard Board (IASB) as are notified under the Companies Act, 2017; and
- Provisions of, directives and notifications issued under the Companies Act, 2017, Insurance Ordinance, 2000, Insurance Rules, 2017, Insurance Accounting Regulations, 2017, Takaful Rules, 2012 and General Takaful Accounting Regulation, 2019.

In case requirements differ, the provisions of, directives and notifications of the Companies Act, 2017, the Insurance Ordinance, 2000, the Insurance Rules, 2017, the Insurance Accounting Regulations, 2017 and the Takaful Rules, 2012 and General Takaful Accounting Regulation, 2019, shall prevail.

The Securities and Exchange Commission of Pakistan ("SECP") vide its S.R.O 89(1)/2017 dated 9 February, 2017 has prescribed format of the presentation of annual financial statements for general insurance companies. These financial statements have been prepared in accordance with the format prescribed by the SECP.

As per the requirements of the Takaful Rules, 2012 and SECP Circular No. 25 of 2015 dated 09 July 2015, previously, the assets, liabilities, profit and loss and other comprehensive income of the Operator's Fund of the Window Takaful Operations of the Company have been presented as a single line item in the statement of financial position, profit and loss account and statement of comprehensive income of the Company respectively. During the year, the Securities and Exchange Commission of Pakistan (SECP) introduced certain amendments to the General Takaful Accounting Regulations, 2019 through S.R.O. 311(I)/2025. These amendments require insurers, who are undertaking Window Takaful Operations to disclose, in addition to the assets and liabilities of Operator's Fund (OPF), the assets and liabilities of Participants' Takaful Fund (PTF) as a single line item in their statement of financial position. This change has been applied as a change in accounting policy retrospectively, in accordance with the requirements of IAS 8 "Accounting Policies, Changes in Accounting Estimates and Errors".

A separate set of financial statements of Window Takaful Operations has been reported which is annexed to these unconsolidated financial statements as per the requirements of the SECP Takaful Rules, 2012.

#### 2.2 Basis of measurement

These unconsolidated financial statements have been prepared on the historical cost convention except for certain financial instruments which are stated at their fair values and obligation under certain employee retirement benefit funds including staff compensated absences which are measured at their present values as determined under the provisions of IAS-19, "Employee Benefits".

#### 2.3 Functional and presentation currency

These unconsolidated financial statements are presented in Pakistani Rupees, which is the Company's functional and presentation currency. Figures have been rounded off to the nearest rupees in thousand, unless otherwise stated.

# NOTES TO AND FORMING PART OF THE FINANCIAL STATEMENTS

## FOR THE YEAR ENDED 31 DECEMBER 2025

### 2.4 Standards, interpretations and amendments to the accounting and reporting standards as applicable in Pakistan that are effective in the current year

The following amendments are effective for the year ended December 31, 2025. These amendments are either not relevant to the Company's operations or are not expected to have significant impact on the Company's financial statements other than certain additional disclosures.

Amendments to IAS 21 'The Effects of Changes in Foreign Exchange Rates' - Clarification on how entity accounts when there is long term lack of Exchangeability. The amendments is applicable for annual reporting periods beginning on or after 1 January 2025.

### 2.5 Standards, interpretations and amendments to the accounting and reporting standards as applicable in Pakistan that are not yet effective

The following standard and amendments are effective for accounting periods, beginning on or after the date mentioned against each of them. These amendments are either not relevant to the Company's operations or are not expected to have significant impact on the Company's financial statements other than certain additional disclosures.

	<b>Effective from Accounting period beginning on or after</b>
Amendments IFRS 9 'Financial Instruments' and IFRS 7 'Financial instruments disclosures' - Classification and measurement of financial instruments	January 01, 2026
Annual Improvements to IFRS Accounting Standards (related to IFRS 1, IFRS 7, IFRS 9, IFRS 10 and IAS 7)	January 01, 2026
Amendments IFRS 9 'Financial Instruments' and IFRS 7 'Financial instruments disclosures' - Contracts Referencing Nature-dependent Electricity	January 01, 2026
IFRS 17 – Insurance Contracts (including the June 2020 and December 2021 Amendments to IFRS 17)	January 01, 2027
IFRS 18 - Presentation and Disclosures in Financial Statements	January 01, 2027
IFRS 19 - Subsidiaries without Public Accountability: Disclosures	January 01, 2027

Other than the aforesaid amendments, IASB has also issued the following standards which have not been adopted locally by the Securities and Exchange Commission of Pakistan:

- IFRS 1 – First Time Adoption of International Financial Reporting Standards

The SECP vide SRO 1336 (I) / 2025 dated July 23, 2025 has directed the companies engaged in insurance/takaful and re-insurance/re-takaful to follow IFRS 17 from January 01, 2027.

- IFRS 9 - Financial Instruments

IFRS 9 'Financial Instruments' has become applicable, however as an insurance company, the management has opted temporary exemption from the application of IFRS 9 as allowed by International Accounting Standards Board (IASB) for entities whose activities are predominantly connected with insurance. Additional disclosures, as required by the IASB, for being eligible to apply the temporary exemption from the application of IFRS 9 are given below:

The tables below set out the fair values as at the end of reporting period and the amount of change in the fair value during that period for the following two groups of financial assets separately:

- (a) Financial assets with contractual terms that give rise on specified dates to cash flows that are solely payments of principal and interest (SPPI) on the principal amount outstanding, excluding any financial asset that meets the definition of held for trading in IFRS 9, or that is managed and whose performance is evaluated on a fair value basis, and

# NOTES TO AND FORMING PART OF THE FINANCIAL STATEMENTS

## FOR THE YEAR ENDED 31 DECEMBER 2025

(b) All other financial assets

As at December 31, 2025				
Fail the SPPI test		Pass the SPPI test		
Fair Value	Change in unrealized gain / (loss) during the period	Carrying Value	Cost less Impairment	Change in unrealized gain / (loss) during the period

Rupees in thousand

### Financial assets

Cash and Bank*	-	-	824,247	-	-
Investment in equity securities -available-for-sale	1,145,642	94,015	-	-	-
Investment in debt securities - available-for-sale	-	-	210,025	-	-
Investment in debt securities - held to maturity	-	-	898,966	-	-
Loans and other receivables*	-	-	340,312	-	-
<b>Total</b>	<b>1,145,642</b>	<b>94,015</b>	<b>2,273,550</b>	<b>-</b>	<b>-</b>

\* The carrying amount of these financial assets measured applying IAS 39 are a reasonable approximation of their fair values.

### 3 MATERIAL ACCOUNTING POLICY INFORMATION

The accounting policies as set out below have been applied consistently to all periods presented in these unconsolidated financial statements.

#### 3.1 Property and Equipment

These are stated at cost less accumulated depreciation and impairment losses, if any, except for capital work in progress which is stated at cost less impairment losses, if any. Depreciation is charged on depreciable amount over the estimated useful life using straight line method. Depreciation is charged on monthly basis where full month depreciation is charged in the month of addition and no depreciation is charged in the month of disposal.

Subsequent costs are included in the asset's carrying amount or recognized as a separate asset, as appropriate, only when it is probable that future economic benefits associated with the items will flow to the Company and the cost of the item can be measured reliably. All other repair and maintenance costs are charged to the profit and loss account in the year in which they are incurred. The gain or loss on disposal or retirement of an asset represented by the difference between the sale proceeds and the carrying amount of the asset is recognized as an income or expense.

#### 3.2 Intangible

Software development cost are only capitalized to the extent that future economic benefits are expected to flow to the entity. Intangible assets with finite useful lives are stated at cost less accumulated amortization and impairment losses, if any. Amortization is charged on the amortizable amount over the useful life of the asset by applying straight line method. Intangible assets with indefinite useful lives are stated at cost less impairment losses, if any.

#### 3.3 Investment property

Investment Property is accounted for under cost model in accordance with approved International Accounting Standard (IAS) 40, "Investment Property" and S.R.O. 938 dated 12 December 2002 issued by the Securities and Exchange Commission of Pakistan.

Depreciation is charged on depreciable amount on straight line basis over its estimated useful life at the rate of 2.5% per annum.

# NOTES TO AND FORMING PART OF THE FINANCIAL STATEMENTS

## FOR THE YEAR ENDED 31 DECEMBER 2025

---

Subsequent capital expenditures on existing properties and gains or losses on disposals are accounted for in the same manner as tangible fixed assets.

### 3.4 Insurance contracts

Insurance contracts are those contracts under which the Company as insurer has accepted insurance risk from the insurance contract holder (insured) by agreeing to compensate the insured if a specified uncertain future event (the insured event) adversely affects the insured. Once a contract has been classified as an insurance contract, it remains an insurance contract for the remainder of its tenure, even if the insurance risk reduces significantly during this period, unless all rights and obligations are extinguished or expired.

Insurance contracts are classified into following main categories, depending on the nature and duration of risk and whether or not the terms and conditions are fixed.

- Fire and property damage;
- Marine, aviation and transport;
- Motor;
- Health and accident; and
- Miscellaneous.

These contracts are normally one year insurance contracts except marine and miscellaneous classes. Normally all marine insurance contracts are of three months period. In miscellaneous class, some engineering insurance contracts are of more than one year period, whereas, normally travel insurance contracts and few bond insurance contracts in miscellaneous class expire within one month time.

These contracts are provided to all types of customers based on assessment of insurance risk by the Company. Normally personal insurance contracts e.g. vehicle, travel, personal accident, etc. are provided to individual customers, whereas, insurance contracts of fire and property, marine, aviation and transport, accident and health and other commercial line products are provided to commercial organizations.

Fire and property insurance contracts mainly compensate the Company's customers for damage suffered to their properties or for the value of property lost. Customers who undertake commercial activities on their premises could also receive compensation for the loss of earnings caused by the inability to use the insured properties in their business activities.

Marine insurance covers the loss or damage of vessels, cargo, terminals, and any transport or property by which cargo is transferred, acquired, or held between the points of origin and final destination.

Motor insurance provides protection against losses incurred as a result of theft, traffic accidents and against third party liability that could be incurred in an accident.

Health insurance includes coverage of in-patient-hospital, out-patient-department, medical and other related expenses of disease, sickness or accidental injury incurred during the period of insurance.

Liability insurance contracts protect the insured against the risk of causing harm to third parties as a result of their legitimate activities. Damages covered include both contractual and non-contractual events.

Other various types of insurance are classified in miscellaneous category which includes mainly engineering, terrorism, personal accident, worker compensation, travel, products of financial institutions, livestock and crop insurance etc.

The Company also accepts insurance risk pertaining to insurance contracts of other insurer as reinsurance inward. The insurance risk involved in these contracts is similar to the contracts undertaken by the Company as insurer.

#### ***Reinsurance contracts***

Those insurance contracts that are issued by one insurer (the reinsurer) to compensate another insurer (the cedant) for losses on one or more contracts issued by the cedant are reinsurance contracts. The Company enters into reinsurance contracts with both foreign and local reinsurers.

## NOTES TO AND FORMING PART OF THE FINANCIAL STATEMENTS FOR THE YEAR ENDED 31 DECEMBER 2025

### 3.5 Deferred Commission Expense

Commission expense incurred in obtaining and recording policies is deferred and recognized as an expense in accordance with the pattern of recognition of premium revenue.

### 3.6 Receivables and payables under insurance contracts

Receivable under insurance contracts are recognized when due, at the fair value of the consideration receivable less provision for doubtful debts, if any. If there is objective evidence that the receivable is impaired, the Company reduces the carrying amount of the receivable accordingly and that impairment loss is recognized in the profit and loss account.

### 3.7 Reinsurance contracts held

The Company enters into reinsurance contracts in the normal course of business in order to limit the potential for losses arising from certain exposures. Outward reinsurance premiums are accounted for in the same year as the related premiums for the direct or accepted reinsurance business being reinsured. Reinsurance premium is recognized as expense after taking into account the proportion of deferred premium expense which is calculated using pattern similar to calculation of premium income for the same policy. The deferred portion of premium expense is recognized as prepayment.

Reinsurance liabilities represent balances due to reinsurance companies. Amounts payable are estimated in the manner consistent with the related reinsurance contract. Reinsurance assets represent balances due from reinsurance companies. Amounts recoverable from reinsurance are estimated in a manner consistent with the provision for outstanding claims or settled claims associated with the reinsurance policies and are in accordance with the related reinsurance contracts. Reinsurance liabilities or assets are derecognized when the contractual rights are extinguished or expired.

The Company assesses its reinsurance assets for impairment on balance sheet date. If there is any objective evidence that the reinsurance asset is impaired, the Company reduces the carrying amount of the reinsurance asset to its recoverable amount and recognizes that impairment loss in the profit and loss account.

Pakistan Reinsurance Company Limited (PRCL) retrocession business is booked on the basis of PRCL statements pertaining to the previous years.

### 3.8 Revenue Recognition

#### 3.8.1 Premiums

Premium written under all insurance policies is recognized as income over the period of insurance from the date of issuance of policy to its expiry, after taking into account the unearned portion of premiums. Amount is recorded as premium written at the time the policy is written. Where the pattern of incidence of risk varies over the year of the policy, premium is recognized as revenue in accordance with the pattern of the incidence of risk. The portion of premium written relating to the unexpired year of coverage is recognized as unearned premium by the Company. The unearned premium is calculated by applying 1/365 method (i.e. number of period earned / total period of the policy) as specified in the Insurance Accounting Regulations, 2017.

Premium income includes administrative surcharge that represents documentation charges recovered by the Company from policy holders in respect of policies issued. Administrative surcharge is recognized as premium income at the time of issuance of policy.

#### 3.8.2 Commission

Commission expense incurred on issuance of policies is deferred and recognized as asset and is recognized in the profit and loss account as an expense in accordance with pattern of recognition of premium revenue. Commission and other forms of revenue (apart from recoveries) from reinsurers are deferred and recognized as liability and recognized in the profit and loss account as revenue in accordance with the pattern of recognition of the reinsurance premium. Profit / commission, if any, under the terms of reinsurance arrangements, is recognized when the Company's right to receive the same is established.

# NOTES TO AND FORMING PART OF THE FINANCIAL STATEMENTS

## FOR THE YEAR ENDED 31 DECEMBER 2025

### 3.8.3 Investment income

Following are recognized as investment income;

- Income from held to maturity investments is recognized on a time proportion basis taking into account the effective yield on the investments. The difference between the redemption value and the purchase price of the held to maturity investments is amortized and taken to the profit and loss account over the term of the investment.

- Dividend income on securities held for trading and available for sale securities and is recognized when the Company's right to receive the dividend is established

- Gain / loss on sale of available-for-sale investments is recognized in profit and loss account in the year of sale

### 3.9 Claim expense including provision for outstanding claims including Incurred But Not Reported

The Company recognizes liability in respect of all claims incurred up to the balance sheet date which is measured at the undiscounted value of the expected future payments. The claims are considered to be incurred at the time of the incident giving rise to the claims except as otherwise expressly indicated in an insurance contract. The liability for claims include amounts relating to unpaid reported claims, claims incurred but not reported (IBNR) and expected claims settlement costs.

Provision for liability in respect of unpaid reported claims as at 31 December 2025 is made on the basis of individual case estimates by using Chain Ladder Method (Development technique) on the basis of recommendation by an independent actuary under the guidelines issued by Insurance Division of SECP vide its Circular 9 of 2016 dated March 09, 2016 for estimation of IBNR claims reserve, which were effective from 01 July 2016.

Class of business	IBNR	
	Gross	Net
	Rupees in thousand	
- Fire and property damage;	235,768	8,177
- Marine, aviation and transport;	63,716	4,198
- Motor;	48,847	46,142
- Accident and health; and	286,856	286,856
- Miscellaneous.	76,945	1,919
	712,132	347,291

### 3.10 Reinsurance recoveries against claims

Claims recoveries receivables from the reinsurers are recognized as an asset at the same time as the claims which give rise to the right of recovery are recognized as a liability and are measured at the amount expected to be received in accordance with respective reinsurance arrangements.

### 3.11 Premium deficiency reserve

The Company is required as per the Insurance Accounting Regulations, 2017, to maintain a provision in respect of premium deficiency for the class of business where the unearned premium reserve is not adequate to meet the expected future liability, after reinsurance from claims, and other supplementary expenses expected to be incurred after the reporting date in respect of the unexpired policies in that class of business at the reporting date. The movement in the premium deficiency reserve is recorded as an expense in the statement of comprehensive income.

The Company determines adequacy of liability of premium deficiency by carrying out analysis of its loss ratio of expired periods of the contracts. For this purpose average loss ratio of last three years inclusive of claim settlement cost but excluding major exceptional claims are taken into consideration to determine ultimate loss ratio to be applied on unearned premium.

## NOTES TO AND FORMING PART OF THE FINANCIAL STATEMENTS

### FOR THE YEAR ENDED 31 DECEMBER 2025

The liability of premium deficiency in relation to accident and health insurance is calculated in accordance with the advice of the actuary.

No provision has been made as the unearned premium reserve for each class of business as at the year end is adequate to meet the expected future liability after reinsurance from claims and other expenses, expected to be incurred after the reporting date in respect of policies in force at reporting date.

#### 3.12 Provision for unearned premium and prepaid reinsurance premium ceded

In accordance with the requirements of Insurance Rules, 2017, provision for unearned premium is calculated by applying 1/365 method. Unearned portion of premium is recognized as liability.

The deferred portion of reinsurance premium is recognized as reinsurance premium ceded using 1/365 method.

#### 3.13 Creditors, accruals and provisions

Liabilities for creditors and other amounts payable are carried at cost which is the fair value of the consideration to be paid in the future for the services received, whether or not billed to the Company.

Provisions are recognized when the Company has a present legal or constructive obligation as a result of past events and it is probable that an outflow of resources embodying economic benefits will be required to settle the obligation and a reliable estimate of the amount can be made. Provisions are reviewed at each reporting date and adjusted to reflect the current best estimate.

#### 3.14 Investments in subsidiary and associate

Investments in subsidiary and associated undertakings are carried at cost less impairment loss, if any.

At each reporting date, the carrying amounts of investments if any, in subsidiary and associates is reviewed to assess whether there is any indication that such investments have suffered an impairment loss. If any such indication exists, the recoverable amount is estimated in order to determine the extent of the impairment loss, if any. In making an estimate of recoverable amount of these investments, the management considers future dividend stream and an estimate of the terminal value of these investments. Impairment losses are recognized as expense in the profit and loss account.

Currently the Company has investment in AskTeck (Pvt.) Ltd. which is wholly owned subsidiary and classified as investments in subsidiary at reporting dates, presented in these financial statements.

#### 3.15 Investments

##### 3.15.1 Classification

The classification of financial assets is determined at initial recognition and depends on the purpose for which the financial assets were acquired. Currently, the financial assets of the Company are classified into the following categories:

##### a) In equity securities

"Surplus / (deficit) arising on revaluation of quoted securities which are classified as available for sale investments is taken to a separate account which is shown in the statement of financial position as revaluation surplus. The surplus / (deficit) arising on these securities is taken to the profit and loss account when actually realized upon disposal or in case of impairment of securities. The unrealized surplus / (deficit) arising on revaluation of quoted securities which are classified as held for trading is taken to the profit and loss account. Provision for diminution in the values of securities is made after considering impairment, if any, in their value and is taken to profit and loss account. Impairment is booked when there is an objective evidence of significant or prolonged decline in the value of such securities. Unquoted investments are recorded at cost less accumulated impairment losses, if any."

##### b) In debt securities

These are investments with fixed or determinable payments and fixed maturities which the Company has the intention and ability to hold till maturity. Provision for impairment against debt securities is made in accordance with the requirements of the law. In case of unquoted equity securities, the breakup value of the security should be considered to determine impairment

# NOTES TO AND FORMING PART OF THE FINANCIAL STATEMENTS

## FOR THE YEAR ENDED 31 DECEMBER 2025

amount. Premium or discount on debt securities classified as available for sale and held to maturity is amortized using effective interest method and taken to the profit and loss account.

### c) In term deposits

These are investments with fixed or determinable payments and fixed (short term) maturities which the Company has the intention and ability to hold till maturity.

Investments which are designated at fair value through profit or loss upon initial recognition.

### 3.15.2 Offsetting of financial assets and financial liabilities

Financial assets and liabilities are offset and the net amount presented in the balance sheet when, and only when, the Company has a legal right to offset the amounts and intends either to settle them on a net basis or to realize the asset and settle the liability simultaneously.

### 3.16 Taxation

#### Current

Provision of current tax is based on the taxable income for the year determined in accordance with the prevailing law for taxation of income. The charge for current tax is calculated using prevailing tax rates or tax rates expected to apply to the profit for the year, if enacted. The charge for current tax also include adjustments, where considered necessary, to provision for tax made in previous years arising from assessments finalized during the current year for such years.

#### Deferred taxation

Deferred tax is accounted for using the balance sheet liability method in respect of all temporary differences at the balance sheet date between the tax bases and carrying amounts of assets and liabilities for financial reporting purposes. Deferred tax liabilities are generally recognized for all taxable temporary differences and deferred tax assets are recognized to the extent that it is probable that taxable profits will be available against which the deductible temporary differences unused tax losses and tax credits can be utilized. Deferred tax assets and liabilities are measured at the tax rates that are expected to apply to the year when the asset is realized or the liability is settled, based on the tax rates (and tax laws) that have been enacted or substantively enacted at the balance sheet date. Deferred tax is charged or credited to the profit and loss account, except in the case of items credited or charged to other comprehensive income or equity in which case it is included in other comprehensive income or equity.

### 3.17 Employees' retirement benefits

#### a) Defined benefit plan

The Company operates a funded gratuity scheme covering all eligible employees completing the minimum qualifying year of service as specified by the scheme. The assets of the funded plan are held independently in a separate fund. Provision for gratuity is made to cover obligations under the scheme in accordance with the actuarial recommendations. The latest actuarial valuation was carried out as at 31 December 2025.

Actuarial valuation was carried out using the Projected Unit Credit Method based on the following significant assumptions:

Actuarial valuation was carried out using the Projected Unit Credit Method based on the following significant assumptions:

	2025	2024
Discount rate	11.00% per annum	12.25% per annum
Expected return on plan assets	11.00% per annum	12.25% per annum
Expected rate of increase in salary	11.00% per annum	12.25% per annum
Average expected remaining working life time of the employee	8 years	8 years
Mortality rate	SLIC 2001 - 2005	SLIC 2001 - 2005

## NOTES TO AND FORMING PART OF THE FINANCIAL STATEMENTS FOR THE YEAR ENDED 31 DECEMBER 2025

The Company recognizes the actuarial gains or losses in other comprehensive income in the year in which they arise.

### b) Defined contribution plan

The Company operates a recognized staff provident fund as a defined contribution plan for all eligible employees. Equal monthly contributions are made both by the Company and the employees to the fund at the rate of 8.33% of basic salary. The Company's contribution is charged to income during the year.

### c) Compensated absences

Provisions for compensated absences is recognized annually to cover the obligation for compensated absences and charged to profit and loss account. The provision is determined using the projected unit credit method.

The latest actuarial valuation was carried out as at 31 December 2025 based on the following significant assumptions:

Actuarial valuation was carried out using the Projected Unit Credit Method based on the following significant assumptions:

	2025	2024
Discount rate	11.00% per annum	12.25% per annum
Expected rate of increase in salary	11.00% per annum	12.25% per annum
Average number of leaves accumulated per annum	5 days	5 days
Mortality rate	SLIC 2001 - 2005 with 1 year setback	SLIC 2001 - 2005 with 1 year setback

### 3.18 Management expenses

Management expenses have been allocated to various classes of business on equitable basis. Expenses not allocable to underwriting business are charged under other expenses.

### 3.19 Earnings per share

The Company presents basic and diluted earnings per share (EPS) data for its ordinary share. Basic EPS is calculated by dividing the profit or loss attributable to ordinary shareholders of the Company by the weighted average number of ordinary shares outstanding during the year.

### 3.20 Segment reporting

A business segment is a distinguishable component of the Company that is engaged in providing services that are subject to risks and returns that are different from those of other business segments. The Company accounts for segment reporting of operating results using the classes of business as specified under the Insurance Ordinance, 2000 and the Insurance Accounting Regulations, 2017. The reported operating segments are also consistent with the internal reporting provided to Strategy Committee and Board of Directors which are responsible for allocating resources and assessing performance of the operating segments. The performance of segments is evaluated on the basis of underwriting results of each segment. The Company has following business segments:

Fire insurance segment provides insurance cover against damages caused by fire, riot and strike, explosion, earthquake, atmospheric damage, flood, electric fluctuation and impact.

Marine insurance segment provides coverage against cargo risk, war risk and damages occurring in inland transit.

Motor insurance provides comprehensive vehicle coverage and indemnity against third party loss.

Accident and health provides inpatient and outpatient medical coverage.

# NOTES TO AND FORMING PART OF THE FINANCIAL STATEMENTS

## FOR THE YEAR ENDED 31 DECEMBER 2025

Miscellaneous insurance provides cover against burglary, loss of cash in safe and cash in transit, personal accident, money, engineering losses and other coverage.

Investment and income taxes are managed on an overall basis and are therefore, not allocated to any segment. Assets, liabilities and capital expenditures that are directly attributable to segments have been assigned to them while the carrying amount of certain assets pertaining to two or more segments have been allocated to segments on a reasonable basis. Those assets and liabilities which cannot be allocated to a particular segment on a reasonable basis are reported as unallocated corporate assets and liabilities.

### 3.21 Foreign currency transactions

Transactions in foreign currencies are translated into reporting currency at the rates of exchange prevailing at the date of transactions. Monetary assets and liabilities denominated in foreign currencies are translated at the rate of exchange ruling at the balance sheet date. All exchange differences are routed through profit and loss account.

### 3.22 Finance income

Finance income comprises interest income on funds invested, dividend income, exchange gain and changes in the fair value of financial assets at fair value through profit or loss - held for trading. Income on bank deposits is accrued on a time proportion basis using effective rate of interest. Income on investments is recognized on time proportion basis taking into account the effective yield of such securities. Dividend income on equity investments is recognized when the right to receive the payment is established. Foreign currency gains and losses are reported on a net basis.

### 3.23 Impairment of assets

#### a) Non-derivative financial assets

All financial assets are assessed at each reporting date to determine whether there is objective evidence that it is impaired. A financial asset is impaired if there is objective evidence of impairment as a result of one or more events that occurred after the initial recognition of the asset, and that loss event(s) had an impact on the estimated future cash flows of that asset that can be estimated reliably.

Objective evidence that financial assets are impaired includes default or delinquency by a debtor, restructuring of an amount due to the Company on terms that the Company would not consider otherwise, indications that a debtor or issuer will enter bankruptcy, adverse changes in the payment status of borrowers or issuers and economic conditions that correlate with defaults or the disappearance of an active market for a security.

The Company considers evidence of impairment for financial assets measured at amortized cost at both a specific asset and collective level. All individually significant assets are assessed for specific impairment. Those found not to be specifically impaired are then collectively assessed for any impairment that has been incurred but not yet identified. Assets that are not individually significant are collectively assessed for impairment by grouping together assets with similar risk characteristics.

In assessing collective impairment, the Company uses historical trends of the probability of default, the timing of recoveries and the amount of loss incurred, adjusted for management's judgement as to whether current economic and credit conditions are such that the actual losses are likely to be greater or lesser than suggested by historical trends.

An impairment loss in respect of a financial asset measured at amortized cost is calculated as the difference between its carrying amount and the present value of the estimated future cash flows discounted at the asset's original effective interest rate. Losses are recognized in profit or loss and reflected in as allowance against financial asset measured at amortized cost. Interest on the impaired asset is recognized only to the extent it is considered recoverable. When an event occurring after the impairment was recognized causes the amount of impairment loss to decrease, the decrease in impairment loss is reversed through profit or loss.

#### b) Non-financial assets

The carrying amounts of the Company's non-financial assets are reviewed at each reporting date to determine whether there is any indication of impairment. If any such indication exists, then the asset's recoverable amount is estimated. An impairment loss is recognized if the carrying amount of an asset or cash-generating unit (CGU) exceeds its recoverable amount.

## NOTES TO AND FORMING PART OF THE FINANCIAL STATEMENTS FOR THE YEAR ENDED 31 DECEMBER 2025

The recoverable amount of an asset or CGU is the greater of its value in use and its fair value less costs to sell. In assessing value in use, the estimated future cash flows are discounted to their present value using a pre-tax discount rate that reflects current market assessments of the time value of money and the risks specific to the asset or CGU. For impairment testing, assets are grouped together into the smallest group of assets that generates cash inflows from continuing use that are largely independent of the cash inflows of other assets or CGUs.

Impairment losses are recognized in profit or loss.

An impairment loss is reversed only to the extent that the asset's carrying amount does not exceed the carrying amount that would have been determined, net of depreciation or amortization, if no impairment loss had been recognized.

### 3.24 Right of use assets and lease liability

A contract is, or contains a lease if the contract conveys a right to control the use of an identified asset for a period of time in exchange for consideration. The Company mainly lease properties for its operations and recognizes a right-of use asset and lease liability at the lease commencement date. The right-of-use asset is initially measured at cost, and subsequently at cost less any accumulated depreciation and impairment losses, and adjusted for certain remeasurements of the lease liability. The right-of-use asset is depreciated using the straight line method from the commencement date to the earlier of end of the useful life of the right-of-use asset or end of lease term. The estimated useful lives of assets are determined on the same basis as that for owned assets. In addition, the right-of-use asset is periodically reduced by impairment losses, if any.

The lease liability is initially measured at the present value of the lease payments that are not paid at the commencement date, discounted using the incremental borrowing rate of the Company. The lease liability is subsequently increased by the interest cost on the lease liability and decreased by lease payments made. It is remeasured when there is a change in future lease payments arising from a change in an index or rate, a change in assessment of whether extension option is reasonably certain to be exercised or a termination option is reasonably certain not to be exercised. The Company has elected not to recognize right-of-use assets and lease liabilities for short term and low value assets. The lease payments associated with these leases are recognized as an expense on a straight line basis over the lease term. The right-of-use assets are presented in the same line item as it presents underlying assets for the same nature it owns.

### 3.25 Dividend Distribution

Cash dividends declared, bonus shares issued and other reserves' appropriations are recognized in the year in which these announcements or appropriations are made.

### 3.26 Cash and cash equivalents

Cash and cash equivalents are carried in the statement of financial position at cost. For the purposes of cash flow statement, cash and cash equivalents comprise cash balances and call deposits with maturities of three months or less from the acquisition date that are subject to an insignificant risk of changes in their fair value, and are used by the Company in the management of its short-term commitments.

### 3.27 General Reserve

General reserve is maintained as per section 29 of Insurance Ordinance, 2000, which is higher of ten million rupees or 10% of minimum paid-up capital. The company is required to have minimum paid up capital of Rs. 700 million and as a result is required to maintain Rs. 70 million as General Reserve.

### 3.28 Change in Accounting Policy

During the year, the Securities and Exchange Commission of Pakistan (SECP) introduced certain amendments to the General Takaful Accounting Regulations, 2019 through S.R.O. 311(I)/2025. These amendments require insurers, who are undertaking Window Takaful Operations to disclose, in addition to the assets and liabilities of Operator's Fund (OPF), the assets and liabilities of Participants' Takaful Fund (PTF) as a single line item in their statement of financial position. This change has been applied as a change in accounting policy retrospectively, in accordance with the requirements of IAS 8 "Accounting Policies, Changes in Accounting Estimates and Errors".

# NOTES TO AND FORMING PART OF THE FINANCIAL STATEMENTS

## FOR THE YEAR ENDED 31 DECEMBER 2025

Statement of financial position	Previously reported	Increase	Restated
		----- Rupees in thousand -----	
<b>At January 01, 2024</b>			
Total assets from Window Takaful Operations	441,872	844,941	1,286,813
Total liabilities from Window Takaful Operations	153,206	844,941	998,147
<b>At December 31, 2024</b>			
Total assets from Window Takaful Operations	568,129	1,315,757	1,883,886
Total liabilities from Window Takaful Operations	244,627	1,315,757	1,560,384

#### 4 CRITICAL ACCOUNTING ESTIMATES AND JUDGEMENTS

The preparation of financial statements in conformity with the requirements of accounting and reporting standards as applicable to insurance companies in Pakistan requires management to make judgments/estimates and assumptions that affect the application of policies and reported amounts of assets and liabilities, income and expenses. These judgements/estimates and assumptions are based on historical experience, current trends and various other factors that are believed to be reasonable under the circumstances, the result of which form the basis of making the estimates about carrying values of assets and liabilities that are not readily apparent from other sources.

Actual results may differ from their estimates. The estimates and underlying assumptions are reviewed on an ongoing basis. Revision to accounting estimates are recognized in the year in which the estimate is revised if the revision affects only that year, or in the year of the revision and future years if the revision affects both current and future years.

In particular, the matters involving a higher degree of judgement or complexity, or areas where assumptions and estimates are significant to the financial statements are discussed below:

##### a) *Income tax*

In making the estimates for income taxes currently payable by the Company, the management takes into account current income tax laws and the decisions of appellate authorities on certain issues in the past. In making the provision for deferred taxes, estimates of the Company's future taxable profits are taken into account.

##### b) *Fixed assets, depreciation and amortization*

In making estimates of the depreciation / amortization method, the management uses depreciation / amortization rate which reflects the pattern in which economic benefits are expected to be consumed by the Company. These rates are reviewed at each financial year end and if there is a change in the expected pattern of consumption of the future economic benefits embodied in the assets, the depreciation / amortization rates would be changed to reflect the change in pattern. Further, the assets' residual values are reviewed and adjusted if appropriate, at each financial year end.

##### c) *Outstanding claims including incurred but not reported (IBNR)*

The liability for IBNR is computed through Chain Ladder Method (Development technique) in light of the guidelines issued by Insurance Division of SECP vide its Circular 9 of 2016 dated March 09, 2016 for estimation of IBNR claims reserve, the liability for IBNR for all classes of business is based on actuary recommendation. Any significant change in assumption used event may affect the management's judgement which could affect the provision made for IBNR. Reinsurance recoveries against outstanding claims and salvage recoveries are recognized as an asset and are measured at the amount expected to be received.

##### d) *Premium deficiency reserves*

The Company carries out an analysis of loss / combined ratios for the expired year, such ratio being calculated after taking into account the relevant IBNR provision for the determination of premium deficiency reserve for each class of business.

##### e) *Defined benefit plan*

Defined benefit plan is provided to eligible employees of the Company. Calculations in this respect require assumptions to be made of future outcomes, the principal ones being in respect of increase in remuneration, the expected long-term return on

## NOTES TO AND FORMING PART OF THE FINANCIAL STATEMENTS FOR THE YEAR ENDED 31 DECEMBER 2025

plan assets and the discount rate used to convert future cash flows to current values. Calculations are sensitive to changes in the underlying assumptions.

**f) Impairment**

The carrying amount of the Company's assets are reviewed at each balance sheet date to determine whether there is any indication of impairment loss. If any such indication exists, recoverable amount is estimated in order to determine the extent of impairment loss, if any. An impairment loss is recognized whenever the carrying amount of an asset exceeds its recoverable amount. Provisions for impairment are reviewed at each balance sheet date and adjusted to reflect the current best estimates.

**g) Provision against premium due but unpaid & amount due from other insurers/reinsurers**

The Company reviews its premium due but unpaid and amounts due from other insurers / reinsurers portfolio to assess their recoverability and provision required there-against. While assessing this requirement, various factors including the delinquency and financial position of the counter party are considered.

**h) Classification of investments**

In classifying investments as "fair value through profit and loss" the Company has determined securities which are acquired with the intention to trade by taking advantage of short term market / interest rate movements.

In classifying investments as "held-to-maturity" the Company has determined financial assets with fixed or determinable payments and fixed maturity. In making this judgement, the Company evaluates its intention and ability to hold such investments to maturity.

The investments which are not classified as fair value through profit and loss or held to maturity are classified as available for sale.

**i) Allocation of management expenses**

Management expenses which are not specifically related to a class of business are allocated on all classes of business on equitable basis.

**j) Provisions**

A provision is recognized in the statement of financial position when the Company has a legal or constructive obligation as a result of past event and it is probable that outflow of resources embodying economic benefits will be required to settle the obligation and a reliable estimate can be made of the amount of obligation.

**k) Fair value of investments**

The fair value of held for trading and available for sale investments is determined by reference to their quoted closing repurchase price at the reporting date. Any change in the estimate might effect carrying amounts of investments held for trading with corresponding effect in profit and loss account. Fair value of held to maturity instruments is determined with reference to general interest rates prevailing in the market. Fair value of held to maturity investments is determined for disclosure purpose only.

**l) Lease term**

The Company applies judgement to determine the lease term for some lease contracts in which it is a lessee that includes renewal options. The assessment of whether the Company is reasonably certain to exercise such options impacts the lease term, which significantly affects the amount of lease liability and right of use assets recognized.

		2025	2024
		Note	Rupees in thousand
<b>5</b>	<b>PROPERTY AND EQUIPMENT</b>		
	Operating assets	5.1	357,369
			<b>485,234</b>
			<b>357,369</b>



# NOTES TO AND FORMING PART OF THE FINANCIAL STATEMENTS

## FOR THE YEAR ENDED 31 DECEMBER 2025

### 5.1.4 Details of disposal of fixed assets during the year

Particulars of assets / buyers	Relationship	Cost	Accumulated depreciation	Book value	Sale proceeds	Gain on sale
2025						
<b>Vehicles sold / transferred to following in-service/ resigning employees/ buyers as per Company's policy</b>						
Javed Alam	Buyer	7,114	1,304	5,810	5,500	(310)
Asktech Private Limited	Buyer	8,124	2,573	5,551	7,600	2,049
Muhammad Qasim	Employee	2,563	2,563	-	-	-
<b>Aggregate value of other items with individual book value not exceeding Rs. 500,000/-</b>						
Motor vehicles (Owned)	Negotiation	334	69	265	287	22
Furniture and fixtures	Negotiation	284	284	-	104	104
Computers and office equipment	Negotiation	693	693	-	640	640
Leasehold improvements	Negotiation	143	143	-	2	2
Right of use assets - Rental properties	Negotiation	-	-	-	-	-
Tracking devices	Negotiation	3,081	2,019	1,062	1,062	-
<b>Total</b>		<b>22,336</b>	<b>9,648</b>	<b>12,688</b>	<b>15,195</b>	<b>2,507</b>
2024		31,383	27,459	3,924	4,262	338

6 INTANGIBLE ASSETS	Cost		Amortization		Written down value as at 31 December	Useful life (years)
	As at 1 January	Additions / (Disposals)	For the period	(Disposals) / Adjustments		
Rupees in thousand						
Computer software	16,091	-	2,987	-	16,047	44
Antivirus	1,855	2,400	498	-	1,591	2,664
<b>2025</b>	<b>17,946</b>	<b>2,400</b>	<b>3,485</b>	<b>-</b>	<b>17,638</b>	<b>2,708</b>
Computer software	15,779	312	3,600	-	13,060	3,031
Antivirus	1,855	-	272	-	1,093	762
2024	17,634	312	3,872	-	14,153	3,793

## NOTES TO AND FORMING PART OF THE FINANCIAL STATEMENTS

### FOR THE YEAR ENDED 31 DECEMBER 2025

#### 7 INVESTMENT PROPERTY

This represents the carrying amount of two offices in Islamabad Stock Exchange building and two offices in Askari Tower, Lahore classified as investment property based on the management's intention to hold the property for earning rentals and / or capital appreciation.

	Note	2025	2024
		Rupees in thousand	
<b>Cost</b>			
Balance at beginning of the year		52,400	52,400
Additions During the year	7.1	556,839	-
(Disposal During the year)		-	-
Balance at end of the year		609,239	52,400
<b>Depreciation</b>			
Balance at beginning of the year		(18,449)	(17,139)
Depreciation for the year		(8,601)	(1,310)
Balance at end of the year		(27,050)	(18,449)
		582,189	33,951
Useful life (years)		33.75 to 40	40

7.1 On 1st January 2025, a building previously held under Property, Plant, and Equipment was reclassified as Investment Property upon being rented out. The property, located on the 8th Floor of Askari Tower, Lahore, has a total area of 5,460 square feet and was acquired on 1st October 2018. The monthly rental income from this property amounts to Rs. 1,632,990, and at the time of reclassification, the remaining carrying life of the asset was 33 years and 9 months.

During the month of August 2025, the Company acquired an additional office located at the 2nd Floor, Askari Tower, Lahore. The total covered area of the newly acquired premises is 12,011 square feet.

7.2 The market value of the investment property as on 31 December 2025 is Rs. 1,018.15 million (three properties) (2024: Rs. 146.72 million (one property)) as per valuation carried out by an independent valuer. Useful life of the investment property is estimated to be 40 years.

7.3 The amount of depreciation has been allocated to management expenses.

	Note	2025	2024
		Rupees in thousand	
8	<b>INVESTMENT IN SUBSIDIARY</b>		
	AskTech (Private) Limited - At cost	8.1	10,000
		10,000	
		Rupees in thousand	
		2025	
8.1	<b>Name</b>	<b>Country of Incorporation</b>	<b>Assets</b>
			<b>Liabilities</b>
			<b>Revenues</b>
			<b>(Loss) / Profit</b>
			<b>% interest held</b>
	AskTech (Private) Limited	Pakistan	272,413
			203,509
			354,364
			43,591
			100
			2024
	AskTech (Private) Limited	Pakistan	90,909
			65,609
			87,532
			9,576
			100

8.2 AskTech (Private) Limited is engaged in establishing, developing, expanding, enhancing, managing and operating information technology services, GPS/GSM based tracking and systems. The Company acquired 100% shareholding in AskTech (Private) Limited in February 2019. The Company holds 99.96% shares of AskTech (Private) Limited whereas the directors nominated by the Company on the Board of Directors of AskTech (Private) Limited hold qualification shares of 0.04%.

# NOTES TO AND FORMING PART OF THE FINANCIAL STATEMENTS

## FOR THE YEAR ENDED 31 DECEMBER 2025

				2025		2024		
9 INVESTMENTS IN EQUITY SECURITIES		Note		Rupees in thousand				
	Fair value through profit and loss	9.1		1,751,392			376,793	
	Available-for-sale	9.2		1,145,642			1,275,878	
				2,897,034			1,652,671	
		Number of shares / units		2025		2024		
		2025	2024	Cost	Carrying value	Cost	Carrying value	
		Rupees in thousand						
9.1	Fair value through profit and loss							
	Mutual funds							
	Related Party							
	AWT Islamic Income fund	2,970,189	2,138,746	325,111	329,520	235,895	246,334	
	AWT Islamic money market fund	1,055,985	-	127,671	130,864	-	-	
		4,026,174	2,138,746	452,782	460,384	235,895	246,334	
	Others							
	AKD Islamic Income Fund	3,842,625	2,326,993	200,648	208,103	128,218	130,459	
	Faysal Halal Amdani Fund II	1,487,847	-	150,000	150,505	-	-	
	Lakson Islamic Money Market Fund	1,414,938	-	150,000	150,289	-	-	
	Faysal Islamic Mustakil Munafa Fund	3,030,625	-	303,063	304,808	-	-	
	AL Habib Islamic Munafa Fund Plan V	2,246,069	-	225,000	226,048	-	-	
	JS Islamic Income Fund	1,346,862	-	150,000	150,386	-	-	
	Al Habib Islamic Cash Fund	958,507	-	100,000	100,869	-	-	
		18,353,647	4,465,739	1,731,493	1,751,392	364,113	376,793	
		2025			2024			
		Cost	Impairment / provision	Carrying value	Cost	Impairment / provision	Carrying value	
		Rupees in thousand						
9.2	Available-for-sale							
	Mutual funds	9.2.1	235,000	-	235,000	250,000	-	250,000
	Listed shares	9.2.2	816,627	-	816,627	762,250	(20,272)	741,978
	Unrealized surplus on revaluation		-	-	94,015	-	-	283,900
			1,051,627	-	1,145,642	1,012,250	(20,272)	1,275,878
9.2.1	Mutual Funds							
	Related Party							
	AWT Islamic Stock Fund		135,000	-	135,000	150,000	-	150,000
	Others							
	Al-Habib Islamic Stock Fund		-	-	-	50,000	-	50,000
	AKD Islamic Stock Fund		100,000	-	100,000	50,000	-	50,000
			235,000	-	235,000	250,000	-	250,000
	Unrealized surplus / (deficit) on revaluation		-	-	7,983	-	-	33,638
			235,000	-	242,983	250,000	-	283,638

# NOTES TO AND FORMING PART OF THE FINANCIAL STATEMENTS

## FOR THE YEAR ENDED 31 DECEMBER 2025

	2025			2024		
	Cost	Impairment / provision	Carrying value	Cost	Impairment / provision	Carrying value
	Rupees in thousand					
<b>Listed shares</b>						
Artistic Denim Mills Limited	-	-	-	3,325	-	3,325
Atlas Honda Limited	-	-	-	6,461	-	6,461
Attock Cement Pakistan Limited	60,165	-	60,165	38,545	-	38,545
Attock Refinery Limited	-	-	-	59,271	-	59,271
Avanceon Limited	51,227	-	51,227	4,152	-	4,152
Berger Paints Pakistan Limited	-	-	-	19,221	-	19,221
Biafo Industries Limited	40,588	-	40,588	2,118	-	2,118
Century Paper & Board Mills Limited	7,348	-	7,348	8,812	-	8,812
Crescent Steel & Allied Products Limited	17,339	-	17,339	-	-	-
D.G. Khan Cement Company Limited	79,977	-	79,977	7,394	-	7,394
Engro Corporation Limited	15,795	-	15,795	57,130	-	57,130
Engro Fertilizers Limited	9,384	-	9,384	2,386	-	2,386
Fauji Cement Company Limited	-	-	-	4,102	-	4,102
Fauji Fertilizer Company Limited	30,097	-	30,097	-	-	-
Fauji Foods Limited	-	-	-	5,963	-	5,963
Ferozsons Laboratories Limited	-	-	-	38,335	-	38,335
Frieslandcampina Engro Pakistan Limited	17,306	-	17,306	17,306	-	17,306
Gandhara Automobiles Limited	-	-	-	22,072	-	22,072
Gandhara Industries Limited	50,225	-	50,225	-	-	-
Gandhara Tyre & Rubber Company Limited	5,272	-	5,272	2,160	-	2,160
Ghani Global Holdings Ltd. Consolidated	-	-	-	19,142	(6,738)	12,404
Gul Ahmed Textile Mills Limited	20,459	-	20,459	-	-	-
Habib Bank Limited	-	-	-	21,535	(9,331)	12,204
Honda Atlas Cars (Pakistan) Limited	-	-	-	22,327	-	22,327
Image Pakistan Limited	3,131	-	3,131	-	-	-
Interloop Limited	7,463	-	7,463	3,028	-	3,028
KSB Pumps Company Limited	39,952	-	39,952	19,226	-	19,226
Loads Limited	-	-	-	4,614	-	4,614
Lucky Cement Limited	5,161	-	5,161	34,523	-	34,523
Mari Energies Limited	60,127	-	60,127	329	-	329
MCB Bank Limited	-	-	-	51,167	-	51,167
Mitchells Fruit Farms Limited	-	-	-	30,049	-	30,049
Mughal Iron & Steel Industries Limited	9,666	-	9,666	-	-	-
National Refinery Limited	85,513	-	85,513	60,584	(4,203)	56,381
Netsol Technologies Limited	43	-	43	28,341	-	28,341
Oil & Gas Development Company	-	-	-	991	-	991

## NOTES TO AND FORMING PART OF THE FINANCIAL STATEMENTS

### FOR THE YEAR ENDED 31 DECEMBER 2025

	2025			2024		
	Cost	Impairment / provision	Carrying value	Cost	Impairment / provision	Carrying value
	Rupees in thousand					
Pak Elektron Limited	-	-	-	2,732	-	2,732
Pakistan Aluminium Beverage Cans Limited	-	-	-	9,963	-	9,963
Pakistan International Bulk Terminal	3	-	3	32,065	-	32,065
Pakistan International Container	2,933	-	2,933	-	-	-
Pakistan Petroleum Limited	48,806	-	48,806	8,792	-	8,792
Pakistan Refinery Limited	34,610	-	34,610	20,304	-	20,304
Pakistan State Oil Company Limited	100,401	-	100,401	1,207	-	1,207
Security Papers Limited	12,610	-	12,610	10,711	-	10,711
Sui Northern Gas Pipeline Limited	-	-	-	40,844	-	40,844
Synthetic Products Enterprises Limited	-	-	-	1,157	-	1,157
System Limited	-	-	-	11,935	-	11,935
The Organic Meat Company Limited	-	-	-	2,647	-	2,647
The Searl Company Limited	-	-	-	18,368	-	18,368
Treet Corporation Limited	1,025	-	1,025	6,916	-	6,916
	<b>816,626</b>	-	<b>816,626</b>	762,250	(20,272)	741,978
Unrealized surplus on revaluation			<b>86,032</b>			250,262
			<b>902,658</b>			992,240

# NOTES TO AND FORMING PART OF THE FINANCIAL STATEMENTS

## FOR THE YEAR ENDED 31 DECEMBER 2025

10	INVESTMENTS IN DEBT SECURITIES	2025			2024			
		Cost	Impairment / provision	Carrying value	Cost	Impairment / provision	Carrying value	
	Note	Rupees in thousand						
	<b>HELD TO MATURITY</b>							
	<b>Government Securities</b>							
	Pakistan Investment Bonds	10.1	511,829	-	511,829	1,303,349	-	1,303,349
	Ijarah Sukuks	10.2	387,137	-	387,137	564,845	-	564,845
			898,966	-	898,966	1,868,194	-	1,868,194
	<b>AVAILABLE-FOR-SALE</b>							
	Term Finance Certificates	10.3	160,000	-	160,000	160,000	-	160,000
	Sukuks	10.4	50,025	-	50,025	50,025	-	50,025
			210,025	-	210,025	210,025	-	210,025
	<b>LOANS AND RECEIVABLES</b>							
	Certificates of Investments		11,128	(11,128)	-	11,128	(11,128)	-
			1,120,119	(11,128)	1,108,991	2,089,347	(11,128)	2,078,219

10.1	Pakistan Investment Bonds	Face Value	Profit Rate %	Profit Payment	Maturity Date	2025	2024
	Type of Security	Rupees				Rupees in thousand	
	Pakistan Investment Bonds	50,000,000	8.75%	Semi Annually	12-Jul-28	45,053	43,508
	Pakistan Investment Bonds	37,500,000	8.75%	Semi Annually	12-Jul-28	33,812	32,659
	Pakistan Investment Bonds	25,000,000	9.50%	Semi Annually	19-Sep-24	-	25,000
	Pakistan Investment Bonds	25,000,000	8.00%	Semi Annually	10-Dec-30	23,109	22,824
	Pakistan Investment Bonds	120,000,000	7.50%	Semi Annually	15-Oct-25	-	117,980
	Pakistan Investment Bonds	50,000,000	8.00%	Semi Annually	10-Dec-30	45,873	45,255
	Pakistan Investment Bonds	350,000,000	7.50%	Semi Annually	15-Oct-25	-	345,868
	Pakistan Investment Bonds	175,000,000	7.50%	Semi Annually	15-Oct-25	-	172,909
	Pakistan Investment Bonds	200,000,000	8.00%	Semi Annually	10-Dec-30	186,815	184,811
	Pakistan Investment Bonds	100,000,000	8.00%	Semi Annually	10-Dec-30	93,336	92,323
	Pakistan Investment Bonds	140,000,000	7.50%	Semi Annually	15-Oct-25	-	138,278
	Pakistan Investment Bonds	60,000,000	8.00%	Semi Annually	10-Dec-30	55,759	55,117
	Pakistan Investment Bonds	30,000,000	7.50%	Semi Annually	29-Apr-27	28,073	26,817
						511,830	1,303,349

## NOTES TO AND FORMING PART OF THE FINANCIAL STATEMENTS FOR THE YEAR ENDED 31 DECEMBER 2025

- 10.1.1 These carry interest at effective rate of 9.06% to 13.49% per annum (2024: 9.06% to 13.49% per annum) and will mature by 10 December 2030 (2024: 10 December 2030). Market value of PIBs carried at amortised cost amounts to Rs. 570,562 million (2024: Rs.1,792.73 million).
- 10.2.1 Pakistan investment bonds are placed as statutory deposit with State Bank of Pakistan in accordance with the requirements of clause (a) of sub section 2 of section 29 of Insurance Ordinance, 2000.

10.2		Ijara Sukuk					
Type of Security	Face Value	Profit Rate %	Profit Payment	Maturity Date	2025	2024	
	Rupees				Rupees in thousand		
Ijara Sukuk	75,000,000	12.84%	Semi Annually	26-Jun-28	74,839	74,788	
Ijara Sukuk	150,000,000	12.84%	Semi Annually	26-Jun-28	149,720	149,630	
Ijara Sukuk	75,000,000	12.84%	Semi Annually	26-Jun-28	75,078	75,102	
Ijara Sukuk	25,000,000	11.59%	Semi Annually	28-Jun-27	25,000	25,000	
Ijara Sukuk	62,500,000	17.38%	Semi Annually	18-Sep-27	62,500	62,500	
Ijara Sukuk	50,000,000	19.89%	On maturity	24-May-25	-	41,724	
Ijara Sukuk	59,100,000	18.50%	On maturity	27-Jun-25	-	49,895	
Ijara Sukuk	25,000,000	17.22%	On maturity	26-Jun-25	-	21,335	
Ijara Sukuk	50,000,000	15.99%	On maturity	15-Aug-25	-	43,123	
Ijara Sukuk	25,000,000	15.00%	On maturity	17-Sep-25	-	21,748	
					<b>387,137</b>	<b>564,845</b>	

- 10.2.1 These carry interest at effective rate of 22.77% to 22.79% per annum (2024: 22.62% to 22.97%) and will mature by 26 June 2028 (2024: 26 June 2028). Market value of Ijara Sukuk carried at amortised cost amounts to Rs. 387 million (2024: Rs.565 million).

10.3		Term Finance Certificates					
Number of certificates		Credit rating	Mark up Rate	Investee name	Value of Certificates		
2025	2024				2025	2024	
		Rupees in thousand					
15,000	15,000	AA	6-M KIBOR Plus 150 bps	Bank Al Habib	75,000	75,000	
15,000	15,000	AA	6-M KIBOR Plus 150 bps	Bank Alfalah	75,000	75,000	
2,000	2,000	A	6-M KIBOR Plus 200 bps	Soneri Bank	10,000	10,000	
					<b>160,000</b>	<b>160,000</b>	

- 10.3.1 The term finance certificates have a maturity of ten years and are maturing on 05 January 2028 to 20 December 2028 (2024: 05 January 2028 to 20 December 2028)

# NOTES TO AND FORMING PART OF THE FINANCIAL STATEMENTS

## FOR THE YEAR ENDED 31 DECEMBER 2025

10.5		Sukuks					
		Number of certificates		Mark up Rate	Investee name	Value of Certificates	
		2025	2024			2025	2024
						Rupees in thousand	
		50	50	Based on Monthly Shariah Pool	Meezan Bank Limited	50,025	50,025
				Cost of certificates		50,025	50,025
				Unrealized surplus / (deficit) on revaluation		-	-
				Carrying value		50,025	50,025
				Note		2025	2024
						Rupees in thousand	
<b>11</b>	<b>LOANS AND OTHER RECEIVABLES</b>						
	Sundry receivables			11.1		317,054	265,183
	Advances to employees			11.2		119	145
	Staff house building finance			11.3		9,368	3,025
	Accrued investment income					13,771	45,540
						340,312	313,893
<b>11.1</b>	<b>Sundry receivables</b>						
	Security deposits					43,215	19,566
	Advances to suppliers - unsecured, considered good					6,116	18,399
	Receivable against sale of laptops					12,116	11,800
	Receivable against sale of vehicles					112	228
	Receivable from subsidiary					7,730	10,134
	Deposit against vehicles Ijarah					8,359	14,365
	Health Claim & Service Charges recoverable			11.1.1		155,981	82,820
	Management expenses - share receivable -WTO					18,479	-
	Earnest money					57,556	97,781
	Other receivables - unsecured, considered good					17,444	14,628
						327,108	269,721
	Less: Provision for impairment against health claims recoverable					(10,054)	(4,538)
						317,054	265,183

## NOTES TO AND FORMING PART OF THE FINANCIAL STATEMENTS

### FOR THE YEAR ENDED 31 DECEMBER 2025

- 11.1.1** These represent amounts of claims paid on behalf of health insurance clients, together with the related recoverable service charges as contractually agreed.
- 11.2** These represent short term interest free advances given in accordance with terms of employment. These are secured and considered good. The maximum amount due from executives at the end of any month during the year was Rs.0.7 million (2024: Rs. Nil) and outstanding balance at 31 December 2025 is Rs. Nil (2024: Rs. Nil).
- 11.3** These represent housebuilding finance loans given to employees in accordance with terms of employment. Interest is charged at the rate of 6 months KIBOR. These are secured and considered good.

		2025	2024
	Note	Rupees in thousand	
<b>12</b>	<b>INSURANCE / REINSURANCE RECEIVABLES</b>		
Due from insurance contract holders	12.1	1,598,559	1,540,075
Less: provision for impairment of receivables from insurance contract holders	12.2	(8,644)	(15,118)
		1,589,915	1,524,957
Due from other insurers / reinsurers	12.4	143,375	62,636
Less: provision for impairment of receivables from other insurers / reinsurers	12.5	(5,529)	(5,137)
		137,846	57,499
		1,727,761	1,582,456

# NOTES TO AND FORMING PART OF THE FINANCIAL STATEMENTS

## FOR THE YEAR ENDED 31 DECEMBER 2025

### 12.1 Due from insurance contract holders

This includes premium amounting to Rs.3,292 thousand (2024: Rs. 3,281 thousand) and Rs.115,794 thousand (2024: Rs. 106,101 thousand) receivable from the Parent and associated undertakings respectively, the movement of which is as follows:

	2025	2024
	Rupees in thousand	
<b>Receivable from parent:</b>		
Balance at beginning of the year	3,281	3,282
Insurance premium written (including government levies, administrative surcharge and policies stamps)	14,145	13,793
Premium received during the year	(14,134)	(13,794)
Balance at end of the year	3,292	3,281
<b>Payable / (Receivable) from subsidiary:</b>		
Balance at beginning of the year	10,134	13,418
Services acquired	(32,404)	(28,753)
Paid during the year	30,000	25,469
Balance at end of the year	7,730	10,134
<b>Receivable from associated undertakings:</b>		
Balance at beginning of the year	105,602	114,188
Insurance premium written (including government levies, administrative surcharge and policies stamps)	196,392	199,220
Premium received during the year	(186,200)	(207,806)
Balance at end of the year	115,794	105,602
<b>12.2 Provision for doubtful balances</b>		
Balance at beginning of the year	10,174	10,174
Provision made / (reversed) during the year	(6,474)	-
Balance at end of the year	3,700	10,174

## NOTES TO AND FORMING PART OF THE FINANCIAL STATEMENTS

### FOR THE YEAR ENDED 31 DECEMBER 2025

		2025	2024
		Rupees in thousand	
12.3	Age analysis of amounts receivable from related parties:		
	Receivable from parent:		
	Up to 1 year	3,166	2,998
	1 to 2 years	126	283
		3,292	3,281
	Receivable from associated undertakings:		
	Up to 1 year	111,876	103,668
	1 to 2 years	3,838	2,314
	2 to 3 years	79	119
		115,793	106,101
12.4	Due from other insurers / reinsurers		
	Considered good	137,846	57,499
	Considered doubtful	5,529	5,137
		143,375	62,636
	Provision for doubtful balances	(5,529)	(5,137)
		137,846	57,499
12.5	Provision for doubtful balances		
	Balance at beginning of the year	5,392	5,392
	Provision made during the year	392	-
	Balance at end of the year	5,784	5,392

# NOTES TO AND FORMING PART OF THE FINANCIAL STATEMENTS

## FOR THE YEAR ENDED 31 DECEMBER 2025

### 13 RETIREMENT BENEFIT OBLIGATIONS

The company operates an approved gratuity scheme for all employees. The eligible employees under the scheme are 359 (2024 : 357). The latest actuarial valuation of gratuity scheme was carried out as at December 31, 2025 under the Projected Unit Credit Method as per the requirements of approved accounting standard - International Accounting Standard 19, the details of which are as follows:

		2025	2024	
	Note	Rupees in thousand		
<b>13.1</b>	<b>Amount recognized in the statement of financial position</b>			
	Present value of defined benefit obligation	13.3	319,028	281,626
	Benefits due but not paid during the year		3,091	4,019
			322,119	285,645
	Fair value of plan assets	13.4	(306,421)	(273,623)
	Net liability at end of the year		15,698	12,022
<b>13.2</b>	<b>Movement in liability recognized in the statement of financial position</b>			
	Balance at beginning of the year		12,021	9,038
	Expense for the year		22,118	24,290
	Actuarial loss / (gain) recognized in other comprehensive income		4,258	(2,804)
			38,397	30,524
	Contributions to the fund during the year		(22,700)	(18,500)
	Contributions to the fund during the year		-	(3)
	Balance at end of the year		15,697	12,021
<b>13.3</b>	<b>Reconciliation of the present value of defined benefits obligation</b>			
	Present value of obligations as at beginning of the year		281,626	251,385
	Current service cost		22,528	24,644
	Interest cost		33,478	37,560
	Benefits paid		(15,743)	(17,726)
	Benefits due but not paid		-	(2,348)
	Actuarial (gain) / loss		(2,861)	(11,889)
	Present value of obligations as at end of the year		319,028	281,626

## NOTES TO AND FORMING PART OF THE FINANCIAL STATEMENTS

### FOR THE YEAR ENDED 31 DECEMBER 2025

		2025	2024
<b>13.4</b>	<b>Movement in the fair value of plan assets</b>	<b>Rupees in thousand</b>	
	Fair value of plan assets as at beginning of the year	273,623	244,421
	Interest income on plan assets	33,888	37,914
	Contribution to the fund	22,700	18,500
	Benefits paid	(16,671)	(18,127)
	Actuarial (loss) / gain	(7,119)	(9,085)
	Fair value of plan assets as at end of the year	306,421	273,623
<b>13.5</b>	<b>Expense for the year</b>		
	Current service cost	22,528	24,644
	Interest cost	33,478	37,560
	Interest income on plan assets	(33,888)	(37,914)
	Expense for the year	22,118	24,290
<b>13.6</b>	The estimated charge to profit & loss account for the defined benefit plan for the year ending December 31, 2026 is Rs. 25,144 thousand and expected contribution for the year ending 31, 2026 is Rs 11,021 thousands.		
<b>13.7</b>	<b>Composition of fair value of plan assets</b>		
		2025	2024
		Fair value	Fair value
		Percentage	Percentage
		Rupees in thousand	Rupees in thousand
		%	%
	Debt instruments - Un-quoted		
	- Pakistan Investment Bonds	108,389	108,366
	- T-Bills	78,344	64,692
	Cash and bank balances	25,828	14,991
	Mutual funds - Quoted		
	- AWT Financial Sector Income Fund	39,371	42,627
	- AWT Income Fund	47,120	36,312
	- NIT Money Market Fund	7,369	6,635
	Fair value of plan assets	306,421	273,623
		100%	100%

## NOTES TO AND FORMING PART OF THE FINANCIAL STATEMENTS

### FOR THE YEAR ENDED 31 DECEMBER 2025

**13.8** Comparison of present value of defined obligation, fair value of plan assets and surplus / (deficit) of gratuity fund for the last four years:

	2025	2024	2023	2022	2021
Rupees in thousand					
Present value of defined benefit obligation	319,028	281,626	251,385	212,020	178,024
Fair value of plan assets	(306,421)	(273,623)	(244,421)	(185,357)	(141,982)
Deficit	12,607	8,003	6,964	26,663	36,042
<b>Effect of remeasurement:</b>					
- Actuarial (gain) / loss on experience adjustment on obligation	(2,861)	(11,889)	626	2,500	14,483
- Actuarial (loss) / gain on plan assets	(7,119)	(9,085)	10,469	5,515	(3,528)

### 13.9 Sensitivity Analysis

The calculation of the defined benefit obligation is sensitive to the assumption used. The following table summarizes the impact on the defined benefit obligation at the end of the reporting period as a result of a change in the respective assumptions by one percent.

	Increase / decrease in defined benefit obligation			
	2025		2024	
	Rupees in thousand			
	1% increase	1% decrease	1% increase	1% decrease
Discount rate	296,657	345,562	261,391	305,567
Future salary growth	345,575	296,134	305,587	260,916

The above sensitivity analysis is based on a change in an assumption while holding all other assumptions constant. In practice, this is unlikely to occur, and changes in some of the assumptions may be correlated. When calculating the sensitivity of the defined benefit obligation to significant actuarial assumptions the same method (present value of the defined benefit obligation calculated with the projected unit credit method at the end of the reporting period) has been applied as when calculating the defined benefit obligation recognized within the statement of financial position.

## NOTES TO AND FORMING PART OF THE FINANCIAL STATEMENTS

### FOR THE YEAR ENDED 31 DECEMBER 2025

#### 13.10 Significant Actuarial Assumption

The following significant assumptions have been used for valuation of this scheme:

	2025	2024
	per annum	
a) Expected rate of increase in salary level	11.00%	12.25%
b) Discount rate	11.00%	12.25%

#### 13.11 Risks

These defined benefit plans expose the Company to actuarial risks, such as longevity risk, currency risk, interest rate risk, final salary risk, asset volatility, withdrawal and market (investment) risk.

#### 14 STAFF COMPENSATED ABSENCES

	2025	2024
Note	Rupees in thousand	
14.1	63,429	56,410

The company provides leave encashment plan to all employees. The eligible employees under the scheme are 357 (2024 : 357). The latest actuarial valuation of leave encashment was carried out as at December 31, 2024 under the Projected Unit Credit Method as per the requirements of approved accounting standard - International Accounting Standard 19, the details of which are as follows:

	2025	2024
Note	Rupees in thousand	
<b>14.1 Movement in liability</b>		
Balance at beginning of the year	56,410	50,871
Charge for the year	14.1.1 11,643	9,525
Benefits paid	(4,624)	(3,986)
Balance at end of the year	63,429	56,410
<b>14.1.1 Charge for the year</b>		
Current service cost	4,623	4,279
Interest cost	6,627	7,576
Actuarial loss / (gain) on experience adjustment	393	(2,330)
	11,643	9,525

# NOTES TO AND FORMING PART OF THE FINANCIAL STATEMENTS

## FOR THE YEAR ENDED 31 DECEMBER 2025

	2025	2024
<b>15 DEFERRED TAXATION</b>	<b>Rupees in thousand</b>	
Deferred tax asset in respect of:		
On deductible temporary differences		
- Provision for impairment in loans and receivables investments	4,340	4,340
- Effect of remeasurement of staff retirement benefit plans	1,982	321
- Provision against premium due but unpaid	3,371	5,896
- Provision against amounts due from other insurers / reinsurers	2,156	2,004
- Provision for diminution in value of AFS investments	-	7,906
- Liabilities against ROU assets - secured	150,742	60,377
- Provision against health claims excess receivable	3,921	1,770
On taxable temporary differences		
- Unrealized gains on AFS investments	(36,666)	(110,721)
- Right of use assets net of lease liability	(156,071)	(65,620)
	<b>(26,225)</b>	<b>(93,727)</b>
<b>15.1 Movement in deferred tax balances is as follows:</b>		
As at January 01	<b>(93,727)</b>	8,373
<b>Recognized in profit &amp; loss account:</b>		
- Provision for impairment in loans and receivables investments	(2,525)	(203)
- Provision against premium due but unpaid	152	(176)
- Provision against amounts due from other insurers / reinsurers	(7,906)	(6,387)
- Provision for diminution in value of AFS investments	2,151	-
- Provision against health claims excess receivable	90,365	62,664
- Right of use assets net of lease liability	(90,451)	(66,877)
	<b>(8,214)</b>	<b>(10,979)</b>
<b>Recognized in OCI:</b>		
- Effect of remeasurement of staff retirement benefit plans	1,661	(1,093)
- Unrealized losses on AFS investments	74,055	(90,028)
	<b>75,716</b>	<b>(91,121)</b>
As at December 31	<b>(26,225)</b>	<b>(93,727)</b>

## NOTES TO AND FORMING PART OF THE FINANCIAL STATEMENTS

### FOR THE YEAR ENDED 31 DECEMBER 2025

		2025	2024
		Rupees in thousand	
<b>16</b>	<b>PREPAYMENTS</b>		
	Prepaid reinsurance premium ceded	802,218	666,136
	Prepaid rent	8,065	2,738
	Others	10,387	4,892
		<b>820,670</b>	<b>673,766</b>
<b>17</b>	<b>CASH AND BANK</b>		
	Cash & cash equivalents:		
	Cash in hand	1,020	1,567
	Policy & Revenue stamps, Bond papers	4,490	1,276
		<b>5,510</b>	<b>2,843</b>
	<b>Cash at bank:</b>		
	Current accounts	72,248	47,588
	Deposit accounts - local currency	17.1	380,233
		<b>818,737</b>	<b>427,821</b>

**17.1** These carry an annual effective markup rate ranging from 3.6% to 13.5% (2024 : 4.5% to 20.65%).

**17.2** During the year, the Company has obtained running finance facility of Rs. 300,000 thousand from Bank Al Habib Limited at 3 months average KIBOR + 0.4%, prevailing on the date of disbursement. Tenor of the facility is one year. 110% lien is marked over market value of Pakistan Investment Bonds as security procured through Bank Al Habib's account maintained at Pak Oman Investment Bank.

# NOTES TO AND FORMING PART OF THE FINANCIAL STATEMENTS

## FOR THE YEAR ENDED 31 DECEMBER 2025

18	SHARE CAPITAL		2025	2024
18.1	Authorized Capital		Rupees in thousand	
	200,000,000	100,000,000	Ordinary shares of Rs. 10 each	
			2,000,000	1,000,000
18.2	Issued, subscribed and paid-up share capital			
	2025	2024	2025	2024
	Number of shares		Rupees in thousand	
	Ordinary shares of Rs. 10 each issued as:			
	53,119,457	24,358,699	- fully paid cash shares	531,195
	47,543,196	47,543,196	- fully paid bonus shares	475,432
	100,662,653	71,901,895		1,006,627
18.3	Army Welfare Trust (AWT) and directors hold 60,624,343 (2024: 42,600,734) and 764,313 (2024: 545,939) ordinary shares of the Company respectively at the year end.			
			2025	2024
	Note		Rupees in thousand	
19	RESERVES			
	Capital reserve			
	Share premium		746,894	121,161
	Revenue reserves			
	General reserves		70,000	70,000
	AFS Revaluation reserve		57,351	176,179
			127,351	246,179
			874,245	367,340
20	LEASE LIABILITIES			
	Lease liability - right of use assets - rental properties		264,291	80,329
	Lease liabilities - right of use assets - vehicles		122,226	74,484
		20.1	386,517	154,813

# NOTES TO AND FORMING PART OF THE FINANCIAL STATEMENTS

## FOR THE YEAR ENDED 31 DECEMBER 2025

### 20.1 Liabilities against assets - secured

	2025			2024		
	Minimum lease payments	Financial charges for future periods	Present value of minimum lease payments	Minimum lease payments	Financial charges for future periods	Present value of minimum lease payments
	Rupees in thousand					
Not later than one year	108,804	42,641	66,163	67,350	20,358	46,992
Later than one year and not later than five years	328,751	87,767	240,984	100,319	33,651	66,668
Later than five years	112,149	32,779	79,370	59,971	18,818	41,153
	<b>549,704</b>	<b>163,187</b>	<b>386,517</b>	<b>227,640</b>	<b>72,827</b>	<b>154,813</b>

20.2 Interest rate used in calculation of lease liability is 6-months KIBOR +.7% for vehicles and 1-year KIBOR + 1% for rental properties.

	Note	2025	2024
		Rupees in thousand	
<b>21</b>	<b>INSURANCE / REINSURANCE PAYABLES</b>		
	Amount due to other insurers	244,116	589,948
	Amount due to foreign reinsurers	185,498	147,521
		<b>429,614</b>	<b>737,469</b>
<b>22</b>	<b>OTHER CREDITORS AND ACCRUALS</b>		
	Agents' commission payable	152,686	129,918
	Tax deducted at source	14,744	13,159
	Federal excise duty / federal insurance fee	63,267	51,408
	Accrued expenses	66,708	51,591
	Fund received against leased vehicle	22.1	16,273
	Fund received against vehicle Ijarah	22.1	4,120
	Unearned rental income	9,526	7,671
	Others	38,639	32,828
		<b>365,963</b>	<b>316,155</b>
<b>22.1</b>	<b>Funds received from executives</b>		
	Fund received against leased vehicle	6,400	9,205
	Fund received against vehicle Ijarah	2,423	4,500
		<b>8,823</b>	<b>13,705</b>

# NOTES TO AND FORMING PART OF THE FINANCIAL STATEMENTS

## FOR THE YEAR ENDED 31 DECEMBER 2025

23	<b>CONTINGENCIES AND COMMITMENTS</b>
23.1	<b>Contingencies</b>
23.1.1	Income Tax returns up to the Tax Year 2023 stand assessed in terms of section 120 of the Income Tax Ordinance, 2001 [the Ordinance].
23.1.2	The Assistant Commissioner Inland Revenue Unit VII, Range III, Zone II Large Taxpayer Unit, Islamabad framed an order under section 161/205 of the Ordinance raising an income tax demand of Rs. 4.25 million for alleged non-withholding of income tax on payments made in relation to various account heads for the Tax Year 2015. The Company filed an appeal before the Commissioner Inland Revenue (Appeals) [the CIR(A)] against the impugned order. The CIR(A) confirmed the demand raised through the order. Being aggrieved with the order of the CIR(A), the Company filed second appeal before the Appellate Tribunal Inland Revenue [the Tribunal], which is subjudice till date. Based on the facts of the case the Company is hopeful that appeal will be decided in its favor.
23.1.3	Income tax assessments for Assessment Years 1996-1997 to 1999-2000 were finalized by the tax authorities mainly by curtailing management expenses and thereby raising income tax demand aggregating to Rs. 6.6 million. On appeals filed by the Company, these assessments were set aside by the Tribunal. The Company has filed reference applications to the High Court on question of admissibility of management expenses for the Assessment Years 1996-1997 to 1999-2000. The management of the Company firmly believes that the matter will be decided in their favor.
23.1.4	The Commissioner Inland Revenue Zone II, Large Taxpayer Unit, Islamabad selected case of the Company for Audit for the Tax Year 2015 under section 177 of the Ordinance and required the Company to furnish records/documents for the relevant period. The Company filed a constitutional writ petition to challenge the selection process for Audit before the Islamabad High Court [IHC] on 19 January 2018 which petition was dismissed on 02 February 2023 by the IHC. As a result of which the IR authority has resumed the Audit proceedings. The Company has filed a reply for partial compliance and is in the process of compiling the requisite information and has requested for extension in time to comply with the Notice.
23.1.5	Taxation officer of Sindh Revenue Board [SRB] framed the Order-in-Original No. 285 of 2022 dated 11 February 2022 raising a demand of Rs. 288.13 million on account of non-payment of Sindh Sales Tax [SST] on reinsurance premiums and commission from reinsurer for the period January 2014 to December 2015. The Company has filed an appeal before the Commissioner (Appeals), SRB which is subjudice till to date.
23.1.6	Taxation officer of SRB issued show cause notice No. 81802 dated 28 January 2022 thereby confronting the Company on alleged short declaration of insurance premiums and short payment of SST thereon. The Company had obtained stay from the Sindh High Court against the proceedings initiated through the show cause notice. We are not aware of any further progress on the matter.
23.1.7	Taxation officer of SRB raised observation on account of claiming inadmissible input tax adjustment of Rs. 1,699,449 and short payment of withheld SST amounting to Rs. 503,906 on services received by the Company during the tax periods January 2020 to December 2021. The Company has filed a comprehensive reply against the notice. There is no further progress on the matter till date.
23.1.8	Certain claims have been filed against the Company. The management, based on the opinion of its legal counsels, believes that the above mentioned matters are most likely to be decided in favor of the Company at superior appellate forums and no charge is required to be recognised and carried in the financial statements. Management on the basis of nature and facts of the claims believes that expected outcome of these cases will be favorable and adverse financial impact, if any, on these financial statements is not likely to be material.
23.1.9	Additional Commissioner of Punjab Revenue Authority [PRA] raised observation on claim of inadmissible input tax adjustment of Rs. 12,813,614 during the tax periods July 2014 to October 2022. The Company explained its position through our letter dated 29 May 2023 to the Officer, however there is no further progress on the matter.
23.1.10	The Deputy Commissioner Inland Revenue, Audit Unit-V, Large Taxpayer's Unit, Islamabad issued an Order-in-Original No. 04/2020 dated 31 December 2020 raising a demand of Rs. 1.39 million on account of inadmissible claim of input tax credit and short payment of Federal Excise Duty for the tax period 2017. The Company preferred an appeal before the CIR(A) who deleted the tax demand to the extent of Rs. 9,277 and upheld the remaining tax demand through Order-in-Appeal No. 06 dated 12 July 2021. Being aggrieved with the appellate Order of the CIR(A), the Company has filed an appeal before the Tribunal which is pending disposal till date. The Company has deposited total of 15% of the impugned tax demand to avail stay against the recovery of the impugned tax demand.

## NOTES TO AND FORMING PART OF THE FINANCIAL STATEMENTS

### FOR THE YEAR ENDED 31 DECEMBER 2025

**23.1.11** The Deputy Commissioner Inland Revenue (DCIR), Unit-VII, Zone-II, Large Taxpayer's Unit, Islamabad, issued a show cause Notice dated 26 November 2019 and demanded Federal Excise Duty (FED) of Rs 29.72 million on account of alleged short payment. The Company submitted its response on 06 December 2019 through which it was brought to the attention of DCIR that the Company has already discharge its liability with relevant the Revenue Authorities. Despite these submissions the DCIR framed an Order on 6 February 2020 vide which FED demand along with penalty amounting Rs. 29.72 million was raised. However, copy of the Order was not served upon the Company accordingly attested copy of the Order was arranged on 28 December 2024. The Company, being dissatisfied with the DCIR's decision, filed an appeal along with condonation of delay in filing of appeal before the Appellate Tribunal Inland Revenue Islamabad [the "ATIR"]. The ATIR disposed of the condonation application through Order dated 30 January 2025 by holding that the appeal filed is barred by time and resultantly, the appeal and the stay application were unsuccessful. The company filed a reference before the Honorable Islamabad High Court [the "IHC"] against the Order of the ATIR. The IHC decided the reference on 05 June 2025 in favor of the Company and directed the ATIR to verify the factual position of the case and decide it on merits. However, the hearing of the case has not yet been fixed.

#### **23.2 Commitments**

**23.2.1** The Company's commitment under Ijarah arrangement with Meezan Bank Limited is Rs. 27.40 million (2024: Rs 53.82 million). The contracts have a term of five years.

	2025	2024
	Rupees in thousand	
Future Minimum Ijarah (lease) payments are as under:		
Not later than one year	18,767	22,458
Later than one year and not later than five years	8,638	31,357
	<b>27,405</b>	<b>53,815</b>
Ijarah payments recognized in expense during the year	<b>23,455</b>	27,176

**23.2.2** The Company's commitment under rental agreements with lease term of less than 1 year are:

Not later than one year	109	2,738
Rental payments recognized in expense during the year	<b>8,780</b>	11,668

# NOTES TO AND FORMING PART OF THE FINANCIAL STATEMENTS

## FOR THE YEAR ENDED 31 DECEMBER 2025

	2025	2024
	Rupees in thousand	
<b>24 NET INSURANCE PREMIUM</b>		
Written gross premium	6,338,247	5,429,444
Add: Unearned premium reserve opening	2,077,374	2,062,367
Less: Unearned premium reserve closing	(2,624,926)	(2,077,374)
Premium earned	5,790,695	5,414,437
Less: Reinsurance premium ceded	2,115,988	2,030,791
Add: Prepaid reinsurance premium opening	666,136	645,855
Less: Prepaid reinsurance premium closing	(802,218)	(666,136)
Reinsurance expense	1,979,906	2,010,510
	<b>3,810,789</b>	<b>3,403,927</b>
<b>25 NET INSURANCE CLAIMS</b>		
Claims paid	3,448,379	3,464,080
Add: Outstanding claims including IBNR closing	1,462,891	1,253,366
Less: Outstanding claims including IBNR opening	(1,253,366)	(1,450,640)
Claims expense	3,657,904	3,266,806
Less: Reinsurance and other recoveries received	844,417	1,240,316
Add: Reinsurance and other recoveries in respect of outstanding claims closing	709,882	580,698
Less: Reinsurance and other recoveries in respect of outstanding claims opening	(580,698)	(888,923)
Reinsurance and other recoveries revenue	973,601	932,091
	<b>2,684,303</b>	<b>2,334,715</b>

### 25.1 Claim Development

The Company maintains adequate reserves in respect of its insurance business in order to protect against adverse future claims experience and developments. The uncertainties about the amount and timing of claim payments are normally resolved within one year. The following table shows the development of the claims over a period of time. All amounts are presented in gross numbers before reinsurance.

## NOTES TO AND FORMING PART OF THE FINANCIAL STATEMENTS

### FOR THE YEAR ENDED 31 DECEMBER 2025

Accident Year	2020 & prior	2021	2022	2023	2024	2025	Total
Rupees in thousand							
At the end of accident year	29,786	1,735,753	2,058,520	2,880,739	3,682,005	3,862,085	<b>3,862,085</b>
One year later	688,815	549,750	1,059,883	2,973,861	935,017	-	<b>935,017</b>
Two years later	40,409	54,701	369,498	108,552	-	-	<b>108,552</b>
Three years later	6,217	12,307	52,658	-	-	-	<b>52,658</b>
Four years later	(160)	7,973	-	-	-	-	<b>7,973</b>
Five year later	14,618	-	-	-	-	-	<b>14,618</b>
Current estimate of cumulative claims	14,618	7,973	52,658	108,552	935,017	3,862,085	<b>4,980,903</b>
Less: Cumulative payments to date	(6,441)	297	30,953	39,399	812,969	2,640,835	<b>3,518,012</b>
Liability recognized in statement of financial position	21,059	7,676	21,705	69,153	122,048	1,221,250	<b>1,462,891</b>

25.2 The provision for IBNR on the basis of actuarial valuation carried out as at December 31, 2025 amounted to Rs. 712,131 thousands (2024: Rs 592,152 thousands).

	2025	2024
<b>26 NET COMMISSION AND OTHER ACQUISITION COSTS</b>	<b>Rupees in thousand</b>	
Commission paid or payable	<b>389,662</b>	387,276
Add: Deferred commission expense opening	<b>140,768</b>	154,757
Less: Deferred commission expense closing	<b>(166,692)</b>	(140,768)
Net commission	<b>363,738</b>	401,265
Less: Commission received or recoverable	<b>466,554</b>	453,971
Add: Unearned reinsurance commission opening	<b>124,519</b>	122,020
Less: Unearned reinsurance commission closing	<b>(146,214)</b>	(124,519)
Commission from reinsurers	<b>444,859</b>	451,472
	<b>(81,121)</b>	(50,207)

## NOTES TO AND FORMING PART OF THE FINANCIAL STATEMENTS

### FOR THE YEAR ENDED 31 DECEMBER 2025

			2025	2024
27	MANAGEMENT EXPENSES	Note	Rupees in thousand	
	Employees benefit cost	27.1	651,717	650,809
	Rent		8,780	10,344
	Communication		7,605	8,516
	Tracker devices		7,562	5,149
	Monitoring of trackers		25,418	25,869
	Printing and stationery		12,123	11,589
	Traveling and entertainment		12,637	10,713
	Depreciation and amortization		141,361	100,788
	Repair and maintenance		19,529	14,209
	Utilities		23,675	30,437
	Advertisement		6,499	1,591
	Legal and professional charges		15,034	11,299
	Bank charges		6,684	3,238
	Reversal of provision against premium due but unpaid		(6,083)	(973)
	Provision against health claims excess receivable		5,516	-
	Vehicle ljarah rentals		23,455	27,176
	Miscellaneous		24,830	11,134
			<b>986,342</b>	<b>921,888</b>
<b>27.1</b>	<b>Employees benefit cost</b>			
	Salaries, allowance and other benefits		608,807	604,936
	Charges for post employment benefits	27.2	42,910	45,873
			<b>651,717</b>	<b>650,809</b>

**27.2** This includes charges for defined benefit plans, staff compensated absences and defined contribution plans amounting to Rs. 22.11 million (2024: Rs. 20.95 million), Rs. 11.64 million (2024: Rs. 8.45 million) and Rs. 17.15 million (2024: Rs. 16.68 million) respectively.

## NOTES TO AND FORMING PART OF THE FINANCIAL STATEMENTS

### FOR THE YEAR ENDED 31 DECEMBER 2025

		2025	2024
28	<b>INVESTMENT INCOME</b>		
		Rupees in thousand	
	<b>Dividend income on investments</b>		
	Dividend income on securities held for trading	13,569	20,730
	Dividend income on available for sale investments	20,150	46,107
		33,719	66,837
	<b>Income from debt securities</b>		
	Return on government securities	170,258	328,664
	Return on other fixed income securities	28,453	46,071
		198,711	374,735
	<b>Net realised gains on investments</b>		
	Gain on trading of held for trading investments	36,806	51,797
	(Loss) / Gain on sale of available-for-sale investments	412,044	137,641
		448,850	189,438
	Unrealized profit on re-measurement of		
	investments held for trading	19,899	12,681
	Provision for diminution in available-for-sale investments	20,272	16,375
	Investment related expenses	(646)	-
	<b>Total investment income</b>	<b>720,805</b>	<b>660,067</b>
29	<b>RENTAL INCOME</b>		
	Rental income	26,708	7,068
	Less : expenses of investment property	(55)	(54)
		26,653	7,014
30	<b>OTHER INCOME</b>		
	Profit on bank deposits	34,936	65,883
	Gain on sale of fixed assets	2,508	338
	Mark-up on staff house building finance	854	629
	Funds amortized against leased vehicles	11,695	5,522
	Others	5,860	20,529
		55,853	92,901

# NOTES TO AND FORMING PART OF THE FINANCIAL STATEMENTS

## FOR THE YEAR ENDED 31 DECEMBER 2025

			2025	2024
<b>31</b>	<b>OTHER EXPENSES</b>	<b>Note</b>	<b>Rupees in thousand</b>	
	Subscription		10,604	8,862
	Legal & Professional fee other than business related		4,730	-
	Auditors' remuneration	31.1	2,563	2,330
			<b>17,897</b>	<b>11,192</b>
<b>31.1</b>	<b>Auditors' remuneration</b>			
	<b>Gross remuneration</b>			
	Annual Audit Fee		1,310	1,100
	Consolidated Financial Statements		275	250
	Review of Condensed Interim Financial Information		550	500
	Compliance with CCG		138	125
	Other Certification and review		275	250
	Special Purpose Review		303	275
	Out Of Pocket Expenses		275	250
			<b>3,126</b>	<b>2,750</b>
	<b>Less: Auditors' remuneration-Takaful Portion</b>			
	Annual Audit Fee		342	280
	Review of Condensed Interim Financial Information		110	100
	Other Certification and review		110	100
			<b>562</b>	<b>480</b>
	<b>Auditors' remuneration-Conventional Portion</b>		<b>2,564</b>	<b>2,270</b>
	<b>Represented by:</b>			
	Annual Audit Fee		968	820
	Consolidated Financial Statements		275	250
	Review of Condensed Interim Financial Information		440	400
	Compliance with CCG		138	125
	Other Certification and review		165	150
	Special Purpose Review		303	275
	Out Of Pocket Expenses		275	250
			<b>2,564</b>	<b>2,270</b>

## NOTES TO AND FORMING PART OF THE FINANCIAL STATEMENTS

### FOR THE YEAR ENDED 31 DECEMBER 2025

		2025	2024
		Rupees in thousand	
<b>32</b>	<b>FINANCE COSTS</b>		
	Interest on lease liabilities	41,109	22,067
	Interest on running finance	165	-
		<b>41,274</b>	<b>22,067</b>
<b>33</b>	<b>WINDOW TAKAFUL OPERATIONS - OPF</b>		
	Wakala fee	405,666	303,837
	Management expenses	(230,925)	(156,389)
	Commission expenses	(105,163)	(79,214)
	Modarib's share of PTF investment income	26,184	17,406
	Investment income	51,110	41,969
	Other income - net	4,230	8,228
	Profit from Window Takaful Operations - OPF	<b>151,102</b>	<b>135,837</b>
<b>34</b>	<b>INCOME TAX EXPENSE</b>		
	<b>For the year</b>		
	Current	413,621	393,212
	Deferred	8,214	10,979
		<b>421,835</b>	<b>404,191</b>

# NOTES TO AND FORMING PART OF THE FINANCIAL STATEMENTS

## FOR THE YEAR ENDED 31 DECEMBER 2025

34.1	Relationship between tax expense and accounting profit	2025	2024	2025	2024
		Effective tax rate - %		Rupees in thousand	
	Profit for the year before taxation			1,116,507	1,060,091
	Tax at the applicable rate	39.00%	39.00%	435,438	413,435
	Effect of items that are not considered				
	in determining taxable income - net	-1.22%	-0.87%	(13,603)	(9,244)
		37.78%	38.13%	421,835	404,191
34.2	Taxation charged to other comprehensive income				
	Deferred tax income / (expense)			75,716	(91,121)
				2025	2024
35	EARNINGS PER SHARE				
	Profit after tax (Rupees in thousand)			694,672	655,900
	Weighted average number of ordinary shares outstanding			79,974	71,902
	Earnings per share before right issue				
	Earnings (after tax) per share - (Rupees)			9.66	9.12
	Earnings per share after right issue				
	Earnings (after tax) per share - (Rupees) - Basic & Diluted (2024: Restated)			8.69	8.30

During FY 2025, the Company successfully completed a rights issue in the ratio of 40 ordinary shares for every 100 shares held at a subscription price of Rs. 32 per share. As a result, 28,760,758 additional ordinary shares were issued and credited to the respective shareholders' accounts on 15 December 2025.

In accordance with the requirements of IAS 33 – Earnings per Share, the prior year's earnings per share has been restated to reflect the adjustment/bonus element embedded in the rights issue, ensuring comparability between reporting periods.

The Company had no convertible or other dilutive potential ordinary shares outstanding at the reporting date. Accordingly, there is no dilution impact on earnings per share, and therefore, the basic earnings per share is equal to the diluted earnings per share for the year ended 2025.

## NOTES TO AND FORMING PART OF THE FINANCIAL STATEMENTS

### FOR THE YEAR ENDED 31 DECEMBER 2025

#### 36 COMPENSATION OF DIRECTORS AND EXECUTIVES

36.1 The aggregate amounts charged in these unconsolidated financial statements for remuneration, including all benefits, to the Chief Executive, Directors and Executives of the Company are as follows:

	2025			2024		
	Chief Executive	Directors	Executives	Chief Executive	Directors	Executives
	Rupees in thousand					
Fees	-	1,700	-	-	1,700	-
Managerial remuneration	28,376	-	98,365	24,675	-	69,195
Leave encashment	2,018	-	2,915	1,487	-	1,639
Bonus	10,281	-	31,502	8,940	-	21,527
Charge to defined benefit plan	2,459	-	6,843	2,574	-	4,754
Rent and house maintenance	12,769	-	44,183	11,104	-	31,138
Utilities	2,838	-	9,818	2,467	-	6,920
Conveyance	-	-	-	27	-	1,525
Provident fund	2,364	-	6,255	2,055	-	4,168
Others	420	-	4,622	420	-	10,743
	61,525	1,700	204,503	53,749	1,700	151,609
No of person(s)	1	8	53	1	8	38

36.2 The Chief Executive and Executives are also provided with Company maintained cars.

36.3 As defined in fourth Schedule of Companies Act 2017 (Amended vide S.R.O. 1169 (I)/2017 dated November 7th, 2017), "executive" means an employee, other than the chief executive and directors, whose basic salary exceeds twelve hundred thousand rupees in a financial year

# NOTES TO AND FORMING PART OF THE FINANCIAL STATEMENTS

## FOR THE YEAR ENDED 31 DECEMBER 2025

### 37 RELATED PARTY TRANSACTIONS

The Company is a subsidiary of Army Welfare Trust ("the parent company") therefore all subsidiaries and associated undertakings of the parent company are related parties of the Company. Other related parties comprise of directors, key management personnel, entities with common directorships and entities over which the directors are able to exercise influence. Balances with related parties are shown in the note 12.1 and the remuneration of chief executive, executives and directors is disclosed in note 36 to the unconsolidated financial statements. Investments with related parties are shown in note 9.1 & 9.2 and investment property is shown in note 7.1. Transactions with related parties other than those disclosed elsewhere in these financial statements are as follows:

	2025	2024
	Rupees in thousand	
<b>Transactions with the parent company:</b>		
Insurance premium written (including government levies administrative surcharge and policies stamps)	14,145	13,793
Premium received during the period	14,134	13,794
Insurance claims paid	5,936	3,324
Rent paid	33,600	28,571
Dividend Paid	213,004	223,654
<b>Transactions with subsidiary:</b>		
Services acquired	32,404	28,753
Payments made	(30,000)	(25,469)
Insurance premium written (including government levies administrative surcharge and policies stamps)	3,361	1,055
Premium received during the period	3,361	1,030
Insurance claims paid	1,529	932
<b>Transactions with associated undertakings:</b>		
<b>Army Welfare Sugar Mills</b>		
Insurance premium written (including government levies administrative surcharge and policies stamps)	17,146	16,840
Premium received during the period	17,356	16,604
Insurance claims paid	1,350	1,019
<b>Askari Aviation (Private) Limited</b>		
Insurance premium written (including government levies administrative surcharge and policies stamps)	3,804	3,040
Premium received during the period	3,987	2,900
Insurance claims paid	145	505

## NOTES TO AND FORMING PART OF THE FINANCIAL STATEMENTS

### FOR THE YEAR ENDED 31 DECEMBER 2025

	2025	2024
<b>Askari Development and Holdings (Private) Limited</b>	<b>Rupees in thousand</b>	
Insurance premium written (including government levies administrative surcharge and policies stamps)	11,791	10,682
Premium received during the period	12,105	21,552
Insurance claims paid	612	752
<b>Askari Enterprises (Private) Limited</b>		
Insurance premium written (including government levies administrative surcharge and policies stamps)	692	102
Premium received during the period	427	321
Insurance claims paid	296	234
<b>Askari CNG and Fuels</b>		
Insurance premium written (including government levies administrative surcharge and policies stamps)	5,190	5,001
Premium received during the period	4,981	5,279
Insurance claims paid	598	6,408
<b>Askari Guards (Private) Limited</b>		
Insurance premium written (including government levies administrative surcharge and policies stamps)	81,414	103,119
Premium received during the period	67,224	105,357
Insurance claims paid	2,686	11,618
<b>Askari Lagoon Faisalabad</b>		
Insurance premium written (including government levies administrative surcharge and policies stamps)	281	197
Premium received during the period	334	67
Insurance claims paid	-	-

# NOTES TO AND FORMING PART OF THE FINANCIAL STATEMENTS

## FOR THE YEAR ENDED 31 DECEMBER 2025

	2025	2024
<b>Askari Shoe Project</b>	<b>Rupees in thousand</b>	
Insurance premium written (including government levies administrative surcharge and policies stamps)	6,543	912
Premium received during the period	7,435	2,239
Insurance claims paid	875	875
<b>Askari Tours and Travels</b>		
Insurance premium written (including government levies administrative surcharge and policies stamps)	736	691
Premium received during the period	736	685
Insurance claims paid	186	555
<b>Askari Woolen Mills</b>		
Insurance premium written (including government levies administrative surcharge and policies stamps)	3,431	723
Premium received during the period	4,137	796
Insurance claims paid	233	279
<b>AWT Plaza Project</b>		
Insurance premium written (including government levies administrative surcharge and policies stamps)	-	-
Premium received during the period	223	-
Insurance claims paid	-	-
<b>Blue Lagoon</b>		
Insurance premium written (including government levies administrative surcharge and policies stamps)	532	613
Premium received during the period	669	772
Insurance claims paid	319	270

## NOTES TO AND FORMING PART OF THE FINANCIAL STATEMENTS

### FOR THE YEAR ENDED 31 DECEMBER 2025

	2025	2024
<b>Fauji Security Services (Private) Limited</b>		
	<b>Rupees in thousand</b>	
Insurance premium written (including government levies administrative surcharge and policies stamps)	42,198	42,220
Premium received during the period	42,549	30,055
Insurance claims paid	3,754	3,149
<b>MAL Pakistan Limited</b>		
Insurance premium written (including government levies administrative surcharge and policies stamps)	11,585	9,678
Premium received during the period	13,075	9,283
Insurance claims paid	4,976	2,999
<b>Army Welfare Housing Scheme</b>		
Insurance premium written (including government levies administrative surcharge and policies stamps)	1,006	470
Premium received during the period	592	470
Insurance claims paid	130	69
<b>Army Welfare Real Estate Division</b>		
Insurance premium written (including government levies administrative surcharge and policies stamps)	2,723	2,382
Premium received during the period	2,653	2,729
Insurance claims paid	1,348	755
<b>AWT Investments Limited</b>		
Insurance premium written (including government levies administrative surcharge and policies stamps)	-	-
Premium received during the period	545	61
Insurance claims paid	-	3

# NOTES TO AND FORMING PART OF THE FINANCIAL STATEMENTS

## FOR THE YEAR ENDED 31 DECEMBER 2025

	2025	2024
	Rupees in thousand	
<b>Services Travels</b>		
Insurance premium written (including government levies administrative surcharge and policies stamps)	165	141
Premium received during the period	170	136
Insurance claims paid	-	20
<b>Askari Life Assurance</b>		
Insurance premium written (including government levies administrative surcharge and policies stamps)	981	759
Premium received during the period	1,078	829
Insurance claims paid	110	79
<b>Askari Seeds</b>		
Insurance premium written (including government levies administrative surcharge and policies stamps)	2,547	1,591
Premium received during the period	2,329	1,606
Insurance claims paid	464	500
<b>Jolidays (Private Limited)</b>		
Insurance premium written (including government levies administrative surcharge and policies stamps)	266	58
Premium received during the period	266	134
Insurance claims paid	102	102
<b>Transactions with other related parties</b>		
Contributions to Employees Provident Fund Trust	52,009	54,305

# NOTES TO AND FORMING PART OF THE FINANCIAL STATEMENTS

## FOR THE YEAR ENDED 31 DECEMBER 2025

### 38 FAIR VALUE OF FINANCIAL INSTRUMENTS

The following table shows the carrying amounts and fair values of financial assets and financial liabilities, including their levels in the fair value hierarchy for financial instruments measured at fair value. It does not include fair value information for financial assets and financial liabilities not measured at fair value if the carrying amount is a reasonable approximation of fair value.

		2025									
		Held-for-trading	Available-for-sale	Held-to-maturity	Loans and receivables	Other financial liabilities	Total	Level 1	Level 2	Level 3	Total
Rupees in thousand											
<b>Financial assets measured at fair value</b>											
Investment at fair value through profit and loss	1,751,392	-	-	-	-	-	1,751,392	1,751,392	-	-	1,751,392
Investment at fair value through other comprehensive income	-	1,145,642	-	-	-	-	1,145,642	1,145,642	-	-	1,145,642
Investment at fair value through profit and loss - WTO	292,352	-	-	-	-	-	292,352	292,352	-	-	292,352
Investment at available for sale - WTO	-	74,403	-	-	-	-	74,403	69,192	-	5,211	74,403
<b>Financial assets not measured at fair value</b>											
Investments											
- Government securities	-	-	-	898,966	-	-	898,966	-	-	898,967	898,967
- Fixed term deposits	-	210,025	-	-	-	-	210,025	-	-	-	-
Loans to employees	-	-	-	-	119	-	119	-	-	-	-
Accrued investment income*	-	-	-	-	13,771	-	13,771	-	-	-	-
Staff house building finance	-	-	-	-	9,368	-	9,368	-	-	-	-
Sundry receivables*	-	-	-	-	317,054	-	317,054	-	-	-	-
Amounts due from insurance contract holders*	-	-	-	-	1,589,915	-	1,589,915	-	-	-	-
Amounts due from other insurers / reinsurers*	-	-	-	-	137,846	-	137,846	-	-	-	-
Reinsurance recoveries against outstanding claims*	-	-	-	-	709,882	-	709,882	-	-	-	-
Salvage recoveries accrued*	-	-	-	-	2,393	-	2,393	-	-	-	-
Cash and bank deposits*	-	-	-	-	824,247	-	824,247	-	-	-	-
Total assets of Window Takatful Operations - OPF	-	-	-	-	247,852	-	247,852	-	-	-	-
<b>Financial liabilities not measured at fair value</b>											
Provision for outstanding claims (including IBNR)*	-	-	-	-	-	(1,462,891)	(1,462,891)	-	-	-	-
Lease liabilities	-	-	-	-	-	(386,517)	(386,517)	-	-	-	-
Amounts due to other insurers / reinsurers*	-	-	-	-	-	(429,614)	(429,614)	-	-	-	-
Unclaimed dividend*	-	-	-	-	-	(20,045)	(20,045)	-	-	-	-
Accrued expenses*	-	-	-	-	-	(66,708)	(66,708)	-	-	-	-
Other creditors and accruals*	-	-	-	-	-	(299,255)	(299,255)	-	-	-	-
Deposits and other payables*	-	-	-	-	-	(139,206)	(139,206)	-	-	-	-
Total liabilities of Window Takatful Operations - OPF	-	-	-	-	-	(252,406)	(252,406)	-	-	-	-
	2,043,744	1,430,070	898,966	3,852,447	(3,056,642)	5,168,585	3,258,578	-	-	904,178	4,162,756

# NOTES TO AND FORMING PART OF THE FINANCIAL STATEMENTS

## FOR THE YEAR ENDED 31 DECEMBER 2025

2024

	Held-for-trading	Available-for-sale	Held-to-maturity	Loans and receivables	Other financial liabilities	Total	Level 1	Level 2	Level 3	Total
<b>Rupees in thousand</b>										
<b>Financial assets measured at fair value</b>										
Investment at fair value through profit and loss	376,793	-	-	-	-	376,793	376,793	-	-	376,793
Investment at fair value through other comprehensive income	-	1,275,878	-	-	-	1,275,878	1,275,878	-	-	1,275,878
Investment at fair value through profit and loss - WTO	245,702	-	-	-	-	245,702	155,471	-	-	155,471
Investment at available for sale - WTO	-	72,621	-	-	-	72,621	67,410	-	5,211	72,621
<b>Financial assets not measured at fair value</b>										
<b>Investments</b>										
- Government securities	-	-	1,868,194	-	-	1,868,194	-	-	-	2,017,001
- Fixed term deposits	-	210,025	-	-	-	210,025	-	-	-	-
Loans to employees	-	-	-	145	-	145	-	-	-	-
Accrued investment income*	-	-	-	45,540	-	45,540	-	-	-	-
Staff house building finance	-	-	-	3,025	-	3,025	-	-	-	-
Sundry receivables*	-	-	-	266,183	-	266,183	-	-	-	-
Amounts due from insurance contract holders*	-	-	-	1,524,957	-	1,524,957	-	-	-	-
Amounts due from other insurers / reinsurers*	-	-	-	57,499	-	57,499	-	-	-	-
Reinsurance recoveries against outstanding claims*	-	-	-	580,698	-	580,698	-	-	-	-
Salvage recoveries accrued*	-	-	-	2,633	-	2,633	-	-	-	-
Cash and bank deposits*	-	-	-	430,664	-	430,664	-	-	-	-
Total assets of Window Takaful Operations - OPF	-	-	-	198,502	-	198,502	-	-	-	-
<b>Financial liabilities not measured at fair value</b>										
Provision for outstanding claims (including IBNR)*	-	-	-	-	(1,253,366)	(1,253,366)	-	-	-	-
Lease liabilities	-	-	-	-	(154,813)	(154,813)	-	-	-	-
Amounts due to other insurers / reinsurers*	-	-	-	-	(737,469)	(737,469)	-	-	-	-
Unclaimed dividend*	-	-	-	-	(17,074)	(17,074)	-	-	-	-
Accrued expenses*	-	-	-	-	(51,591)	(51,591)	-	-	-	-
Other creditors and accruals*	-	-	-	-	(264,564)	(264,564)	-	-	-	-
Deposits and other payables*	-	-	-	-	(73,893)	(73,893)	-	-	-	-
Total liabilities of Window Takaful Operations - OPF	-	-	-	-	(219,112)	(219,112)	-	-	-	-
	622,495	1,558,524	1,868,194	3,108,846	(2,771,882)	4,386,177	1,875,552	-	2,022,212	3,897,764

\* The Company has not disclosed the fair value of these items because their carrying amounts are a reasonable approximation of fair value. Fair value is an amount for which an asset could be exchanged, or a liability settled, between knowledgeable willing parties in an arm's length transaction. Consequently, differences may arise between the carrying values and the fair values estimates.

The Company measures fair values using the following fair value hierarchy that reflects the significance of the inputs used in making the measurements:

Level 1: Fair value measurements using quoted prices (unadjusted) in active markets for identical assets or liabilities.

Level 2: Fair value measurements using inputs other than quoted prices included within Level 1 that are observable for the asset or liability, either directly (i.e. as prices) or indirectly (i.e. derived from prices).

Level 3: Fair value measurements using inputs for the asset or liability that are not based on observable market data (i.e. unobservable inputs).

# NOTES TO AND FORMING PART OF THE FINANCIAL STATEMENTS

## FOR THE YEAR ENDED 31 DECEMBER 2025

### 39 SEGMENT INFORMATION

#### 39.1 Segment Profit and loss

	Fire and property damage		Marine, aviation and transport		Motor		Accident and health		Miscellaneous		Total	
	2025	2024	2025	2024	2025	2024	2025	2024	2025	2024	2025	2024
	Rupees in thousand											
Premium receivable (inclusive of Federal Excise Duty, Federal Insurance Fee and Administrative surcharge)	1,389,950	1,175,973	527,070	536,179	1,689,424	1,483,132	2,381,030	1,816,234	1,014,191	983,615	7,001,665	5,995,133
Less: Federal Excise Duty	185,438	158,980	57,395	57,900	228,945	202,179	5,545	9,377	90,673	58,807	567,996	487,243
Federal Insurance Fee	11,880	10,129	4,394	4,526	14,515	12,887	22,850	17,811	8,910	9,080	62,549	54,443
Stamp Duty	665	491	29,184	22,233	1,367	910	853	6	804	362	32,873	24,002
Gross written premium (inclusive of administrative surcharge)	1,191,967	1,006,373	436,097	451,520	1,444,597	1,267,146	2,351,782	1,789,040	913,804	915,366	6,338,247	5,429,445
Gross premium	1,192,846	1,012,975	422,384	441,531	1,398,777	1,224,790	2,285,965	1,782,730	894,568	903,960	6,194,540	5,365,986
Administrative surcharge	8,538	7,822	14,703	11,741	45,721	42,561	955	980	9,683	7,676	79,600	70,780
Service charges	(9,417)	(14,424)	(990)	(1,752)	99	(205)	64,862	5,330	9,553	3,729	64,107	(7,321)
Insurance premium earned	1,089,136	972,131	435,668	504,439	1,342,940	1,264,175	2,119,575	1,786,190	803,176	887,501	5,790,695	5,414,437
Insurance premium ceded to reinsurers	(999,124)	(865,532)	(313,442)	(402,613)	(71,376)	(61,453)	(59)	-	(595,905)	(680,912)	(1,979,906)	(2,010,510)
Net insurance premium	90,012	106,599	122,426	101,826	1,271,564	1,202,722	2,119,516	1,786,190	207,271	206,589	3,810,789	3,403,927
Commission income	215,040	197,382	104,130	106,343	11,129	11,343	9	-	114,551	136,403	444,859	451,472
<b>Net underwriting income</b>	<b>305,052</b>	<b>303,981</b>	<b>226,556</b>	<b>208,170</b>	<b>1,282,693</b>	<b>1,214,065</b>	<b>2,119,525</b>	<b>1,786,190</b>	<b>321,822</b>	<b>342,992</b>	<b>4,255,648</b>	<b>3,855,399</b>
Insurance claims	(461,826)	(672,658)	(267,319)	(98,406)	(581,914)	(631,205)	(1,980,788)	(1,618,688)	(366,057)	(245,849)	(3,657,904)	(3,266,806)
Insurance claims recovered from reinsurers	397,197	633,908	226,069	55,346	46,758	49,149	-	(13,842)	303,577	207,530	973,601	932,091
<b>Net claims</b>	<b>(64,629)</b>	<b>(38,750)</b>	<b>(41,250)</b>	<b>(43,060)</b>	<b>(534,156)</b>	<b>(582,056)</b>	<b>(1,980,788)</b>	<b>(1,632,530)</b>	<b>(62,480)</b>	<b>(38,319)</b>	<b>(2,684,303)</b>	<b>(2,334,715)</b>
Commission expense	(113,630)	(122,416)	(68,075)	(88,343)	(56,355)	(65,143)	(80,664)	(67,695)	(45,014)	(57,668)	(363,738)	(401,265)
Management expense	(47,158)	(55,501)	(64,140)	(53,016)	(713,671)	(668,980)	(52,782)	(36,828)	(108,591)	(107,562)	(986,342)	(921,887)
<b>Underwriting results</b>	<b>79,635</b>	<b>87,314</b>	<b>53,091</b>	<b>23,751</b>	<b>(22,489)</b>	<b>(102,114)</b>	<b>5,291</b>	<b>49,138</b>	<b>105,737</b>	<b>139,443</b>	<b>221,265</b>	<b>197,531</b>
Investment income											720,805	660,067
Rental income											26,653	7,014
Other income											55,853	92,901
Finance costs											(41,274)	(22,067)
Other expenses											(17,897)	(11,192)
<b>Profit before tax from Window Takaful Operations - OPF</b>											<b>965,645</b>	<b>924,254</b>
<b>Profit before tax</b>											<b>151,102</b>	<b>135,837</b>
											<b>1,116,747</b>	<b>1,060,091</b>

# NOTES TO AND FORMING PART OF THE FINANCIAL STATEMENTS

## FOR THE YEAR ENDED 31 DECEMBER 2025

### 39.2 Segment Assets and Liabilities

	Fire and property damage		Marine, aviation and transport		Motor		Accident and health		Miscellaneous		Total	
	2025	2024	2025	2024	2025	2024	2025	2024	2025	2024	2025	2024
	Rupees in thousand											
Corporate Segment assets - Conventional	987,988	832,681	295,244	197,067	825,823	776,760	1,251,417	1,036,445	533,707	487,106	3,894,179	3,330,059
Corporate Segment assets - Takatūl OPF	46,494	46,932	20,017	20,870	92,360	72,898	46,597	37,544	14,540	9,543	220,008	187,787
Corporate Segment assets - Takatūl PTF	162,765	125,502	75,303	62,306	278,659	222,371	281,850	224,765	150,776	38,634	949,333	673,578
Corporate unallocated assets - Conventional	209,259	172,434	95,320	83,176	371,019	285,269	328,427	262,309	165,316	48,177	1,169,341	861,365
Corporate unallocated assets - Takatūl OPF											5,783,934	4,530,822
Corporate unallocated assets - Takatūl PTF											443,427	380,342
Consolidated total assets											406,600	642,179
Corporate Segment liabilities - Conventional											850,027	1,022,521
Corporate Segment liabilities - Takatūl OPF											11,697,481	9,744,767
Corporate Segment liabilities - Takatūl PTF												
Consolidated total liabilities												
Corporate Segment liabilities - Conventional	1,099,303	925,815	304,694	223,631	1,170,960	1,191,552	1,632,789	1,464,788	823,916	660,678	5,031,662	4,466,464
Corporate Segment liabilities - Takatūl OPF	43,234	39,065	7,740	8,056	121,191	84,318	33,412	65,856	44,785	8,555	250,362	205,850
Corporate Segment liabilities - Takatūl PTF	142,541	104,195	92,490	74,201	334,214	320,276	388,626	407,855	93,458	39,092	1,051,329	945,619
Corporate unallocated liabilities - Conventional	185,775	143,260	100,230	82,257	455,405	404,594	422,038	473,711	138,243	47,647	1,301,691	1,151,469
Corporate unallocated liabilities - Takatūl OPF											724,034	545,729
Corporate unallocated liabilities - Takatūl PTF											40,184	38,777
Consolidated total liabilities											304,604	370,138
											344,788	408,915
											7,402,175	6,572,577

## NOTES TO AND FORMING PART OF THE FINANCIAL STATEMENTS

### FOR THE YEAR ENDED 31 DECEMBER 2025

40	MOVEMENT IN INVESTMENTS	Held to maturity	Available- for -sale	Fair value through P&L	Loans and receivables	Total
Rupees in thousand						
	At beginning of previous year	2,774,068	680,084	262,786	-	3,716,938
	Additions	284,128	1,339,007	1,981,042	-	3,604,177
	Disposals (sale and redemptions)	(1,190,000)	(780,405)	(1,878,203)	-	(3,848,608)
	Fair value net gain (excluding net realised gains)	-	247,216	11,167	-	258,383
	<b>At beginning of current year</b>	<b>1,868,196</b>	<b>1,485,902</b>	<b>376,792</b>	<b>-</b>	<b>3,730,890</b>
	Additions	18,619	2,174,546	4,603,013	-	6,796,178
	Disposals (sale and redemptions)	(987,848)	(2,135,169)	(3,235,633)	-	(6,358,650)
	Fair value net gain (excluding net realised gains)	-	(169,611)	7,218	-	(162,393)
	<b>At end of current year</b>	<b>898,967</b>	<b>1,355,668</b>	<b>1,751,390</b>	<b>-</b>	<b>4,006,025</b>

#### 41 MANAGEMENT OF FINANCIAL AND INSURANCE RISK

##### 41.1 Financial risk

The Company's activities exposes it to a variety of financial risks: credit risk, liquidity risk and market risk (including interest / mark-up rate risk and price risk). The Company's overall risk management program focuses on the unpredictability of financial markets and seeks to minimize potential adverse effects on the financial performance. The Company consistently manages its exposure to financial risk without any material change from previous year in the manner described in notes below.

The Board of Directors has overall responsibility for the establishment and oversight of Company's risk management framework. The Board is also responsible for developing the Company's risk management policies.

##### i) Credit risk

Credit risk is the risk that arises with the possibility that one party to a financial instrument will fail to discharge its obligation and cause the other party to incur a financial loss. The Company attempts to control credit risk by monitoring credit exposures by undertaking transactions with a large number of counterparties in various industries and by continually assessing the credit worthiness of counterparties.

Concentration of credit risk occurs when a number of counterparties have a similar type of business activities. As a result, any change in economic, political or other conditions would effect their ability to meet contractual obligations in similar manner. The management monitors and limits the Company's exposure to credit risk through monitoring of client's exposure and maintaining conservative estimates of provisions for doubtful assets, if required. The management believes it is not exposed to significant concentration of credit risk as its financial assets are adequately diversified in entities of sound financial standing, covering various industrial sectors.

## NOTES TO AND FORMING PART OF THE FINANCIAL STATEMENTS

### FOR THE YEAR ENDED 31 DECEMBER 2025

The carrying amount of financial assets represents the maximum credit exposure, as specified below:

	2025	2024
	Rupees in thousand	
Bank deposits	818,737	427,821
Investments	4,006,025	3,730,890
Salvage recoveries accrued	2,393	2,633
Advances to employees	119	145
Amounts due from insurance contract holders	1,589,915	1,524,957
Amounts due from other insurers / reinsurers	137,846	57,499
Accrued investment income	13,771	45,540
Reinsurance recoveries against outstanding claims	709,882	580,698
Staff house building finance	9,368	3,025
Sundry receivables	317,054	265,183
	<b>7,605,110</b>	<b>6,638,391</b>

The Company does not hold any collateral against the above balances except for staff house building finance. Provision against receivable is written off when the Company expects that it cannot recover the balance due. Except as already provided for in these unconsolidated financial statements, past due balances were not impaired as they relate to a number of policy holders and other insurers / reinsurers for whom there is no recent history of default. The age analysis of gross receivables is as follows:

	Amount due from insurance contract holders	Amount due from other insurers / reinsurers	Reinsurance recoveries against outstanding claims	Sundry receivables	2025 Aggregate	2024 Aggregate
	Rupees in thousand					
Up to 1 year	1,477,702	135,727	364,841	317,054	2,295,324	2,181,660
1-2 years	111,557	2,120	-	-	113,677	177,107
2-3 years	9,248	542	-	-	9,790	55,755
Over 3 years	52	4,986	-	-	5,038	34,070
	<b>1,598,559</b>	<b>143,375</b>	<b>364,841</b>	<b>317,054</b>	<b>2,423,829</b>	<b>2,448,592</b>

## NOTES TO AND FORMING PART OF THE FINANCIAL STATEMENTS

### FOR THE YEAR ENDED 31 DECEMBER 2025

a) The credit quality of Company's bank balances can be assessed with reference to external credit ratings as follows:

Rating Financial institution	Rating		Rating agency	2025	2024
	Long term	Short term		Rupees in thousand	
Askari Bank Limited	AA+	A1+	PACRA	705,493	351,137
Bank Makramah Limited (Formerly:Summit Bank Limited)	Un Rated	Un Rated	VIS	2	207
Habib Bank Limited	AAA	A1+	VIS	1,189	1,597
Faysal Bank Limited	AA	A1+	PACRA	20,864	18,570
Bank Al Falah Limited	AAA	A1+	PACRA	252	173
Bank Al-Habib Limited	AAA	A1+	PACRA	8,621	1,353
Meezan Bank Limited	AAA	A1+	VIS	515	2,802
The Bank Of Punjab	AA+	A1+	PACRA	12,533	8,263
NRSP Microfinance Bank	A-	A2	PACRA	43	43
JS Bank Limited	AA	A1+	PACRA	4,606	1,725
Bank Of Khyber	A+	A1	PACRA	6,668	9,486
Punjab Provincial Cooperative Bank	Exempted	Exempted	Not applicable	242	1,149
Zarai Taraqiyati Bank	AAA	A1+	VIS	32,888	14,265
Allied Bank Limited	AAA	A1+	PACRA	6,406	2,544
Finca Microfinance Bank	BBB+	A3	PACRA	10,169	598
U Microfinance Bank	A+	A1	VIS	1,810	1,637
MCB Bank Limited	AAA	A1+	PACRA	6,391	12,236
United Bank Limited	AAA	A1+	VIS	34	34
Bank of Azad Jammu & Kashmir	Un Rated	Un Rated		2	2
Mobilink Microfinance Bank	A	A1	PACRA	10	-
				<b>818,738</b>	<b>427,821</b>

b) The credit quality of amounts due from other insurers / reinsurers and reinsurance recoveries against outstanding claims can be assessed with reference to external credit rating as follows:

Rating	2025		2024	
	Amount due from other insurers / reinsurers	Reinsurance recoveries against outstanding claims	Aggregate	Aggregate
	Rupees in thousand			
	143,375	709,882	853,257	643,334
A or above	143,375	709,882	853,257	643,334

c) The Company has diversified portfolio of investment to mitigate the risk. The credit risk exposure relates to investment in debt securities as mentioned in note 10 to the unconsolidated financial statements. The Company has also maintained a provision against certain certificates of investments as disclosed in note 10 to the unconsolidated financial statements.

#### ii) Liquidity risk

Liquidity risk is the risk that the Company will not be able to meet its financial obligations when they fall due. Prudent liquidity risk management implies maintaining sufficient cash and marketable securities. Liquidity requirements are monitored by management to ensure that adequate funds are available to meet any obligations as they arise. To guard against risk, the Company has diversified funding sources and assets are managed with liquidity in mind, maintaining a healthy balance of cash and cash equivalents and readily marketable securities.

## NOTES TO AND FORMING PART OF THE FINANCIAL STATEMENTS

### FOR THE YEAR ENDED 31 DECEMBER 2025

The table below summarises the maturity profile of the Company's financial liabilities. The contractual maturities of these liabilities at the year end have been determined on the basis of the remaining period at the balance sheet date to the contractual maturity date. Financial liabilities not having a contractual maturity are assumed to mature on the expected date on which these liabilities will be settled.

	2025			
	Carrying amount	Contractual cash flows	Up to one year	More than one year
Rupees in thousand				
Provision for outstanding claims (including IBNR)	1,462,891	1,462,891	1,462,891	-
Amounts due to other insurers / reinsurers	429,614	429,614	429,614	-
Other creditors and accruals	230,964	230,964	230,964	-
Unclaimed dividend	20,045	20,045	20,045	-
Deposits and other payables	139,206	139,206	139,206	-
Lease liabilities	386,517	386,517	66,163	320,354
Other liabilities	38,639	38,639	38,639	-
Total liabilities of Window Takaful Operations - OPF	252,406	252,406	252,406	-
	2,960,282	2,960,282	2,639,928	320,354

	2024			
	Carrying amount	Contractual cash flows	Up to one year	More than one year
Rupees in thousand				
Provision for outstanding claims (including IBNR)	1,253,366	1,253,366	1,253,366	-
Amounts due to other insurers / reinsurers	737,469	737,469	737,469	-
Other creditors and accruals	197,384	197,384	197,384	-
Unclaimed dividend	17,074	17,074	17,074	-
Deposits and other payables	73,893	73,893	73,893	-
Lease liabilities	154,813	154,813	46,992	107,821
Other liabilities	32,828	32,828	32,828	-
Total liabilities of Window Takaful Operations - OPF	219,112	219,112	219,112	-
	2,685,939	2,685,939	2,578,118	107,821

#### iii) Market risk

a) Market risk is the risk that the fair value or future cash flows of a financial instrument will fluctuate as a result of change in market variable such as interest / mark up rate, foreign exchange rate and equity prices. The objective is to manage and control market risk exposures within acceptable parameters, while optimizing the return. The market risks associated with the Company's business activities are interest / mark up rate risk and price risk.

#### Interest / mark up rate risk

Interest / mark-up rate risk is the risk that the fair value or future cash flows of financial instruments will fluctuate due to changes in the market interest / mark up rates. The Company invests in securities and has deposits that are subject to interest / mark up rates risk. The Company limits interest / mark up rate risk by monitoring changes in interest / mark up rates in the currencies in which its cash and investments are denominated. The Company's financial liabilities are not exposed to interest / mark up rate risk. At the balance sheet date exposure to interest bearing financial assets is as follows:

# NOTES TO AND FORMING PART OF THE FINANCIAL STATEMENTS

## FOR THE YEAR ENDED 31 DECEMBER 2025

	2025	2024	2025	2024
	Effective interest rate (%)		Carrying amounts	
	Rupees in thousand			
<b>Fixed rate financial assets</b>				
Investments	9.06% to 13.49%	9.06% to 13.49%	511,829	1,303,349
<b>Variable rate financial assets</b>				
Deposit accounts	3.6% to 13.5%	4.5% to 20.65%	746,489	380,233
Investments	22.77% to 22.79%	22.62% to 22.97%	597,162	774,870
			<b>1,855,480</b>	<b>2,458,452</b>

**b) Foreign currency risk**

Foreign currency risk is the risk that fair value or future cash flows of financial instruments will fluctuate because of changes in foreign exchange rates. The Company, at present, is not materially exposed to currency risk as majority of the transactions are carried out in Pak Rupees.

**c) Price risk**

Price risk is the risk that the fair value or future cash flows of a financial instrument will fluctuate because of changes in market prices (other than those arising from interest rate risk or foreign currency risk), whether those changes are caused by factors specific to the individual financial instrument or its issuer, or factors affecting all similar financial instruments traded in the market.

The Company's listed securities are susceptible to market price risk arising from uncertainties about the future value of investment securities. The Company limits market risk by maintaining a diversified portfolio and by continuous monitoring of developments in equity market.

The following table summarises the Company's price risk as at December 31, 2025 and 2024. It shows the effects of an estimated increase of 10% in the market prices as on those dates. A decrease of 10% in the fair values of the listed securities would affect it in a similar and opposite manner.

	Fair value	Price change	Effect on fair value
	Rupees in thousand		Rupees in thousand
December 31, 2025	2,897,034	+10%	289,703
	2,897,034	-10%	(289,703)
December 31, 2024	1,652,671	+10%	165,267
	1,652,671	-10%	(165,267)

**iv) Fair value of financial instruments**

Fair value is the amount for which an asset could be exchanged, or a liability settled, between knowledgeable, willing parties in an arm's length transaction. The carrying values of all financial assets and financial liabilities approximate their fair values except for available for sale and held to maturity investments whose fair values are determined for disclosure purpose only and have been disclosed in their respective notes to these financial statements.

# NOTES TO AND FORMING PART OF THE FINANCIAL STATEMENTS

## FOR THE YEAR ENDED 31 DECEMBER 2025

### Determination of fair values

Fair values have been determined for measurement / or disclosure purpose based on the following methods:

#### Investment in fair value through profit and loss account - held for trading

The fair value of held for trading investment is determined by reference to their closing repurchase price / price quoted on the stock exchange at the reporting date.

#### Available-for-sale investment

The fair value of available for sale investment is determined by reference to their closing repurchase price / price quoted on the stock exchange at the reporting date. They are being carried at fair value.

#### Held to maturity investment

Fair value for held to maturity investment is estimated as the present values of future cash flows, discounted at the market rate of interest at the reporting date. They are being carried at fair value.

#### Non-derivatives financial assets and liabilities

The fair value is estimated based on the present values of future cash flows, discounted at the market rate of interest at the reporting date. However, since these assets and liabilities are due to be settled within one year, their fair values approximate their carrying values.

### v) Capital management

The Company's objective when managing capital is to safeguard the Company's ability to continue as a going concern so that it can continue to provide returns for shareholders and benefits for other stakeholders; and to maintain a strong capital base to support the sustained development of its business.

The Company manages its capital structure by monitoring return on net assets and makes adjustments to it in the light of changes in economic conditions.

In accordance with the requirements of the Insurance Rules, 2017 issued by the SECP, minimum paid-up capital requirement to be complied with by insurance/ takaful companies as at December 31, 2017 and for subsequent years is Rs. 500 million. As at December 31, 2025, the Company's paid-up capital is in excess of the prescribed limit.

### 41.2 Insurance risk

The risk under any one insurance contract is the possibility that the insured event occurs and the uncertainty of the amount of the resulting claim. By the very nature of an insurance contract, this risk is random and therefore unpredictable. The principal risk that the Company faces under its insurance contracts is that the actual claims exceed the carrying amount of the insurance liabilities. This could occur because the frequency or severity of claims is greater than estimated. Insurance events are random, and the actual number and amount of claims will vary from year to year from the level established.

Based on past experience, management is of the view that the larger the portfolio of similar insurance contracts, the smaller the relative variability about the expected outcome is. In addition, a more diversified portfolio is less likely to be affected by a change in any subset of the portfolio. The Company has developed its insurance underwriting strategy to diversify the type of insurance risks accepted and within each of these categories to achieve a sufficiently large population of risks to reduce the variability of the expected outcome.

Factors that aggravate insurance risk include lack of risk diversification in terms of type and amount of risk, geographical location and type of industry covered.

## NOTES TO AND FORMING PART OF THE FINANCIAL STATEMENTS FOR THE YEAR ENDED 31 DECEMBER 2025

### (a) Frequency and severity of claims

Political, environmental, economical and climatic changes give rise to more frequent and severe extreme events (for example, fire, theft, steal, riot and strike, explosion, earthquake, atmospheric damage, hurricanes, typhoons, river flooding, electric fluctuation, terrorism, war risk, damages occurring in inland transit, burglary, loss of cash in safe and cash in transit, travel and personal accident, money losses, engineering losses and other events) and their consequences (for example subsidence claims). For certain contracts, the Company has also limited the number of claims that can be paid in any policy year or introduced a maximum amount payable for claims in any policy year.

Insurance contracts which are divided into direct and facultative arrangements are further subdivided into five segments: fire, marine, motor, accident and health and miscellaneous. The insurance risk arising from these contracts is concentrated in the territories in which the Company operates, and there is a balance between commercial and personal properties / assets in the overall portfolio of insured properties / assets. The Company underwrites insurance contract in Pakistan.

The Company manages these risks through its underwriting strategy, adequate reinsurance arrangements and proactive claims handling.

The underwriting strategy attempts to ensure that the underwritten risks are well diversified in terms of type and amount of risk, industry and geography. The Company has the right to re-price the risk on renewal. It also has the ability to impose deductibles and reject fraudulent claims. Insurance contracts also entitle the Company to pursue third parties for payment of some or all costs (for example, subrogation). The claim payments are limited to the extent of sum insured on occurrence of the insured event.

The Company has entered into reinsurance cover / arrangements with local and foreign reinsurers having good credit rating by reputable rating agencies, to reduce its exposure to risks and resulting claims. Keeping in view the maximum exposure in respect of key zone aggregates, a number of proportional and non-proportional facultative reinsurance arrangements are in place to protect the net account in case of a major catastrophe. The effect of such reinsurance arrangements is that the Company recovers the share of claims from reinsurers thereby reducing its exposure to risk. Apart from the adequate event limit which is a multiple of the treaty capacity or the primary recovery from the proportional reinsurance arrangements, any loss over and above the said limit would be recovered under non-proportional treaty which is very much in line with the risk management philosophy of the Company. In compliance of the regulatory requirement, the reinsurance agreements are duly submitted with Securities and Exchange Commission of Pakistan on an annual basis.

The Company has claims department dealing with the mitigation of risks surrounding claims incurred whether reported or not. This department investigates and settles all claims based on surveyor's report / assessment. The unsettled claims are reviewed individually on a periodic basis and adjusted to reflect the latest information on the underlying facts, contractual terms and conditions, and other factors. The Company actively manages and pursues early settlements of claims to reduce its exposure to unpredictable developments.

### (b) Sources of uncertainty in the estimation of future claim payments

Claims reported and otherwise are analyzed separately. The development of large losses / catastrophes is analyzed separately. The shorter settlement year for claims allows the Company to achieve a higher degree of certainty about the estimated cost of claims including IBNR. However, the longer time needed to assess the emergence of a subsidence claim makes the estimation process more uncertain for these claims.

The estimated cost of claims includes direct expenses to be incurred in settling claims, net of the expected subrogation value, reinsurance and other recoveries. The Company takes all reasonable steps to ensure that it has appropriate information regarding its claims exposures. However, given the uncertainty in establishing claims provisions, it is likely that the final outcome may be different from the original liability established. The liability comprises amount in relations to unpaid reported claims, claims incurred but not reported (IBNR), expected claims settlement costs and a provision for unexpired risks at the end of the reporting year.

Liability in respect of outstanding claims is based on the best estimate of the claims intimated or assessed. In calculating the estimated cost of unpaid claims (both reported and not), the Company estimation techniques are a combination of loss-ratio-based estimates (where the loss ratio is defined as the ratio between the ultimate cost of insurance claims and insurance premiums earned in a prior financial years in relation to such claims) and an estimate based upon actual claims experience using predetermined basis where greater weight is given to actual claims experience as time passes.

In estimating the liability for the cost of reported claims not yet paid, the Company considers any information available from surveyor's assessment and information on the cost of settling claims with similar characteristics in previous years. Claims are assessed on a case-by-case basis separately.

# NOTES TO AND FORMING PART OF THE FINANCIAL STATEMENTS

## FOR THE YEAR ENDED 31 DECEMBER 2025

Particulars	Total amount	Age-wise Breakup				
		1 to 6 months	7 to 12 months	13 to 24 months	25 to 36 months	Beyond 36 months
Rupees in thousand						
Claims not encashed	133,115	118,173	5,575	4,813	4,554	-

(c) **Key assumptions**

The principal assumption underlying the liability estimation of IBNR and Premium Deficiency Reserves is that the Company's future claim development will follow similar historical pattern for occurrence and reporting. The management uses qualitative judgement to assess the extent to which past occurrence and reporting pattern will not apply in future. The judgement includes external factors e.g. treatment of one-off occurrence claims, changes in market factors, economic conditions, etc.

(d) **Changes in assumptions**

The Company did not change its assumptions for the insurance contracts as disclosed in above (b) and (c).

(e) **Sensitivity analysis**

The risks associated with the insurance contracts are complex and subject to number of variables which complicate quantitative sensitivity analysis. The Company makes various assumptions and techniques based on past claims development experience. This includes indications such as average claims cost, ultimate claim numbers and expected loss ratios. The Company considers that the liability for insurance claims recognized in the balance sheet is adequate. However, actual experience will differ from the expected outcome.

As the Company enters into short term insurance contracts, it does not assume any significant impact of changes in market conditions on unexpired risks. However, some results of sensitivity testing are set out below, showing the impact on profit before tax net of reinsurance.

	Profit before tax		Shareholders' equity	
	2025	2024	2025	2024
Rupees in thousand				
<b>10% increase in loss</b>				
Fire and property damage	(3,635)	(3,356)	(2,217)	(2,047)
Marine aviation and transport	(4,337)	(3,207)	(2,646)	(1,956)
Motor	(21,709)	(22,751)	(13,242)	(13,878)
Health	(39,247)	(33,601)	(23,941)	(20,497)
Miscellaneous	(6,374)	(4,352)	(3,888)	(2,655)
	(75,302)	(67,267)	(45,934)	(41,033)

A 10% decrease would have had equal but opposite effect on the profit and loss account and shareholders' equity.

**Cash flow sensitivity analysis for variable rate instruments**

The following table demonstrates the sensitivity to a reasonably possible change in interest rates, with all other variables held constant, to the Company's profit before tax and equity based upon closing balances and rates:

# NOTES TO AND FORMING PART OF THE FINANCIAL STATEMENTS

## FOR THE YEAR ENDED 31 DECEMBER 2025

	Increase / (decrease) in basis points	Effect on profit before tax	Effect on equity
			Rupees in thousand
December 31, 2025	100	9,159	5,587
	-100	(9,159)	(5,587)
December 31, 2024	100	5,433	3,640
	-100	(5,433)	(3,640)

(f) **Concentration of insurance risk**

A concentration of risk may also arise from a single insurance contract issued to a particular type of policyholder, within a geographical location or to types of commercial business. The Company minimizes its exposure to significant losses by obtaining reinsurance from a number of reinsurers, who are dispersed over several geographical regions.

To optimize benefits from the principle of average and law of large numbers, geographical spread of risk is of extreme importance. There are a number of parameters which are significant in assessing the accumulation of risks with reference to the geographical location, the most important of which is risk survey. The concentration of risk by type of contracts is summarized below by reference to liabilities.

	Gross sum insured	Reinsurance	Net
			Rupees in thousand
<b>2025</b>			
Fire and property	1,429,057,653	1,213,990,495	215,067,158
Marine, aviation and transport	1,017,178,646	815,852,222	201,326,424
Motor	125,182,153	3,492,765	121,689,388
Miscellaneous	397,425,256	257,781,474	139,643,782
	<b>2,968,843,708</b>	<b>2,291,116,956</b>	<b>677,726,752</b>
<b>2024</b>			
Fire and property	904,415,810	784,726,757	119,689,053
Marine, aviation and transport	820,118,348	627,281,510	192,836,838
Motor	100,033,321	4,812,124	95,221,197
Miscellaneous	325,173,086	169,591,510	155,581,576
	<b>2,149,740,565</b>	<b>1,586,411,901</b>	<b>563,328,665</b>

The Company's class wise major risk exposure is as follows:

	Maximum Gross Risk Exposure	
	2025	2024
		Rupees in thousand
Fire and property	242,000,000	90,907,420
Marine, aviation and transport	49,000,000	25,730,000
Motor	28,299,889	2,869,377
Liability	2,520,000	2,700,000
Miscellaneous	30,230,000	25,730,000

# NOTES TO AND FORMING PART OF THE FINANCIAL STATEMENTS

## FOR THE YEAR ENDED 31 DECEMBER 2025

2025							
Effective rate % per annum	Interest / mark-up bearing financial instruments			Non-interest / mark-up bearing financial instruments			Total
	Maturity up to one year	Maturity after one year	Sub total	Maturity up to one year	Maturity after one year	Sub total	
Rupees in thousand							
<b>Financial assets</b>							
<b>Investments</b>							
Equity securities	-	-	-	2,897,034	-	2,897,034	2,897,034
Debt securities	-	1,108,991	1,108,991	-	-	-	1,108,991
Loans and other receivables	657	8,711	9,368	320,890	-	320,890	330,258
Insurance / reinsurance receivables	-	-	-	1,727,761	-	1,727,761	1,727,761
Reinsurance recoveries against outstanding claims	-	-	-	709,882	-	709,882	709,882
Salvage recoveries accrued	-	-	-	2,393	-	2,393	2,393
Cash and bank	7% to 20.5%	746,489	746,489	77,758	-	77,758	824,247
Total assets of Window Takaful							
Operations - Operator's Fund	366,755	-	366,755	247,852	-	247,852	614,607
	1,113,901	1,117,702	2,231,603	5,983,570	-	5,983,570	8,215,173
<b>Financial liabilities</b>							
Outstanding claims including IBNR	-	-	-	(1,462,891)	-	(1,462,891)	(1,462,891)
Insurance / reinsurance payables	-	-	-	(429,614)	-	(429,614)	(429,614)
Other creditors and accruals	-	-	-	(258,033)	-	(258,033)	(258,033)
Deposits and other payables	-	-	-	(139,206)	-	(139,206)	(139,206)
Liabilities against ROU assets - secured	66,163	320,354	386,517	-	-	-	386,517
Unclaimed dividends	-	-	-	(20,045)	-	-	-
Total liabilities of Window Takaful							
Operations - Operator's Fund	-	-	-	(252,406)	-	(252,406)	(252,406)
	66,163	320,354	386,517	(2,562,195)	-	(2,542,150)	(2,155,633)
Interest risk sensitivity gap	1,180,064	1,438,056	2,618,120	3,421,375	-	3,441,420	6,059,540
Cumulative interest risk sensitivity gap	1,180,064	2,618,120					

# NOTES TO AND FORMING PART OF THE FINANCIAL STATEMENTS

## FOR THE YEAR ENDED 31 DECEMBER 2025

2024							
Effective rate % per annum	Interest / mark-up bearing financial instruments			Non-interest / mark-up bearing financial instruments			Total
	Maturity up to one year	Maturity after one year	Sub total	Maturity up to one year	Maturity after one year	Sub total	
Rupees in thousand							
<b>Financial assets</b>							
<b>Investments</b>							
Equity securities	-	-	-	1,652,671	-	1,652,671	1,652,671
Debt securities	9.04% to 13.49%	775,035	1,303,184	2,078,219	-	-	2,078,219
Loans and other receivables	22.62% to 22.97%	105	2,920	3,025	306,330	-	309,355
Insurance / reinsurance receivables	-	-	-	1,582,456	-	1,582,456	1,582,456
Reinsurance recoveries against outstanding claims	-	-	-	580,698	-	580,698	580,698
Salvage recoveries accrued	-	-	-	2,633	-	2,633	2,633
Cash and bank	4.5% to 20.65%	380,233	-	380,233	50,431	-	430,664
Total assets of Window Takaful							
Operations - Operator's Fund		327,323	-	327,323	198,502	-	525,825
		1,482,696	1,306,104	2,788,800	4,373,721	-	4,373,721
							7,162,521
<b>Financial liabilities</b>							
Outstanding claims including IBNR	-	-	-	(1,253,366)	-	(1,253,366)	(1,253,366)
Insurance / reinsurance payables	-	-	-	(737,469)	-	(737,469)	(737,469)
Other creditors and accruals	-	-	-	(214,337)	-	(214,337)	(214,337)
Deposits and other payables	-	-	-	(73,893)	-	(73,893)	(73,893)
Liabilities against assets - secured	46,992	107,821	154,813	-	-	-	154,813
Unclaimed dividends	-	-	-	(17,074)	-	(17,074)	(17,074)
Total liabilities of Window Takaful	-	-	-	-	-	-	-
Operations - Operator's Fund		327,323	-	327,323	(139,902)	-	187,421
		374,315	107,821	482,136	(2,436,041)	-	(2,436,041)
							(1,953,905)
Interest risk sensitivity gap	1,857,011	1,413,925	3,270,936	1,937,680	-	1,937,680	5,208,616
Cumulative interest risk sensitivity gap	1,857,011	3,270,936					

# NOTES TO AND FORMING PART OF THE FINANCIAL STATEMENTS

## FOR THE YEAR ENDED 31 DECEMBER 2025

42	STATEMENT OF SOLVENCY	2025
		Rupees in thousand
	<b>Assets</b>	
	Property and equipment	485,234
	Intangible assets	2,708
	Investment property	582,189
	Investment in subsidiary	10,000
	Investments	
	- Equity securities	2,897,034
	- Debt securities	1,108,991
	Loans and other receivables	340,312
	Insurance / Reinsurance receivables - unsecured, considered good	1,727,761
	Reinsurance recoveries against outstanding claims	709,882
	Salvage recoveries accrued	2,393
	Deferred commission expense / Acquisition cost	166,692
	Prepayments	820,670
	Cash and bank	824,247
	<b>Total assets from Window Takaful Operations - OPF</b>	-
	- Operator's Fund and Participants' Takaful Fund	2,019,368
	<b>Total Assets (A)</b>	<b>11,697,481</b>
	<b>In-admissible assets as per following clauses of section 32(2) of the Insurance Ordinance, 2000</b>	
(d)	loans to employees	9,487
(g)	receivable from related parties	119,086
(g)	investment in subsidiary	10,000
(h)	insurance / reinsurance receivables for more than three months	871,207
(i)	intangible assets	2,708
(j)	security deposit receivable	43,215
(k)	security deposits	139,206
(k)	assets subject to encumbrances	330,000
(l)	vehicles	181,846
(U)-(i)	office equipment	41,768
(U)-(ii)	office equipment (window takaful operator's fund)	3,201
(U)-(ii)	fixtures and fittings	13,739
(U)-(iii)	fixtures and fittings (window takaful operator's fund)	490
32(5)	Right of use assets - Rental properties	237,601
	<b>Total of In-admissible assets (B)</b>	<b>2,003,554</b>
	<b>Total Admissible Assets (C=A-B)</b>	<b>9,693,927</b>

# NOTES TO AND FORMING PART OF THE FINANCIAL STATEMENTS

## FOR THE YEAR ENDED 31 DECEMBER 2025

Total Liabilities	2025	
	Rupees in thousand	
<b>Underwriting Provisions</b>		
- Outstanding claims including IBNR		1,462,891
- Unearned premium reserves		2,624,926
- Unearned reinsurance commission		146,214
Retirement benefit obligations		15,697
Staff compensated absences		63,429
Deferred taxation		26,225
Lease liabilities		386,517
Taxation - provision less payment		44,827
Premium received in advance		30,142
Insurance / Reinsurance Payables		429,614
Unclaimed dividend		20,045
Other Creditors and Accruals		365,963
Deposits and other payables		139,206
<b>Total Liabilities</b>		<b>5,755,696</b>
<b>Total liabilities from Window Takaful Operations</b>		<b>-</b>
- Operator's Fund and Participants' Takaful Fund		1,646,479
<b>Total Liabilities (D)</b>		<b>7,402,175</b>
<b>Total Net Admissible Assets (E=C-D)</b>		<b>2,291,752</b>
<b>Minimum solvency requirement (higher of following)</b>		<b>762,158</b>
Method A - U/s 36(3)(a)	150,000	
Method B - U/s 36(3)(b)	762,158	
Method C - U/s 36(3)(c)	515,143	
<b>Excess in Net Admissible Assets over Minimum Requirements</b>		<b>1,529,594</b>

43

The investments out of provident fund have been made in accordance with the provisions of Section 218 of the Companies Act, 2017 and the conditions specified thereunder.

	2025	2024
	Rupees in thousand	
<b>44 WINDOW TAKAFUL OPERATIONS - OPF</b>		
<b>Assets</b>		
<b>Operator's Fund</b>		
Cash and bank deposits	65,026	31,419
Investments	366,755	327,323
Current assets - others	227,963	204,374
Fixed assets	3,691	5,013

# NOTES TO AND FORMING PART OF THE FINANCIAL STATEMENTS

## FOR THE YEAR ENDED 31 DECEMBER 2025

	2025	2024
	Rupees in thousand	
<b>Participants' Takaful Fund</b>		
Cash and bank deposits	86,693	269,112
Investments	317,142	368,759
Current assets - others	952,098	677,886
<b>Total assets</b>	<b>2,019,368</b>	<b>1,883,886</b>
<b>Liabilities</b>		
<b>Operator's Fund</b>		
Total liabilities	290,546	244,627
<b>Participants' Takaful Fund</b>		
Total liabilities	1,279,691	1,138,135
Fund attributable to Takaful Participants	76,242	177,622
	<b>1,646,479</b>	<b>1,560,384</b>
	Operator's Fund	
	2025	2024
	Rupees in thousand	
<b>Profit before tax for the period - Operator's Fund</b>	<b>151,102</b>	<b>135,837</b>

Details of total assets, total liabilities and segment disclosure of window takaful operations are stated in the annexed financial statements.

#### 45 CORRESPONDING FIGURES

Corresponding figures have been rearranged and reclassified, wherever considered necessary, for the purposes of comparison and to reflect the substance of the transactions.

#### 46 NON ADJUSTING EVENT AFTER BALANCE SHEET DATE

The Board of Directors of the Company in the meeting held on 16 March 2026 have proposed a final cash dividend of Rupees 2.5 per share.

#### 47 DATE OF AUTHORISATION FOR ISSUE

These unconsolidated financial statements have been authorized for issue by the Board of Directors of the Company on 16 March 2026.

#### 48 GENERAL

##### Number of employees

Total number of employees at the end of the year were 377 (2024: 388). Average number of employees during the year were 383 (2024: 387)



Suleman Khalid  
Chief Financial Officer



Abdul Waheed  
President & Chief Executive



Malik Riffat Mahmood  
Director



Maj Gen Muhammad Ahmed Malik (Retd)  
Director



Maj Gen Syed Anis Akbar (Retd)  
Chairman



# CONSOLIDATED FINANCIAL STATEMENTS

FOR THE YEAR ENDED 31 DECEMBER 2025

## CONTENTS

Auditors' Report to the Members on Consolidated Financial Statements	146
Consolidated Statement of Financial Position	150
Consolidated Statement of Comprehensive Income	152
Consolidated Cash Flow Statement	153
Consolidated Statement of Changes in Equity	155
Notes to and forming part of the Consolidated Financial Statements	156



---

## INDEPENDENT AUDITORS' REPORT

### To the members of Askari General Insurance Company Limited Report on the Audit of the Consolidated Financial Statements

#### Opinion

We have audited the annexed consolidated financial statements of Askari General Insurance Company Limited and its subsidiaries (the Group), which comprise the consolidated statement of financial position as at December 31, 2025, and the consolidated statement of comprehensive income, the consolidated statement of changes in equity and the consolidated cash flow statement for the year then ended, and notes to the consolidated financial statements, including material accounting policy and other explanatory information.

In our opinion, consolidated financial statements give a true and fair view of the consolidated financial position of the group as at December 31, 2025, and its consolidated financial performance and its consolidated cashflows for the year then ended in accordance with the accounting and reporting standards as applicable in Pakistan.

#### Basis for Opinion

We conducted our audit in accordance with International Standards on Auditing (ISAs) as applicable in Pakistan. Our responsibilities under those standards are further described in the Auditor's Responsibilities for the Audit of the Consolidated Financial Statements section of our report. We are independent of the Group in accordance with the International Ethics Standards Board for Accountants' Code of Ethics for Professional Accountants as adopted by the Institute of Chartered Accountants of Pakistan (the Code) and we have fulfilled our other ethical responsibilities in accordance with the Code. We believe that the audit evidence we have obtained is sufficient and appropriate to provide a basis for our opinion.

#### Key Audit Matters

Key audit matters are those matters that, in our professional judgment, were of most significance in our audit of the consolidated financial statements of the current period. These matters were addressed in the context of our audit of the consolidated financial statements as a whole, and in forming our opinion thereon, and we do not provide a separate opinion on these matters.

Following are the key audit matters:

S. No	Key audit matter(s)	How the matters were addressed in our audit
1	<p><b>Revenue Recognition</b></p> <p>(Refer notes 3.8.1 and 24 of the consolidated financial statements)</p> <p>The group's gross premium earned amounts to Rs. 5,787,368 million which is generated from premium on insurance policies representing a significant element of the consolidated financial statements of the Group.</p> <p>Premium income is one of the key performance indicators of the Company. Because of the significance of the premium as key performance indicator and that it was considered as an area of significant audit risk as part of our audit process, we considered this area as a key audit matter.</p>	<p>Our audit procedures in respect of this matter included the following:</p> <ul style="list-style-type: none"> <li>- Obtained an understanding of and evaluated the design and implementation of key controls over the process of capturing, processing and recording of premiums;</li> <li>- Checked the premiums recorded on sample basis from the underlying policies issued to insurance contract holders;</li> <li>- Checked the policies on sample basis where premium was recorded close to year end and subsequent to year end to evaluate that revenue from premiums was recognized in the appropriate accounting period;</li> <li>- Recalculated the unearned portion of premium revenue based on insurance policy issued to ensure that appropriate amount has been recorded as revenue for the current period; and</li> <li>- Assessed the relevant presentation and disclosures made in the unconsolidated financial statements to ascertain whether these are in accordance with the accounting and reporting standards as applicable in Pakistan.</li> </ul>
2	<p><b>Valuation of Claims Liabilities including Provision for Incurred but Not Reported (IBNR) Claims Reserves</b></p> <p>(Refer notes 3.9 and 25 of the annexed unconsolidated financial statements)</p> <p>As at December 31, 2025, claims liabilities represent 20% (Rs. 1,462.891 million including Rs. 712.132 million of IBNR reserves) of its total liabilities (including Window Takaful Operations' Liabilities). Valuation of claim liabilities involves significant management judgment regarding uncertainty in the estimation of claims. Claims liabilities are recognized on intimation of the insured event based on management judgment and estimate. Provision for IBNR is calculated by the Company as required under Circular No. 9 of 2016 issued by the Securities and Exchange Commission of Pakistan based on the advice of actuary. The actuarial valuation process also involves significant judgment and the use of actuarial assumptions.</p> <p>Because of the significance of the impact of these judgments / estimations and assumptions used in determination of claims liabilities and calculation of provision for IBNR, we consider this area as key audit matter.</p>	<p>Our audit procedures in relation to this matter included amongst others:</p> <ul style="list-style-type: none"> <li>- Obtain an understanding of and evaluated the design and implementation of key controls over the process of capturing, determination and recording of claims liabilities;</li> <li>- Assessed the appropriateness of the Company's accounting policy for recognition and measurement of IBNR Reserve in line with requirements of laws, accounting and reporting standards as applicable in Pakistan;</li> <li>- Evaluated the completeness, accuracy and reliability of the underlying data utilized for the purposes of measurement by reference to its source;</li> <li>- Inspected the report submitted by the Management's Appointed Actuary for the year ended December 31, 2025, in respect of the IBNR reserves and the related methods and assumptions used for this purpose.</li> <li>- Involved an independent auditor's actuarial expert to assist us in evaluation of general principles, actuarial assumptions and methods used for actuarial valuations by the Company for calculation of provision for IBNR;</li> <li>- Checked the adequacy of IBNR reserves in accordance with applicable requirements and assessed consistency and reasonableness of actuarial methods with the prior year; and</li> <li>- Assessed the appropriateness of disclosures made in the financial statements to ascertain whether these are complied with the accounting and reporting standards as applicable in Pakistan.</li> </ul>

# ◆ YOUSUF ADIL

## Information Other than the Financial Statements and Auditor's Report Thereon

Management is responsible for the other information. The other information comprises the information included in the annual report, but does not include the consolidated financial statements and our auditor's report thereon.

Our opinion on the consolidated financial statements does not cover the other information and we do not express any form of assurance conclusion thereon.

In connection with our audit of the consolidated financial statements, our responsibility is to read the other information and, in doing so, consider whether the other information is materially inconsistent with the consolidated financial statements or our knowledge obtained in the audit or otherwise appears to be materially misstated. If, based on the work we have performed, we conclude that there is a material misstatement of this other information, we are required to report that fact. We have nothing to report in this regard.

## Responsibilities of Management and Board of Directors for the Consolidated Financial Statements

Management is responsible for the preparation and fair presentation of the consolidated financial statements in accordance with accounting and reporting standards as applicable in Pakistan and the requirements of Insurance Ordinance, 2000 and, the Companies Act, 2017 (XIX of 2017), and for such internal control as management determines is necessary to enable the preparation of the consolidated financial statements that are free from material misstatement, whether due to fraud or error.

In preparing the consolidated financial statements, management is responsible for assessing the Group's ability to continue as a going concern, disclosing, as applicable, matters related to going concern and using the going concern basis of accounting unless management either intends to liquidate the Group or to cease operations, or has no realistic alternative but to do so.

The Board of directors are responsible for overseeing the Group's financial reporting process.

## Auditor's Responsibilities for the Audit of the Consolidated Financial Statements

Our objectives are to obtain reasonable assurance about whether the consolidated financial statements as a whole are free from material misstatement, whether due to fraud or error, and to issue an auditor's report that includes our opinion. Reasonable assurance is a high level of assurance, but is not a guarantee that an audit conducted in accordance with ISAs as applicable in Pakistan will always detect a material misstatement when it exists. Misstatements can arise from fraud or error and are considered material if, individually or in the aggregate, they could reasonably be expected to influence the economic decisions of users taken on the basis of these consolidated financial statements.

As part of an audit in accordance with ISAs as applicable in Pakistan, we exercise professional judgment and maintain professional skepticism throughout the audit. We also:

- Identify and assess the risks of material misstatement of the consolidated financial statements, whether due to fraud or error, design and perform audit procedures responsive to those risks, and obtain audit evidence that is sufficient and appropriate to provide a basis for our opinion. The risk of not detecting a material misstatement resulting from fraud is higher than for one resulting from error, as fraud may involve collusion, forgery, intentional omissions, misrepresentations, or the override of internal control.
- Obtain an understanding of internal control relevant to the audit in order to design audit procedures that are appropriate in the circumstances, but not for the purpose of expressing an opinion on the effectiveness of the Group's internal control.
- Evaluate the appropriateness of accounting policies used and the reasonableness of accounting estimates and related disclosures made by management.
- Conclude on the appropriateness of management's use of the going concern basis of accounting and, based on the audit evidence obtained, whether a material uncertainty exists related to events or conditions that may cast significant doubt on the Group's ability to continue as a going concern. If we conclude that a material uncertainty exists, we are required to draw attention in our auditor's report to the related disclosures in the consolidated financial statements or, if such disclosures are inadequate, to modify our opinion. Our conclusions are based on the audit evidence obtained up to the date of our auditor's report. However, future events or conditions may cause the Company to cease to continue as a going concern.

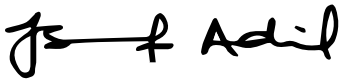
- Evaluate the overall presentation, structure and content of the consolidated financial statements, including the disclosures, and whether the consolidated financial statements represent the underlying transactions and events in a manner that achieves fair presentation.
- Obtain sufficient appropriate audit evidence regarding the financial information of the entities or business activities within the Group to express an opinion on the consolidated financial statements. We are responsible for the direction, supervision and performance of the group audit. We remain solely responsible for our audit opinion.

We communicate with the board of directors regarding, among other matters, the planned scope and timing of the audit and significant audit findings, including any significant deficiencies in internal control that we identify during our audit.

We also provide the board of directors with a statement that we have complied with relevant ethical requirements regarding independence, and to communicate with them all relationships and other matters that may reasonably be thought to bear on our independence, and where applicable, related safeguards.

From the matters communicated with the board of directors, we determine those matters that were of most significance in the audit of the consolidated financial statements of the current period and are therefore the key audit matters. We describe these matters in our auditor's report unless law or regulation precludes public disclosure about the matter or when, in extremely rare circumstances, we determine that a matter should not be communicated in our report because the adverse consequences of doing so would reasonably be expected to outweigh the public interest benefits of such communication.

The engagement partner on the audit resulting in this independent auditor's report is Mr. Shahzad Ali.



Chartered Accountants  
Islamabad

Date: 03 April 2026

UDIN: AR202510134L8NqEeoIV

# CONSOLIDATED STATEMENT OF FINANCIAL POSITION

## AS AT 31 DECEMBER 2025

		31 December 2025	31 December 2024 Restated	1 January 2024 Restated
	Note	Rupees in thousand		
<b>ASSETS</b>				
Property and equipment	5	617,519	399,548	352,317
Intangible assets	6	3,868	3,793	7,562
Investment property	7	582,189	33,951	35,261
Investments				
- Equity securities	8	2,897,034	1,652,671	732,845
- Debt securities	9	1,108,991	2,078,219	2,984,093
- Term Deposits	10	7,357	-	-
Loans and other receivables	11	439,699	338,206	255,292
Insurance / Reinsurance receivables	12	1,727,761	1,582,456	1,464,458
Reinsurance recoveries against outstanding claims	25	709,882	580,698	888,923
Salvage recoveries accrued		2,393	2,633	2,633
Deferred commission expense / Acquisition cost	26	166,692	140,768	154,757
Deferred taxation	15	-	-	8,434
Prepayments	16	824,955	674,936	654,781
Cash and bank	17	826,807	434,911	317,796
		9,915,147	7,922,790	7,859,152
<b>Total assets from Window Takaful Operations</b>				
- Operator's Fund and Participants' Takaful Fund	44	2,019,368	1,883,886	1,286,813
<b>Total Assets</b>		<b>11,934,515</b>	<b>9,806,676</b>	<b>9,145,965</b>



Suleman Khalid  
Chief Financial Officer



Abdul Waheed  
President & Chief Executive



Malik Riffat Mahmood  
Director



Maj Gen Muhammad Ahmed Malik (Retd)  
Director



Maj Gen Syed Anis Akbar (Retd)  
Chairman

		31 December 2025	31 December 2024 Restated	1 January 2024 Restated
	Note	Rupees in thousand		
<b>EQUITY AND LIABILITIES</b>				
<b>Capital and reserves attributable to Company's equity holders</b>				
Ordinary share capital	18	1,006,627	719,019	719,019
Share premium	19	746,894	121,161	121,161
Reserves	19	127,351	246,179	102,652
Unappropriated profit		2,473,374	2,101,131	1,810,328
<b>Total Equity</b>		<b>4,354,246</b>	<b>3,187,490</b>	<b>2,753,160</b>
<b>Liabilities</b>				
Underwriting Provisions				
- Outstanding claims including IBNR	25	1,462,891	1,253,366	1,450,640
- Unearned premium reserves	24	2,624,926	2,077,374	2,062,367
- Unearned reinsurance commission	26	146,214	124,519	122,020
Retirement benefit obligations	13	16,201	12,515	9,038
Staff compensated absences	15	37,775	93,942	-
Deferred taxation	14	63,448	56,451	50,871
Liabilities against assets - secured	20	398,747	162,131	158,038
Taxation - provision less payment		42,758	62,266	86,831
Premium received in advance		30,142	27,362	194,993
Insurance / Reinsurance payables	21	429,614	737,469	889,529
Unclaimed dividends		20,045	17,074	13,291
Other creditors and accruals	22	521,824	360,440	287,876
Deposits and other payables		139,205	73,893	69,164
<b>Total Liabilities</b>		<b>5,933,790</b>	<b>5,058,802</b>	<b>5,394,658</b>
Total liabilities from Window Takaful Operations	44	1,646,479	1,560,384	998,147
- Operator's Fund and Participants' Takaful Fund		7,580,269	6,619,186	6,392,805
<b>Total Equity and Liabilities</b>		<b>11,934,515</b>	<b>9,806,676</b>	<b>9,145,965</b>
Contingencies and commitments	23			

The annexed notes 1 to 48 form an integral part of these Consolidated financial statements.

Suleman Khalid  
Chief Financial Officer

Abdul Waheed  
President & Chief Executive

Malik Riffat Mahmood  
Director

Maj Gen Muhammad Ahmed Malik (Retd)  
Director

Maj Gen Syed Anis Akbar (Retd)  
Chairman

# CONSOLIDATED STATEMENT OF COMPREHENSIVE INCOME

## FOR THE YEAR ENDED 31 DECEMBER 2025

		31 December 2025	31 December 2024
	Note	Rupees in thousand	
Net insurance premium	24	3,807,462	3,402,872
Net insurance claims	25	(2,684,063)	(2,334,715)
Net commission and other acquisition costs	26	81,121	50,207
Insurance claims and acquisition expenses		(2,602,942)	(2,284,508)
Management expenses	27	(957,218)	(916,383)
Underwriting results		247,302	201,981
Investment income	28	720,805	660,067
Rental income	29	26,653	7,014
Other income	30	380,470	177,082
Other expenses	31	(297,357)	(82,391)
Results of operating activities		1,077,873	963,753
Finance costs	32	(49,272)	(22,118)
<b>Profit before tax from General Operations</b>		<b>1,028,601</b>	<b>941,635</b>
<b>Profit before tax from Window Takaful Operations - OPF</b>	33	<b>158,383</b>	<b>131,387</b>
<b>Profit before tax</b>		<b>1,186,984</b>	<b>1,073,022</b>
Income tax expense	34	(448,684)	(407,541)
<b>Profit after tax</b>		<b>738,300</b>	<b>665,481</b>
<b>Other comprehensive income:</b>			
<b>Items that will be reclassified subsequently to profit and loss account:</b>			
Unrealised (loss)/gain on available for sale investments - net		(115,830)	140,812
Unrealized (loss)/gain on available for sale investments from Window Takaful Operations - OPF (net)		(2,998)	2,715
		<b>(118,828)</b>	<b>143,527</b>
<b>Items that will not be reclassified subsequently to profit and loss account:</b>			
Effect of remeasurement of staff retirement benefit plans - net		(2,585)	2,884
<b>Total comprehensive income for the year</b>		<b>616,887</b>	<b>811,892</b>
			<b>Restated</b>
Earnings (after tax) per share - Rupees	35	9.23	8.30

The annexed notes 1 to 47 form an integral part of these consolidated financial statements.

Suleman Khalid  
Chief Financial Officer

Abdul Waheed  
President & Chief Executive

Malik Riffat Mahmood  
Director

Maj Gen Muhammad Ahmed Malik (Retd)  
Director

Maj Gen Syed Anis Akbar (Retd)  
Chairman

# CONSOLIDATED CASH FLOW STATEMENT

## FOR THE YEAR ENDED 31 DECEMBER 2025

	2025	2024
	Rupees in thousand	
<b>Operating cash flows</b>		
<b>a) Underwriting activities:</b>		
Premium received	6,143,996	5,138,591
Reinsurance premium paid	(2,242,477)	(2,510,877)
Claims paid	(3,448,139)	(3,464,080)
Reinsurance and other recoveries received	677,778	1,368,038
Commission paid	(365,406)	(360,419)
Commission received	444,191	663,695
Management expenses paid	(1,097,403)	(862,200)
<b>Net cash flows generated from underwriting activities</b>	<b>112,540</b>	<b>(27,252)</b>
<b>b) Other operating activities:</b>		
Income tax paid	(524,358)	(331,649)
Other expenses paid	(13,032)	(11,216)
Other operating receipts / (payments)	511,778	40,647
Advances to employees	26	211
<b>Net cash used in other operating activities</b>	<b>(25,586)</b>	<b>(302,007)</b>
<b>Total cash generated from/(used in) all operating activities</b>	<b>86,954</b>	<b>(329,259)</b>
<b>Investing activities:</b>		
Profit / return received	242,348	428,547
Dividends received	33,650	66,838
Payments for investments	(6,670,815)	(3,626,194)
Proceeds from investments	6,881,335	4,104,043
Fixed capital expenditure	(833,083)	(100,024)
Proceeds from disposal of fixed assets	15,195	4,927
<b>Total cash (used in)/generated from investing activities</b>	<b>(331,370)</b>	<b>878,137</b>
<b>Financing activities:</b>		
Financial charges paid	(42,417)	(22,016)
Repayment of obligation under finance lease	122,281	(52,252)
Dividend paid	(359,137)	(363,640)
Staff house building finance - net	(5,841)	56
Mark-up on staff house building finance received	352	643
Funds Amortized Against Leased Vehicles	11,695	5,522
Proceed from issue of Right shares	920,344	-
Equity transactions costs paid	(10,965)	(76)
<b>Total cash generated from / (used in) financing activities</b>	<b>636,312</b>	<b>(431,763)</b>
<b>Net cash generated from all activities</b>	<b>391,896</b>	<b>117,115</b>
<b>Cash and cash equivalents at beginning of the year</b>	<b>434,911</b>	<b>317,796</b>
<b>Cash and cash equivalents at end of the year</b>	<b>826,807</b>	<b>434,911</b>

The annexed notes 1 to 48 form an integral part of these Consolidated financial statements.

Suleman Khalid  
Chief Financial Officer

Abdul Waheed  
President & Chief Executive

Malik Riffat Mahmood  
Director

Maj Gen Muhammad Ahmed Malik (Retd)  
Director

Maj Gen Syed Anis Akbar (Retd)  
Chairman

# CONSOLIDATED CASH FLOW STATEMENT

## FOR THE YEAR ENDED 31 DECEMBER 2025

	2025	2024
	Rupees in thousand	
<b>Reconciliation to Profit and Loss Account</b>		
Operating cash flows	86,954	(329,259)
Depreciation and ammortization expense	(151,290)	(100,788)
Financial charges	(49,271)	(22,067)
Gain on disposal of fixed assets	(18,274)	338
(Increase) / decrease in assets other than cash	773,471	(417,798)
Increase / (decrease) in liabilities other than running finance	(885,810)	756,038
Unrealized gain on investments - held for trading	19,899	12,681
Provision for diminution in value of investments	20,272	16,376
Dividend income	33,720	66,838
Investment income	610,109	512,375
Profit on bank deposits	34,936	65,883
Income tax provision	(448,684)	(404,191)
Gain on trading	36,806	51,797
Tax paid	524,358	326,774
<b>Profit after taxation from General Insurance Operations</b>	<b>587,196</b>	<b>534,997</b>
<b>Profit from Window Takaful Operations - OPF</b>	<b>158,383</b>	<b>135,837</b>
<b>Profit after taxation</b>	<b>745,579</b>	<b>670,834</b>

### Definition of cash :

Cash comprises cash in hand, bank balances, stamp in hand and short term placements with banks which are readily convertible to cash in hand and which are used in the cash management function on a day-to-day basis.

	2025	2024
	Rupees in thousand	
<b>Cash for the purpose of cash flow statement consists of:</b>		
<b>Cash and other equivalents</b>		
Cash in hand	1,041	1,567
Stamp in hand	4,490	1,276
	5,531	2,843
<b>Current and other accounts</b>		
Current accounts	73,025	47,588
Deposit accounts	748,251	380,233
	821,276	427,821
<b>Total</b>	<b>826,807</b>	<b>430,664</b>

The annexed notes 1 to 48 form an integral part of these Consolidated financial statements.

Suleman Khalid  
Chief Financial Officer

Abdul Waheed  
President & Chief Executive

Malik Riffat Mahmood  
Director

Maj Gen Muhammad Ahmed Malik (Retd)  
Director

Maj Gen Syed Anis Akbar (Retd)  
Chairman

# CONSOLIDATED STATEMENT OF CHANGES IN EQUITY

## FOR THE YEAR ENDED 31 DECEMBER 2025

	Share capital		Reserves			Total	Total
	Issued, subscribed and paid up	Capital reserve	Revenue reserve			reserves	equity
			Share premium	General reserve	Available for sale investment revaluation reserve		
Rupees in thousand							
Balance as at 01 January 2024	719,019	121,161	70,000	32,652	1,810,328	2,034,141	2,753,160
<b>Total comprehensive income for the year</b>							
Profit for the year	-	-	-	-	665,481	665,481	665,481
Other comprehensive income for the year - net of tax	-	-	-	143,527	2,884	146,411	146,411
Total comprehensive income for the year	-	-	-	143,527	668,365	811,892	811,892
<b>Changes in owners' equity</b>							
Final Cash dividend 2023 : (Rupees 3.25 per share)	-	-	-	-	(233,682)	(233,682)	(233,682)
Interim Cash dividend 2024: (Rupees 2.00 per share)	-	-	-	-	(143,804)	(143,804)	(143,804)
Equity transaction costs	-	-	-	-	(76)	(76)	(76)
	-	-	-	-	(377,562)	(377,562)	(377,562)
Balance as at 31 December 2024	719,019	121,161	70,000	176,179	2,101,131	2,468,471	3,187,491
<b>Balance as at 01 January 2025</b>	<b>719,019</b>	<b>121,161</b>	<b>70,000</b>	<b>176,179</b>	<b>2,101,131</b>	<b>2,468,471</b>	<b>3,187,490</b>
<b>Total comprehensive income for the year</b>							
Profit for the year	-	-	-	-	738,300	738,300	738,300
Other comprehensive loss for the year - net of tax	-	-	-	(118,828)	(2,585)	(121,413)	(121,413)
Total comprehensive income for the year	-	-	-	(118,828)	735,715	616,887	616,887
<b>Changes in owners' equity</b>							
Issue of Rights Shares	287,608	632,737	-	-	-	632,737	920,344
Final Cash dividend 2024 : (Rupees 2.50 per share)	-	-	-	-	(179,755)	(179,755)	(179,755)
Interim Cash dividend 2025 : (Rupees 2.50 per share)	-	-	-	-	(179,755)	(179,755)	(179,755)
Equity transaction costs	-	(7,003)	-	-	(3,962)	(10,965)	(10,965)
	287,608	625,733	-	-	(363,472)	262,261	549,869
<b>Balance as at 31 December 2025</b>	<b>1,006,627</b>	<b>746,894</b>	<b>70,000</b>	<b>57,351</b>	<b>2,473,374</b>	<b>3,347,619</b>	<b>4,354,246</b>

The annexed notes 1 to 47 form an integral part of these consolidated financial statements.

Suleman Khalid  
Chief Financial Officer

Abdul Waheed  
President & Chief Executive

Malik Riffat Mahmood  
Director

Maj Gen Muhammad Ahmed Malik (Retd)  
Director

Maj Gen Syed Anis Akbar (Retd)  
Chairman

# NOTES TO AND FORMING PART OF THE CONSOLIDATED FINANCIAL STATEMENTS FOR THE YEAR ENDED 31 DECEMBER 2025

## 1 LEGAL STATUS AND NATURE OF BUSINESS

Askari general insurance company limited ("the Company") was incorporated under the Companies Ordinance, 1984 (Repealed with enactment of the Companies Act, 2017) as a public limited company on 12 April 1995. The Company is engaged in non-life insurance business comprising of fire, marine, motor, health and miscellaneous. The Company commenced its commercial operations on 15 October 1995. Shares of the Company are quoted on Pakistan Stock Exchange Limited. The registered office and principal place of business of the Company is located at AWT Plaza, Rawalpindi. The Company has 20 branches in Pakistan. The Company is a subsidiary of Army Welfare Trust.

The Company was granted license to work as Window Takaful Operator (WTO) dated August 10, 2015 by the Securities and Exchange Commission of Pakistan (SECP) under Takaful Rules, 2012 to carry on Window Takaful Operations in Pakistan.

For the purpose of these consolidated financial statements, the Company and its above referred wholly owned subsidiary AskTech (Pvt) Ltd is referred to as the Group.

## 2 BASIS OF PREPARATION AND STATEMENT OF COMPLIANCE

### 2.1 Statement of Compliance

These Consolidated financial statements have been prepared in accordance with the accounting and reporting standards as applicable in Pakistan. The accounting and reporting standards as applicable in Pakistan for financial reporting consist of :

- International Financial Reporting Standards (IFRS) issued by the International Accounting Standard Board (IASB) as are notified under the Companies Act, 2017; and
- Provisions of and directives issued under the Companies Act, 2017, Insurance Ordinance, 2000, Insurance Rules, 2017, Insurance Accounting Regulations, 2017, Takaful Rules, 2012 and General Takaful Accounting Regulation, 2019. In case requirements differ, the provisions or directives of the Companies Act, 2017, the Insurance Ordinance, 2000, the Insurance Rules, 2017, the Insurance Accounting Regulations, 2017 and the Takaful Rules, 2012 and General Takaful Accounting Regulation, 2019 shall prevail.

In case requirements differ, the provisions or directives of the Companies Act, 2017, the Insurance Ordinance, 2000, the Insurance Rules, 2017, the Insurance Accounting Regulations, 2017 and the Takaful Rules, 2012 and General Takaful Accounting Regulation, 2019 shall prevail.

The Securities and Exchange Commission of Pakistan ("SECP") vide its S.R.O 89(1)/2017 dated 9 February, 2017 has prescribed format of the presentation of annual financial statements for general insurance companies. These financial statements have been prepared in accordance with the format prescribed by the SECP.

As per the requirements of the Takaful Rules, 2012 and SECP Circular No. 25 of 2015 dated 09 July 2015, previously, the assets, liabilities, profit and loss and other comprehensive income of the Operator's Fund of the Window Takaful Operations of the Company have been presented as a single line item in the statement of financial position, profit and loss account and statement of comprehensive income of the Company respectively. During the year, the Securities and Exchange Commission of Pakistan (SECP) introduced certain amendments to the General Takaful Accounting Regulations, 2019 through S.R.O. 311(I)/2025. These amendments require insurers, who are undertaking Window Takaful Operations to disclose, in addition to the assets and liabilities of Operator's Fund (OPF), the assets and liabilities of Participants' Takaful Fund (PTF) as a single line item in their statement of financial position. This change has been applied as a change in accounting policy retrospectively, in accordance with the requirements of IAS 8 "Accounting Policies, Changes in Accounting Estimates and Errors".

A separate set of financial statements of Window Takaful Operations has been reported which is annexed to these Consolidated financial statements as per the requirements of the SECP Takaful Rules, 2012.

### 2.2 Basis of measurement

These Consolidated financial statements have been prepared on the historical cost convention except for certain financial instruments which are stated at their fair values and obligation under certain employee retirement benefit funds including staff compensated absences which are measured at their present values as determined under the provisions of IAS-19, "Employee Benefits".

## NOTES TO AND FORMING PART OF THE CONSOLIDATED FINANCIAL STATEMENTS FOR THE YEAR ENDED 31 DECEMBER 2025

### 2.3 Basis of consolidation

Subsidiary is an entity over which the Company has the control and power to govern the financial and operating policies generally accompanying a shareholding of more than one half of the voting rights or otherwise has power to elect and appoint more than one half of its directors. Subsidiaries are fully consolidated from the date on which control is transferred to the Group and are de-consolidated from the date that control ceases.

The assets, liabilities, income and expenses of subsidiary company have been consolidated on a line by line basis and the carrying value of investments held by the parent company is eliminated against the subsidiary shareholders' equity in the consolidated financial statements. Material intra-company balances and transactions have been eliminated for consolidation purposes.

### 2.4 Functional and presentation currency

These Consolidated financial statements are presented in Pakistani Rupees, which is the Company's functional and presentation currency. Figures have been rounded off to the nearest rupees in thousand, unless otherwise stated.

### 2.5 Standards, interpretations and amendments to the accounting and reporting standards as applicable in Pakistan that are effective in the current year

The following amendments are effective for the year ended December 31, 2025. These amendments are either not relevant to the Company's operations or are not expected to have significant impact on the Company's financial statements other than certain additional disclosures.

Amendments to IAS 21 'The Effects of Changes in Foreign Exchange Rates' - Clarification on how entity accounts when there is long term lack of Exchangeability. The amendments is applicable for annual reporting periods beginning on or after 1 January 2025.

### 2.6 Standards, interpretations and amendments to the accounting and reporting standards as applicable in Pakistan that are not yet effective

The following standard and amendments are effective for accounting periods, beginning on or after the date mentioned against each of them. These amendments are either not relevant to the Company's operations or are not expected to have significant impact on the Company's financial statements other than certain additional disclosures.

	<b>Effective from Accounting period beginning on or after</b>
Amendments IFRS 9 'Financial Instruments' and IFRS 7 'Financial instruments disclosures' - Classification and measurement of financial instruments	January 01, 2026
Annual Improvements to IFRS Accounting Standards (related to IFRS 1, IFRS 7, IFRS 9, IFRS 10 and IAS 7)	January 01, 2026
Amendments IFRS 9 'Financial Instruments' and IFRS 7 'Financial instruments disclosures' - Contracts Referencing Nature-dependent Electricity	January 01, 2026
IFRS 17 – Insurance Contracts (including the June 2020 and December 2021 Amendments to IFRS 17)	January 01, 2027
IFRS 18 - Presentation and Disclosures in Financial Statements	January 01, 2027
IFRS 19 - Subsidiaries without Public Accountability: Disclosures	January 01, 2027

Other than the aforesaid amendments, IASB has also issued the following standards which have not been adopted locally by the Securities and Exchange Commission of Pakistan:

- IFRS 1 – First Time Adoption of International Financial Reporting Standards

The SECP vide SRO 1336 (I) / 2025 dated July 23, 2025 has directed the companies engaged in insurance/takaful and re-insurance/re-takaful to follow IFRS 17 from January 01, 2027.

## NOTES TO AND FORMING PART OF THE CONSOLIDATED FINANCIAL STATEMENTS FOR THE YEAR ENDED 31 DECEMBER 2025

### - IFRS 9 - Financial Instruments

IFRS 9 'Financial Instruments' has become applicable, however as an insurance company, the management has opted temporary exemption from the application of IFRS 9 as allowed by International Accounting Standards Board (IASB) for entities whose activities are predominantly connected with insurance. Additional disclosures, as required by the IASB, for being eligible to apply the temporary exemption from the application of IFRS 9 are given below:

The tables below set out the fair values as at the end of reporting period and the amount of change in the fair value during that period for the following two groups of financial assets separately:

(a) Financial assets with contractual terms that give rise on specified dates to cash flows that are solely payments of principal and interest (SPPI) on the principal amount outstanding, excluding any financial asset that meets the definition of held for trading in IFRS 9, or that is managed and whose performance is evaluated on a fair value basis, and

(b) All other financial assets

As at December 31, 2025				
Fail the SPPI test		Pass the SPPI test		
Fair Value	Change in unrealized gain / (loss) during the period	Carrying Value	Cost less Impairment	Change in unrealized gain / (loss) during the period

Rupees in thousand

Financial assets					
Cash and Bank*	-	-	826,807	-	-
Investment in equity securities - available-for-sale	1,145,642	94,015	-	-	-
Investment in debt securities - available-for-sale	-	-	210,025	-	-
Investment in debt securities - held to maturity	-	-	898,966	-	-
Loans and other receivables*	-	-	439,699	-	-
<b>Total</b>	<b>1,145,642</b>	<b>94,015</b>	<b>2,375,497</b>	<b>-</b>	<b>-</b>

\* The carrying amount of these financial assets measured applying IAS 39 are a reasonable approximation of their fair values.

### 3 MATERIAL ACCOUNTING POLICY INFORMATION

The accounting policies as set out below have been applied consistently to all periods presented in these Consolidated financial statements.

#### 3.1 Property and Equipment

These are stated at cost less accumulated depreciation and impairment losses, if any, except for capital work in progress which is stated at cost less impairment losses, if any. Depreciation is charged on depreciable amount over the estimated useful life using straight line method. Depreciation is charged on monthly basis where full month depreciation is charged in the month of addition and no depreciation is charged in the month of disposal.

Subsequent costs are included in the asset's carrying amount or recognized as a separate asset, as appropriate, only when it is probable that future economic benefits associated with the items will flow to the Company and the cost of the item can be measured reliably. All other repair and maintenance costs are charged to the profit and loss account in the year in which they are incurred. The gain or loss on disposal or retirement of an asset represented by the difference between the sale proceeds and the carrying amount of the asset is recognized as an income or expense.

## NOTES TO AND FORMING PART OF THE CONSOLIDATED FINANCIAL STATEMENTS FOR THE YEAR ENDED 31 DECEMBER 2025

### 3.2 Intangible

Software development cost are only capitalized to the extent that future economic benefits are expected to flow to the entity. Intangible assets with finite useful lives are stated at cost less accumulated amortization and impairment losses, if any. Amortization is charged on the amortizable amount over the useful life of the asset by applying straight line method. Intangible assets with indefinite useful lives are stated at cost less impairment losses, if any.

### 3.3 Investment property

Investment Property is accounted for under cost model in accordance with approved International Accounting Standard (IAS) 40, "Investment Property" and S.R.O. 938 dated 12 December 2002 issued by the Securities and Exchange Commission of Pakistan.

Depreciation is charged on depreciable amount on straight line basis over its estimated useful life at the rate of 2.5% per annum.

Subsequent capital expenditures on existing properties and gains or losses on disposals are accounted for in the same manner as tangible fixed assets.

### 3.4 Insurance contracts

Insurance contracts are those contracts under which the Company as insurer has accepted insurance risk from the insurance contract holder (insured) by agreeing to compensate the insured if a specified uncertain future event (the insured event) adversely affects the insured. Once a contract has been classified as an insurance contract, it remains an insurance contract for the remainder of its tenure, even if the insurance risk reduces significantly during this period, unless all rights and obligations are extinguished or expired.

Insurance contracts are classified into following main categories, depending on the nature and duration of risk and whether or not the terms and conditions are fixed.

- Fire and property damage;
- Marine, aviation and transport;
- Motor;
- Health and accident; and
- Miscellaneous.

These contracts are normally one year insurance contracts except marine and miscellaneous classes. Normally all marine insurance contracts are of three months period. In miscellaneous class, some engineering insurance contracts are of more than one year period, whereas, normally travel insurance contracts and few bond insurance contracts in miscellaneous class expire within one month time.

These contracts are provided to all types of customers based on assessment of insurance risk by the Company. Normally personal insurance contracts e.g. vehicle, travel, personal accident, etc. are provided to individual customers, whereas, insurance contracts of fire and property, marine, aviation and transport, accident and health and other commercial line products are provided to commercial organizations.

Fire and property insurance contracts mainly compensate the Company's customers for damage suffered to their properties or for the value of property lost. Customers who undertake commercial activities on their premises could also receive compensation for the loss of earnings caused by the inability to use the insured properties in their business activities.

Marine insurance covers the loss or damage of vessels, cargo, terminals, and any transport or property by which cargo is transferred, acquired, or held between the points of origin and final destination.

Motor insurance provides protection against losses incurred as a result of theft, traffic accidents and against third party liability that could be incurred in an accident.

Health insurance includes coverage of in-patient-hospital, out-patient-department, medical and other related expenses of disease, sickness or accidental injury incurred during the period of insurance.

## NOTES TO AND FORMING PART OF THE CONSOLIDATED FINANCIAL STATEMENTS FOR THE YEAR ENDED 31 DECEMBER 2025

Liability insurance contracts protect the insured against the risk of causing harm to third parties as a result of their legitimate activities. Damages covered include both contractual and non-contractual events.

Other various types of insurance are classified in miscellaneous category which includes mainly engineering, terrorism, personal accident, worker compensation, travel, products of financial institutions, livestock and crop insurance etc.

The Company also accepts insurance risk pertaining to insurance contracts of other insurer as reinsurance inward. The insurance risk involved in these contracts is similar to the contracts undertaken by the Company as insurer.

### Reinsurance contracts

Those insurance contracts that are issued by one insurer (the reinsurer) to compensate another insurer (the cedant) for losses on one or more contracts issued by the cedant are reinsurance contracts. The Company enters into reinsurance contracts with both foreign and local reinsurers.

### 3.5 Deferred Commission Expense

Commission expense incurred in obtaining and recording policies is deferred and recognized as an expense in accordance with the pattern of recognition of premium revenue.

### 3.6 Receivables and payables under insurance contracts

Receivable under insurance contracts are recognized when due, at the fair value of the consideration receivable less provision for doubtful debts, if any. If there is objective evidence that the receivable is impaired, the Company reduces the carrying amount of the receivable accordingly and that impairment loss is recognized in the profit and loss account.

### 3.7 Reinsurance contracts held

The Company enters into reinsurance contracts in the normal course of business in order to limit the potential for losses arising from certain exposures. Outward reinsurance premiums are accounted for in the same year as the related premiums for the direct or accepted reinsurance business being reinsured. Reinsurance premium is recognized as expense after taking into account the proportion of deferred premium expense which is calculated using pattern similar to calculation of premium income for the same policy. The deferred portion of premium expense is recognized as prepayment.

Reinsurance liabilities represent balances due to reinsurance companies. Amounts payable are estimated in the manner consistent with the related reinsurance contract. Reinsurance assets represent balances due from reinsurance companies. Amounts recoverable from reinsurance are estimated in a manner consistent with the provision for outstanding claims or settled claims associated with the reinsurance policies and are in accordance with the related reinsurance contracts. Reinsurance liabilities or assets are derecognized when the contractual rights are extinguished or expired.

The Company assesses its reinsurance assets for impairment on balance sheet date. If there is any objective evidence that the reinsurance asset is impaired, the Company reduces the carrying amount of the reinsurance asset to its recoverable amount and recognizes that impairment loss in the profit and loss account.

Pakistan Reinsurance Company Limited (PRCL) retrocession business is booked on the basis of PRCL statements pertaining to the previous years.

### 3.8 Revenue Recognition

#### 3.8.1 Premiums

Premium written under all insurance policies is recognized as income over the period of insurance from the date of issuance of policy to its expiry, after taking into account the unearned portion of premiums. Amount is recorded as premium written at the time the policy is written. Where the pattern of incidence of risk varies over the year of the policy, premium is recognized as revenue in accordance with the pattern of the incidence of risk. The portion of premium written relating to the unexpired year of coverage is recognized as unearned premium by the Company. The unearned premium is calculated by applying 1/365 method (i.e. number of period earned / total period of the policy) as specified in the Insurance Accounting Regulations, 2017.

## NOTES TO AND FORMING PART OF THE CONSOLIDATED FINANCIAL STATEMENTS FOR THE YEAR ENDED 31 DECEMBER 2025

Premium income includes administrative surcharge that represents documentation charges recovered by the Company from policy holders in respect of policies issued. Administrative surcharge is recognized as premium income at the time of issuance of policy.

### 3.8.2 Commission

Commission expense incurred on issuance of policies is deferred and recognized as asset and is recognized in the profit and loss account as an expense in accordance with pattern of recognition of premium revenue. Commission and other forms of revenue (apart from recoveries) from reinsurers are deferred and recognized as liability and recognized in the profit and loss account as revenue in accordance with the pattern of recognition of the reinsurance premium. Profit / commission, if any, under the terms of reinsurance arrangements, is recognized when the Company's right to receive the same is established.

### 3.8.3 Investment income

Following are recognized as investment income;

- Income from held to maturity investments is recognized on a time proportion basis taking into account the effective yield on the investments. The difference between the redemption value and the purchase price of the held to maturity investments is amortized and taken to the profit and loss account over the term of the investment.

- Dividend income on securities held for trading and available for sale securities and is recognized when the Company's right to receive the dividend is established

- Gain / loss on sale of available-for-sale investments is recognized in profit and loss account in the year of sale

### 3.9 Claim expense including provision for outstanding claims including Incurred But Not Reported

The Company recognizes liability in respect of all claims incurred up to the balance sheet date which is measured at the undiscounted value of the expected future payments. The claims are considered to be incurred at the time of the incident giving rise to the claims except as otherwise expressly indicated in an insurance contract. The liability for claims include amounts relating to unpaid reported claims, claims incurred but not reported (IBNR) and expected claims settlement costs.

Provision for liability in respect of unpaid reported claims as at 31 December 2025 is made on the basis of individual case estimates by using Chain Ladder Method (Development technique) on the basis of recommendation by an independent actuary under the guidelines issued by Insurance Division of SECP vide its Circular 9 of 2016 dated March 09, 2016 for estimation of IBNR claims reserve, which were effective from 01 July 2016.

Class of business	IBNR	
	Gross	Net
	Rupees in thousand	
- Fire and property damage;	235,768	8,177
- Marine, aviation and transport;	63,716	4,198
- Motor;	48,847	46,142
- Accident and health; and	286,856	286,856
- Miscellaneous.	76,945	1,919
	712,132	347,292

### 3.10 Reinsurance recoveries against claims

Claims recoveries receivables from the reinsurers are recognized as an asset at the same time as the claims which give rise to the right of recovery are recognized as a liability and are measured at the amount expected to be received in accordance with respective reinsurance arrangements.

## NOTES TO AND FORMING PART OF THE CONSOLIDATED FINANCIAL STATEMENTS FOR THE YEAR ENDED 31 DECEMBER 2025

### 3.11 Premium deficiency reserve

The Company is required as per the Insurance Accounting Regulations, 2017, to maintain a provision in respect of premium deficiency for the class of business where the unearned premium reserve is not adequate to meet the expected future liability, after reinsurance from claims, and other supplementary expenses expected to be incurred after the reporting date in respect of the unexpired policies in that class of business at the reporting date. The movement in the premium deficiency reserve is recorded as an expense in the statement of comprehensive income.

The Company determines adequacy of liability of premium deficiency by carrying out analysis of its loss ratio of expired periods of the contracts. For this purpose average loss ratio of last three years inclusive of claim settlement cost but excluding major exceptional claims are taken into consideration to determine ultimate loss ratio to be applied on unearned premium. The liability of premium deficiency in relation to accident and health insurance is calculated in accordance with the advice of the actuary.

No provision has been made as the unearned premium reserve for each class of business as at the year end is adequate to meet the expected future liability after reinsurance from claims and other expenses, expected to be incurred after the reporting date in respect of policies in force at reporting date.

### 3.12 Provision for unearned premium and prepaid reinsurance premium ceded

In accordance with the requirements of Insurance Rules, 2017, provision for unearned premium is calculated by applying 1/365 method. Unearned portion of premium is recognized as liability.

The deferred portion of reinsurance premium is recognized as reinsurance premium ceded using 1/365 method.

### 3.13 Creditors, accruals and provisions

Liabilities for creditors and other amounts payable are carried at cost which is the fair value of the consideration to be paid in the future for the services received, whether or not billed to the Company.

Provisions are recognized when the Company has a present legal or constructive obligation as a result of past events and it is probable that an outflow of resources embodying economic benefits will be required to settle the obligation and a reliable estimate of the amount can be made. Provisions are reviewed at each reporting date and adjusted to reflect the current best estimate.

### 3.14 Investments in subsidiary and associate

Investments in subsidiary and associated undertakings are carried at cost less impairment loss, if any.

At each reporting date, the carrying amounts of investments if any, in subsidiary and associates is reviewed to assess whether there is any indication that such investments have suffered an impairment loss. If any such indication exists, the recoverable amount is estimated in order to determine the extent of the impairment loss, if any. In making an estimate of recoverable amount of these investments, the management considers future dividend stream and an estimate of the terminal value of these investments. Impairment losses are recognized as expense in the profit and loss account.

Currently the Company has investment in AskTeck (Pvt.) Ltd. which is wholly owned subsidiary and classified as investments in subsidiary at reporting dates, presented in these financial statements.

### 3.15 Investments

#### 3.15.1 Classification

The classification of financial assets is determined at initial recognition and depends on the purpose for which the financial assets were acquired. Currently, the financial assets of the Company are classified into the following categories:

##### a) In equity securities

Surplus / (deficit) arising on revaluation of quoted securities which are classified as available for sale investments is taken to a separate account which is shown in the statement of financial position as revaluation surplus. The surplus / (deficit) arising on these securities is taken to the profit and loss account when actually realized upon disposal or in case of impairment of

## NOTES TO AND FORMING PART OF THE CONSOLIDATED FINANCIAL STATEMENTS FOR THE YEAR ENDED 31 DECEMBER 2025

securities. The unrealized surplus / (deficit) arising on revaluation of quoted securities which are classified as held for trading is taken to the profit and loss account. Provision for diminution in the values of securities is made after considering impairment, if any, in their value and is taken to profit and loss account. Impairment is booked when there is an objective evidence of significant or prolonged decline in the value of such securities.

Unquoted investments are recorded at cost less accumulated impairment losses, if any.

### b) In debt securities

These are investments with fixed or determinable payments and fixed maturities which the Company has the intention and ability to hold till maturity. Provision for impairment against debt securities is made in accordance with the requirements of the law. In case of unquoted equity securities, the breakup value of the security should be considered to determine impairment amount. Premium or discount on debt securities classified as available for sale and held to maturity is amortized using effective interest method and taken to the profit and loss account.

### c) In term deposits

These are investments with fixed or determinable payments and fixed (short term) maturities which the Company has the intention and ability to hold till maturity.

Investments which are designated at fair value through profit or loss upon initial recognition.

### 3.15.2 Offsetting of financial assets and financial liabilities

Financial assets and liabilities are offset and the net amount presented in the balance sheet when, and only when, the Company has a legal right to offset the amounts and intends either to settle them on a net basis or to realize the asset and settle the liability simultaneously.

### 3.16 Taxation

#### Current

Provision of current tax is based on the taxable income for the year determined in accordance with the prevailing law for taxation of income. The charge for current tax is calculated using prevailing tax rates or tax rates expected to apply to the profit for the year, if enacted. The charge for current tax also include adjustments, where considered necessary, to provision for tax made in previous years arising from assessments finalized during the current year for such years.

#### Deferred taxation

Deferred tax is accounted for using the balance sheet liability method in respect of all temporary differences at the balance sheet date between the tax bases and carrying amounts of assets and liabilities for financial reporting purposes. Deferred tax liabilities are generally recognized for all taxable temporary differences and deferred tax assets are recognized to the extent that it is probable that taxable profits will be available against which the deductible temporary differences unused tax losses and tax credits can be utilized. Deferred tax assets and liabilities are measured at the tax rates that are expected to apply to the year when the asset is realized or the liability is settled, based on the tax rates (and tax laws) that have been enacted or substantively enacted at the balance sheet date. Deferred tax is charged or credited to the profit and loss account, except in the case of items credited or charged to other comprehensive income or equity in which case it is included in other comprehensive income or equity.

### 3.17 Employees' retirement benefits

#### a) Defined benefit plan

The Company operates a funded gratuity scheme covering all eligible employees completing the minimum qualifying year of service as specified by the scheme. The assets of the funded plan are held independently in a separate fund. Provision for gratuity is made to cover obligations under the scheme in accordance with the actuarial recommendations. The latest actuarial valuation was carried out as at 31 December 2025.

## NOTES TO AND FORMING PART OF THE CONSOLIDATED FINANCIAL STATEMENTS FOR THE YEAR ENDED 31 DECEMBER 2025

Actuarial valuation was carried out using the Projected Unit Credit Method based on the following significant assumptions:

	2025	2024
Discount rate	11.00% per annum	12.25% per annum
Expected return on plan assets	11.00% per annum	12.25% per annum
Expected rate of increase in salary	11.00% per annum	12.25% per annum
Average expected remaining working life time of the employee	8 years	8 years
Mortality rate	SLIC 2001 - 2005	SLIC 2001 - 2005

The Company recognizes the actuarial gains or losses in other comprehensive income in the year in which they arise.

### b) Defined contribution plan

The Company operates a recognized staff provident fund as a defined contribution plan for all eligible employees. Equal monthly contributions are made both by the Company and the employees to the fund at the rate of 8.33% of basic salary. The Company's contribution is charged to income during the year.

### c) Compensated absences

Provisions for compensated absences is recognized annually to cover the obligation for compensated absences and charged to profit and loss account. The provision is determined using the projected unit credit method.

The latest actuarial valuation was carried out as at 31 December 2025 based on the following significant assumptions:

	2025	2024
Discount rate	11.00% per annum	12.25% per annum
Expected rate of increase in salary	11.00% per annum	12.25% per annum
Average number of leaves accumulated per annum	5 days	5 days
Mortality rate	SLIC 2001 - 2005 with 1 year setback	SLIC 2001 - 2005 with 1 year setback

### 3.18 Management expenses

Management expenses have been allocated to various classes of business on equitable basis. Expenses not allocable to underwriting business are charged under other expenses.

### 3.19 Earnings per share

The Company presents basic and diluted earnings per share (EPS) data for its ordinary share. Basic EPS is calculated by dividing the profit or loss attributable to ordinary shareholders of the Company by the weighted average number of ordinary shares outstanding during the year.

### 3.20 Segment reporting

A business segment is a distinguishable component of the Company that is engaged in providing services that are subject to risks and returns that are different from those of other business segments. The Company accounts for segment reporting of operating results using the classes of business as specified under the Insurance Ordinance, 2000 and the Insurance Accounting Regulations, 2017. The reported operating segments are also consistent with the internal reporting provided to Strategy Committee and Board of Directors which are responsible for allocating resources and assessing performance of the operating segments. The performance of segments is evaluated on the basis of underwriting results of each segment.

The Company has following business segments:

Fire insurance segment provides insurance cover against damages caused by fire, riot and strike, explosion, earthquake, atmospheric damage, flood, electric fluctuation and impact.

Marine insurance segment provides coverage against cargo risk, war risk and damages occurring in inland transit.

## NOTES TO AND FORMING PART OF THE CONSOLIDATED FINANCIAL STATEMENTS FOR THE YEAR ENDED 31 DECEMBER 2025

Motor insurance provides comprehensive vehicle coverage and indemnity against third party loss.

Accident and health provides inpatient and outpatient medical coverage.

Miscellaneous insurance provides cover against burglary, loss of cash in safe and cash in transit, personal accident, money, engineering losses and other coverage.

Investment and income taxes are managed on an overall basis and are therefore, not allocated to any segment. Assets, liabilities and capital expenditures that are directly attributable to segments have been assigned to them while the carrying amount of certain assets pertaining to two or more segments have been allocated to segments on a reasonable basis. Those assets and liabilities which cannot be allocated to a particular segment on a reasonable basis are reported as unallocated corporate assets and liabilities.

### 3.21 Foreign currency transactions

Transactions in foreign currencies are translated into reporting currency at the rates of exchange prevailing at the date of transactions. Monetary assets and liabilities denominated in foreign currencies are translated at the rate of exchange ruling at the balance sheet date. All exchange differences are routed through profit and loss account.

### 3.22 Finance income

Finance income comprises interest income on funds invested, dividend income, exchange gain and changes in the fair value of financial assets at fair value through profit or loss - held for trading. Income on bank deposits is accrued on a time proportion basis using effective rate of interest. Income on investments is recognized on time proportion basis taking into account the effective yield of such securities. Dividend income on equity investments is recognized when the right to receive the payment is established. Foreign currency gains and losses are reported on a net basis.

### 3.23 Impairment of assets

#### a) Non-derivative financial assets

All financial assets are assessed at each reporting date to determine whether there is objective evidence that it is impaired. A financial asset is impaired if there is objective evidence of impairment as a result of one or more events that occurred after the initial recognition of the asset, and that loss event(s) had an impact on the estimated future cash flows of that asset that can be estimated reliably.

Objective evidence that financial assets are impaired includes default or delinquency by a debtor, restructuring of an amount due to the Company on terms that the Company would not consider otherwise, indications that a debtor or issuer will enter bankruptcy, adverse changes in the payment status of borrowers or issuers and economic conditions that correlate with defaults or the disappearance of an active market for a security.

The Company considers evidence of impairment for financial assets measured at amortized cost at both a specific asset and collective level. All individually significant assets are assessed for specific impairment. Those found not to be specifically impaired are then collectively assessed for any impairment that has been incurred but not yet identified. Assets that are not individually significant are collectively assessed for impairment by grouping together assets with similar risk characteristics.

In assessing collective impairment, the Company uses historical trends of the probability of default, the timing of recoveries and the amount of loss incurred, adjusted for management's judgement as to whether current economic and credit conditions are such that the actual losses are likely to be greater or lesser than suggested by historical trends.

An impairment loss in respect of a financial asset measured at amortized cost is calculated as the difference between its carrying amount and the present value of the estimated future cash flows discounted at the asset's original effective interest rate. Losses are recognized in profit or loss and reflected in as allowance against financial asset measured at amortized cost. Interest on the impaired asset is recognized only to the extent it is considered recoverable. When an event occurring after the impairment was recognized causes the amount of impairment loss to decrease, the decrease in impairment loss is reversed through profit or loss.

#### b) Non-financial assets

The carrying amounts of the Company's non-financial assets are reviewed at each reporting date to determine whether there is any indication of impairment. If any such indication exists, then the asset's recoverable amount is estimated. An impairment loss is recognized if the carrying amount of an asset or cash-generating unit (CGU) exceeds its recoverable amount. The recoverable amount of an asset or CGU is the greater of its value in use and its fair value less costs to sell. In assessing value in use, the estimated future cash flows are discounted to their present value using a pre-tax discount rate that reflects

## NOTES TO AND FORMING PART OF THE CONSOLIDATED FINANCIAL STATEMENTS FOR THE YEAR ENDED 31 DECEMBER 2025

current market assessments of the time value of money and the risks specific to the asset or CGU. For impairment testing, assets are grouped together into the smallest group of assets that generates cash inflows from continuing use that are largely independent of the cash inflows of other assets or CGUs.

Impairment losses are recognized in profit or loss.

An impairment loss is reversed only to the extent that the asset's carrying amount does not exceed the carrying amount that would have been determined, net of depreciation or amortization, if no impairment loss had been recognized.

### 3.24 Right of use assets and lease liability

A contract is, or contains a lease if the contract conveys a right to control the use of an identified asset for a period of time in exchange for consideration. The Company mainly lease properties for its operations and recognizes a right-of use asset and lease liability at the lease commencement date. The right-of-use asset is initially measured at cost, and subsequently at cost less any accumulated depreciation and impairment losses, and adjusted for certain remeasurements of the lease liability. The right-of-use asset is depreciated using the straight line method from the commencement date to the earlier of end of the useful life of the right-of-use asset or end of lease term. The estimated useful lives of assets are determined on the same basis as that for owned assets. In addition, the right-of-use asset is periodically reduced by impairment losses, if any. The lease liability is initially measured at the present value of the lease payments that are not paid at the commencement date, discounted using the incremental borrowing rate of the Company. The lease liability is subsequently increased by the interest cost on the lease liability and decreased by lease payments made. It is remeasured when there is a change in future lease payments arising from a change in an index or rate, a change in assessment of whether extension option is reasonably certain to be exercised or a termination option is reasonably certain not to be exercised. The Company has elected not to recognize right-of-use assets and lease liabilities for short term and low value assets. The lease payments associated with these leases are recognized as an expense on a straight line basis over the lease term. The right-of-use assets are presented in the same line item as it presents underlying assets for the same nature it owns.

### 3.25 Dividend Distribution

Cash dividends declared, bonus shares issued and other reserves' appropriations are recognized in the year in which these announcements or appropriations are made.

### 3.26 Cash and cash equivalents

Cash and cash equivalents are carried in the statement of financial position at cost. For the purposes of cash flow statement, cash and cash equivalents comprise cash balances and call deposits with maturities of three months or less from the acquisition date that are subject to an insignificant risk of changes in their fair value, and are used by the Company in the management of its short-term commitments.

### 3.27 Change in Accounting Policy

During the year, the Securities and Exchange Commission of Pakistan (SECP) introduced certain amendments to the General Takaful Accounting Regulations, 2019 through S.R.O. 311(I)/2025. These amendments require insurers, who are undertaking Window Takaful Operations to disclose, in addition to the assets and liabilities of Operator's Fund (OPF), the assets and liabilities of Participants' Takaful Fund (PTF) as a single line item in their statement of financial position. This change has been applied as a change in accounting policy retrospectively, in accordance with the requirements of IAS 8 "Accounting Policies, Changes in Accounting Estimates and Errors".

Statement of financial position	Previously reported	Increase	Restated
	----- Rupees in thousand -----		
<b>At January 01, 2024</b>			
Total assets from Window Takaful Operations	441,872	844,941	1,286,813
Total liabilities from Window Takaful Operations	153,206	844,941	998,147
<b>At December 31, 2024</b>			
Total assets from Window Takaful Operations	568,129	1,315,757	1,883,886
Total liabilities from Window Takaful Operations	244,627	1,315,757	1,560,384

## NOTES TO AND FORMING PART OF THE CONSOLIDATED FINANCIAL STATEMENTS FOR THE YEAR ENDED 31 DECEMBER 2025

### 4 CRITICAL ACCOUNTING ESTIMATES AND JUDGEMENTS

The preparation of financial statements in conformity with the requirements of accounting and reporting standards as applicable to insurance companies in Pakistan requires management to make judgments/estimates and assumptions that affect the application of policies and reported amounts of assets and liabilities, income and expenses. These judgments/estimates and assumptions are based on historical experience, current trends and various other factors that are believed to be reasonable under the circumstances, the result of which form the basis of making the estimates about carrying values of assets and liabilities that are not readily apparent from other sources.

Actual results may differ from their estimates. The estimates and underlying assumptions are reviewed on an ongoing basis. Revision to accounting estimates are recognized in the year in which the estimate is revised if the revision affects only that year, or in the year of the revision and future years if the revision affects both current and future years.

In particular, the matters involving a higher degree of judgement or complexity, or areas where assumptions and estimates are significant to the financial statements are discussed below:

#### a) *Income tax*

In making the estimates for income taxes currently payable by the Company, the management takes into account current income tax laws and the decisions of appellate authorities on certain issues in the past. In making the provision for deferred taxes, estimates of the Company's future taxable profits are taken into account.

#### b) *Fixed assets, depreciation and amortization*

In making estimates of the depreciation / amortization method, the management uses depreciation / amortization rate which reflects the pattern in which economic benefits are expected to be consumed by the Company. These rates are reviewed at each financial year end and if there is a change in the expected pattern of consumption of the future economic benefits embodied in the assets, the depreciation / amortization rates would be changed to reflect the change in pattern. Further, the assets' residual values are reviewed and adjusted if appropriate, at each financial year end.

#### c) *Outstanding claims including incurred but not reported (IBNR)*

The liability for IBNR is computed through Chain Ladder Method (Development technique) in light of the guidelines issued by Insurance Division of SECP vide its Circular 9 of 2016 dated March 09, 2016 for estimation of IBNR claims reserve, the liability for IBNR for all classes of business is based on actuary recommendation. Any significant change in assumption used event may affect the management's judgement which could affect the provision made for IBNR. Reinsurance recoveries against outstanding claims and salvage recoveries are recognized as an asset and are measured at the amount expected to be received.

#### d) *Premium deficiency reserves*

The Company carries out an analysis of loss / combined ratios for the expired year, such ratio being calculated after taking into account the relevant IBNR provision for the determination of premium deficiency reserve for each class of business.

#### e) *Defined benefit plan*

Defined benefit plan is provided to eligible employees of the Company. Calculations in this respect require assumptions to be made of future outcomes, the principal ones being in respect of increase in remuneration, the expected long-term return on plan assets and the discount rate used to convert future cash flows to current values. Calculations are sensitive to changes in the underlying assumptions.

#### f) *Impairment*

The carrying amount of the Company's assets are reviewed at each balance sheet date to determine whether there is any indication of impairment loss. If any such indication exists, recoverable amount is estimated in order to determine the extent of impairment loss, if any. An impairment loss is recognized whenever the carrying amount of an asset exceeds its recoverable amount. Provisions for impairment are reviewed at each balance sheet date and adjusted to reflect the current best estimates.

#### g) *Provision against premium due but unpaid & amount due from other insurers/reinsurers*

The Company reviews its premium due but unpaid and amounts due from other insurers / reinsurers portfolio to assess their recoverability and provision required there-against. While assessing this requirement, various factors including the delinquency and financial position of the counter party are considered.

## NOTES TO AND FORMING PART OF THE CONSOLIDATED FINANCIAL STATEMENTS FOR THE YEAR ENDED 31 DECEMBER 2025

### h) *Classification of investments*

In classifying investments as "fair value through profit and loss" the Company has determined securities which are acquired with the intention to trade by taking advantage of short term market / interest rate movements.

In classifying investments as "held-to-maturity" the Company has determined financial assets with fixed or determinable payments and fixed maturity. In making this judgement, the Company evaluates its intention and ability to hold such investments to maturity.

The investments which are not classified as fair value through profit and loss or held to maturity are classified as available for sale.

### i) *Allocation of management expenses*

Management expenses which are not specifically related to a class of business are allocated on all classes of business on equitable basis.

### j) *Provisions*

A provision is recognized in the statement of financial position when the Company has a legal or constructive obligation as a result of past event and it is probable that outflow of resources embodying economic benefits will be required to settle the obligation and a reliable estimate can be made of the amount of obligation.

### k) *Fair value of investments*

The fair value of held for trading and available for sale investments is determined by reference to their quoted closing repurchase price at the reporting date. Any change in the estimate might effect carrying amounts of investments held for trading with corresponding effect in profit and loss account. Fair value of held to maturity instruments is determined with reference to general interest rates prevailing in the market. Fair value of held to maturity investments is determined for disclosure purpose only.

### l) *Lease term*

The Company applies judgement to determine the lease term for some lease contracts in which it is a lessee that includes renewal options. The assessment of whether the Company is reasonably certain to exercise such options impacts the lease term, which significantly affects the amount of lease liability and right of use assets recognized.

		2025	2024
	Note	Rupees in thousand	
<b>5</b>	<b>PROPERTY AND EQUIPMENT</b>		
	Capital work-in-progress	23,480	5,891
	Operating assets	594,039	393,657
	Operating assets	617,519	399,548
<b>5.1</b>	<b>Movement in Capital work-in-progress is as follows:</b>		
	Opening balance	5,891	9,673
	Additions	17,589	-
	Transfers	-	(3,782)
	Closing balance	23,480	5,891



## NOTES TO AND FORMING PART OF THE CONSOLIDATED FINANCIAL STATEMENTS FOR THE YEAR ENDED 31 DECEMBER 2025

### 5.2.3 Details of disposal of fixed assets during the year

Particulars of assets / buyers	Relationship	Cost	Accumulated depreciation	Book value	Sale proceeds	Gain on sale
2025						
<b>Vehicles sold / transferred to following in-service/ resigning employees/ buyers as per Company's policy</b>						
Javed Alam	Buyer	7,114	1,304	5,810	5,500	(310)
Asktech Private Limited	Buyer	8,124	2,573	5,551	7,600	2,049
Muhammad Qasim	Employee	2,563	2,563	-	-	-
<b>Aggregate value of other items with individual book value not exceeding Rs. 500,000/-</b>						
Motor vehicles (Owned)	Negotiation	334	69	265	287	22
Furniture and fixtures	Negotiation	284	284	-	104	104
Computers and office equipment	Negotiation	693	693	-	640	640
Leasehold improvements	Negotiation	143	143	-	2	2
Right of use assets - Rental properties	Negotiation	-	-	-	-	-
Tracking devices	Negotiation	3,081	2,019	1,062	1,062	-
<b>Total</b>		<b>22,336</b>	<b>9,648</b>	<b>12,688</b>	<b>15,195</b>	<b>2,507</b>
2024		31,383	27,459	3,924	4,262	338

6 INTANGIBLE ASSETS	Cost		Amortization		Written down value as at 31 December	Useful life (years)
	As at 1 January	Additions / (Disposals)	For the period	(Disposals) / Adjustments		
Rupees in thousand						
Computer software	16,165	1,585	3,412	-	16,546	2 to 10
Antivirus	1,855	2,400	498	-	1,591	3
<b>2025</b>	<b>18,020</b>	<b>3,985</b>	<b>3,910</b>	<b>-</b>	<b>18,137</b>	<b>3,868</b>
Computer software	16,007	158	3,655	-	13,134	2 to 10
Antivirus	1,855	-	272	-	1,093	3
2024	17,862	158	3,927	-	14,227	3,793

## NOTES TO AND FORMING PART OF THE CONSOLIDATED FINANCIAL STATEMENTS FOR THE YEAR ENDED 31 DECEMBER 2025

### 7 INVESTMENT PROPERTY

This represents the carrying amount of two offices in Islamabad Stock Exchange building and two offices in Askari Tower, Lahore classified as investment property based on the management's intention to hold the property for earning rentals and / or capital appreciation.

		2025	2024
	Note	Rupees in thousand	
<b>Cost</b>			
Balance at beginning of the year		52,400	52,400
Additions During the year	7.1	556,839	-
(Disposal During the year)		-	-
Balance at end of the year		609,239	52,400
<b>Depreciation</b>			
Balance at beginning of the year		(18,449)	(17,139)
Depreciation for the year		(8,601)	(1,310)
Balance at end of the year		(27,050)	(18,449)
		582,189	33,951
Useful life (years)		33.75 to 40	40

7.1 On 1st January 2025, a building previously held under Property, Plant, and Equipment was reclassified as Investment Property upon being rented out. The property, located on the 8th Floor of Askari Tower, Lahore, has a total area of 5,460 square feet and was acquired on 1st October 2018. The monthly rental income from this property amounts to Rs. 1,632,990, and at the time of reclassification, the remaining carrying life of the asset was 33 years and 9 months.

During the month of August 2025, the Company acquired an additional office located at the 2nd Floor, Askari Tower, Lahore. The total covered area of the newly acquired premises is 12,011 square feet.

7.2 The market value of the investment property as on 31 December 2025 is Rs. 1,018.15 million (three properties) (2024: Rs. 146.72 million (one property)) as per valuation carried out by an independent valuer. Useful life of the investment property is estimated to be 40 years.

7.3 The amount of depreciation has been allocated to management expenses.

## NOTES TO AND FORMING PART OF THE CONSOLIDATED FINANCIAL STATEMENTS FOR THE YEAR ENDED 31 DECEMBER 2025

				2025		2024		
8	INVESTMENTS IN EQUITY SECURITIES	Note		Rupees in thousand				
	Fair value through profit and loss	8.1		1,751,392	376,793			
	Available-for-sale	8.2		1,145,642	1,275,878			
	<b>Total equity securities</b>			<b>2,897,034</b>	<b>1,652,671</b>			
		Number of shares / units		2025		2024		
		2025	2024	Cost	Carrying value	Cost	Carrying value	
		Rupees in thousand						
8.1	Fair value through profit and loss							
	Mutual funds							
	Related Party							
	AWT Islamic Income fund	2,970,189	2,138,746	325,111	329,520	235,895	246,334	
	AWT Islamic money market fund	1,055,985	-	127,671	130,864	-	-	
		4,026,174	2,138,746	452,782	460,384	235,895	246,334	
	Others							
	AKD Islamic Income Fund	3,842,625	2,326,993	200,648	208,103	128,218	130,459	
	Faysal Halal Amdani Fund II	1,487,847	-	150,000	150,505	-	-	
	Lakson Islamic Money Market Fund	1,414,938	-	150,000	150,289	-	-	
	Faysal Islamic Mustakil Munafa Fund	3,030,625	-	303,063	304,808	-	-	
	AL Habib Islamic Munafa Fund Plan V	2,246,069	-	225,000	226,048	-	-	
	JS Islamic Income Fund	1,346,862	-	150,000	150,386	-	-	
	Al Habib Islamic Cash Fund	958,507	-	100,000	100,869	-	-	
		18,353,649	4,465,739	1,731,493	1,751,392	364,113	376,793	
		2025			2024			
		Cost	Impairment / provision	Carrying value	Cost	Impairment / provision	Carrying value	
		Rupees in thousand						
8.2	Available-for-sale							
	Mutual funds	8.2.1	235,000	-	235,000	250,000	-	250,000
	Listed shares	8.2.2	816,627	-	816,627	762,250	(20,272)	741,978
	Unrealized surplus on revaluation		-	-	94,015	-	-	283,900
			1,051,627	-	1,145,642	1,012,250	(20,272)	1,275,878
8.2.1	Mutual Funds							
	Related Party							
	AWT Islamic Stock Fund		135,000	-	135,000	150,000	-	150,000
	Others							
	Al-Habib Islamic Stock Fund		-	-	-	50,000	-	50,000
	AKD Islamic Stock Fund		100,000	-	100,000	50,000	-	50,000
			235,000	-	235,000	250,000	-	250,000
	Unrealized surplus / (deficit) on revaluation		-	-	7,983	-	-	33,638
			235,000	-	242,983	250,000	-	283,638

## NOTES TO AND FORMING PART OF THE CONSOLIDATED FINANCIAL STATEMENTS FOR THE YEAR ENDED 31 DECEMBER 2025

	2025			2024		
	Cost	Impairment / provision	Carrying value	Cost	Impairment / provision	Carrying value
	Rupees in thousand					
<b>8.2.2 Listed Shares</b>						
Artistic Denim Mills Limited	-	-	-	3,325	-	3,325
Atlas Honda Limited	-	-	-	6,461	-	6,461
Attock Cement Pakistan Limited	60,165	-	60,165	38,545	-	38,545
Attock Refinery Limited	-	-	-	59,271	-	59,271
Avanceon Limited	51,227	-	51,227	4,152	-	4,152
Berger Paints Pakistan Limited	-	-	-	19,221	-	19,221
Biafo Industries Limited	40,588	-	40,588	2,118	-	2,118
Century Paper & Board Mills Limited	7,348	-	7,348	8,812	-	8,812
Crescent Steel & Allied Products Limited	17,339	-	17,339	-	-	-
D.G. Khan Cement Company Limited	79,977	-	79,977	7,394	-	7,394
Engro Corporation Limited	15,795	-	15,795	57,130	-	57,130
Engro Fertilizers Limited	9,384	-	9,384	2,386	-	2,386
Fauji Cement Company Limited	-	-	-	4,102	-	4,102
Fauji Fertilizer Company Limited	30,097	-	30,097	-	-	-
Fauji Foods Limited	-	-	-	5,963	-	5,963
Ferozsons Laboratories Limited	-	-	-	38,335	-	38,335
Frieslandcampina Engro Pakistan Limited	17,306	-	17,306	17,306	-	17,306
Gandhara Automobiles Limited	-	-	-	22,072	-	22,072
Gandhara Industries Limited	50,225	-	50,225	-	-	-
Gandhara Tyre & Rubber Company Limited	5,272	-	5,272	2,160	-	2,160
Ghani Global Holdings Ltd. Consolidated	-	-	-	19,142	(6,738)	12,404
Gul Ahmed Textile Mills Limited	20,459	-	20,459	-	-	-
Habib Bank Limited	-	-	-	21,535	(9,331)	12,204
Honda Atlas Cars (Pakistan) Limited	-	-	-	22,327	-	22,327
Image Pakistan Limited	3,131	-	3,131	-	-	-
Interloop Limited	7,463	-	7,463	3,028	-	3,028
KSB Pumps Company Limited	39,952	-	39,952	19,226	-	19,226
Loads Limited	-	-	-	4,614	-	4,614
Lucky Cement Limited	5,161	-	5,161	34,523	-	34,523
Mari Energies Limited	60,127	-	60,127	329	-	329
MCB Bank Limited	-	-	-	51,167	-	51,167
Mitchells Fruit Farms Limited	-	-	-	30,049	-	30,049
Mughal Iron & Steel Industries Limited	9,666	-	9,666	-	-	-
National Refinery Limited	85,513	-	85,513	60,584	(4,203)	56,381
Netsol Technologies Limited	43	-	43	28,341	-	28,341
Oil & Gas Development Company	-	-	-	991	-	991

## NOTES TO AND FORMING PART OF THE CONSOLIDATED FINANCIAL STATEMENTS FOR THE YEAR ENDED 31 DECEMBER 2025

	2025			2024		
	Cost	Impairment / provision	Carrying value	Cost	Impairment / provision	Carrying value
	Rupees in thousand					
Pak Elektron Limited	-	-	-	2,732	-	2,732
Pakistan Aluminium Beverage Cans Limited	-	-	-	9,963	-	9,963
Pakistan International Bulk Terminal	3	-	3	32,065	-	32,065
Pakistan International Container	2,933	-	2,933	-	-	-
Pakistan Petroleum Limited	48,806	-	48,806	8,792	-	8,792
Pakistan Refinery Limited	34,610	-	34,610	20,304	-	20,304
Pakistan State Oil Company Limited	100,401	-	100,401	1,207	-	1,207
Security Papers Limited	12,610	-	12,610	10,711	-	10,711
Sui Northern Gas Pipeline Limited	-	-	-	40,844	-	40,844
Synthetic Products Enterprises Limited	-	-	-	1,157	-	1,157
System Limited	-	-	-	11,935	-	11,935
The Organic Meat Company Limited	-	-	-	2,647	-	2,647
The Searl Company Limited	-	-	-	18,368	-	18,368
Treet Corporation Limited	1,025	-	1,025	6,916	-	6,916
	816,626	-	816,626	762,250	(20,272)	741,978
Unrealized surplus on revaluation			86,032			250,262
			902,658			992,240

## NOTES TO AND FORMING PART OF THE CONSOLIDATED FINANCIAL STATEMENTS FOR THE YEAR ENDED 31 DECEMBER 2025

9	INVESTMENTS IN DEBT SECURITIES	Note	2025			2024		
			Cost	Impairment / provision	Carrying value	Cost	Impairment / provision	Carrying value
			Rupees in thousand					
	<b>HELD TO MATURITY</b>							
	<b>Government Securities</b>							
	Pakistan Investment Bonds	9.1	511,829	-	511,829	1,303,349	-	1,303,349
	Ijarah Sukuks	9.2	387,137	-	387,137	564,845	-	564,845
			898,966	-	898,966	1,868,194	-	1,868,194
	<b>AVAILABLE-FOR-SALE</b>							
	Term Finance Certificates	9.3	160,000	-	160,000	160,000	-	160,000
	Sukuks	9.4	50,025	-	50,025	50,025	-	50,025
			210,025	-	210,025	210,025	-	210,025
	<b>LOANS AND RECEIVABLES</b>							
	Certificates of Investments		11,128	(11,128)	-	11,128	(11,128)	-
			1,120,119	(11,128)	1,108,991	2,089,347	(11,128)	2,078,219

9.1	Pakistan Investment Bonds	Face Value	Profit Rate %	Profit Payment	Maturity Date	2025	2024
	Type of Security	Rupees				Rupees in thousand	
	Pakistan Investment Bonds	50,000,000	8.75%	Semi Annually	12-Jul-28	45,053	43,508
	Pakistan Investment Bonds	37,500,000	8.75%	Semi Annually	12-Jul-28	33,812	32,659
	Pakistan Investment Bonds	25,000,000	9.50%	Semi Annually	19-Sep-24	-	25,000
	Pakistan Investment Bonds	25,000,000	8.00%	Semi Annually	10-Dec-30	23,109	22,824
	Pakistan Investment Bonds	120,000,000	7.50%	Semi Annually	15-Oct-25	-	117,980
	Pakistan Investment Bonds	50,000,000	8.00%	Semi Annually	10-Dec-30	45,873	45,255
	Pakistan Investment Bonds	350,000,000	7.50%	Semi Annually	15-Oct-25	-	345,868
	Pakistan Investment Bonds	175,000,000	7.50%	Semi Annually	15-Oct-25	-	172,909
	Pakistan Investment Bonds	200,000,000	8.00%	Semi Annually	10-Dec-30	186,815	184,811
	Pakistan Investment Bonds	100,000,000	8.00%	Semi Annually	10-Dec-30	93,336	92,323
	Pakistan Investment Bonds	140,000,000	7.50%	Semi Annually	15-Oct-25	-	138,278
	Pakistan Investment Bonds	60,000,000	8.00%	Semi Annually	10-Dec-30	55,759	55,117
	Pakistan Investment Bonds	30,000,000	7.50%	Semi Annually	29-Apr-27	28,073	26,817
						511,830	1,303,349

## NOTES TO AND FORMING PART OF THE CONSOLIDATED FINANCIAL STATEMENTS FOR THE YEAR ENDED 31 DECEMBER 2025

- 9.1.1 These carry interest at effective rate of 9.06% to 13.49% per annum (2024: 9.06% to 13.49% per annum) and will mature by 10 December 2030 (2024: 10 December 2030). Market value of PIBs carried at amortised cost amounts to Rs. 570,562 million (2024: Rs.1,792.73 million).
- 9.2.1 Pakistan investment bonds are placed as statutory deposit with State Bank of Pakistan in accordance with the requirements of clause (a) of sub section 2 of section 29 of Insurance Ordinance, 2000.

9.2 Ijara Sukuk						2025	2024
Type of Security	Face Value	Profit Rate %	Profit Payment	Maturity Date			
	Rupees					Rupees in thousand	
Ijara Sukuk	75,000,000	12.84%	Semi Annually	26-Jun-28		74,839	74,788
Ijara Sukuk	150,000,000	12.84%	Semi Annually	26-Jun-28		149,720	149,630
Ijara Sukuk	75,000,000	12.84%	Semi Annually	26-Jun-28		75,078	75,102
Ijara Sukuk	25,000,000	11.59%	Semi Annually	28-Jun-27		25,000	25,000
Ijara Sukuk	62,500,000	17.38%	Semi Annually	18-Sep-27		62,500	62,500
Ijara Sukuk	50,000,000	19.89%	On maturity	24-May-25		-	41,724
Ijara Sukuk	59,100,000	18.50%	On maturity	27-Jun-25		-	49,895
Ijara Sukuk	25,000,000	17.22%	On maturity	26-Jun-25		-	21,335
Ijara Sukuk	50,000,000	15.99%	On maturity	15-Aug-25		-	43,123
Ijara Sukuk	25,000,000	15.00%	On maturity	17-Sep-25		-	21,748
						387,137	564,845

- 9.2.1 These carry interest at effective rate of 22.77% to 22.79% per annum (2024: 22.62% to 22.97%) and will mature by 26 June 2028 (2024: 26 June 2028). Market value of Ijara Sukuk carried at amortised cost amounts to Rs. 387 million (2024: Rs.565 million).

9.3 Term Finance Certificates							
Number of certificates		Credit rating	Mark up Rate	Investee name	Value of Certificates		
2025	2024				2025	2024	
					Rupees in thousand		
15,000	15,000	AA	6-M KIBOR Plus 150 bps	Bank Al Habib	75,000	75,000	
15,000	15,000	AA	6-M KIBOR Plus 150 bps	Bank Alfalah	75,000	75,000	
2,000	2,000	A	6-M KIBOR Plus 200 bps	Soneri Bank	10,000	10,000	
					160,000	160,000	

- 9.3.1 The term finance certificates have a maturity of ten years and are maturing on 05 January 2028 to 20 December 2028 (2024: 05 January 2028 to 20 December 2028)



## NOTES TO AND FORMING PART OF THE CONSOLIDATED FINANCIAL STATEMENTS FOR THE YEAR ENDED 31 DECEMBER 2025

11.1.1	These represent amounts of claims paid on behalf of health insurance clients, together with the related recoverable service charges as contractually agreed.			
11.2	These represent short term interest free advances given in accordance with terms of employment. These are secured and considered good. The maximum amount due from executives at the end of any month during the year was Rs.0.7 million (2024: Rs. Nil) and outstanding balance at 31 December 2025 is Rs. Nil (2024: Rs. Nil).			
11.3	These represent housebuilding finance loans given to employees in accordance with terms of employment. Interest is charged at the rate of 6 months KIBOR. These are secured and considered good.			
			2025	2024
		Note	Rupees in thousand	
<b>12</b>	<b>INSURANCE / REINSURANCE RECEIVABLES</b>			
	Due from insurance contract holders	12.1	1,598,559	1,540,075
	Less: provision for impairment of receivables from insurance contract holders	12.2	(8,644)	(15,118)
			1,589,915	1,524,957
	Due from other insurers / reinsurers	12.4	143,375	62,636
	Less: provision for impairment of receivables from other insurers / reinsurers	12.5	(5,529)	(5,137)
			137,846	57,499
			1,727,761	1,582,456

## NOTES TO AND FORMING PART OF THE CONSOLIDATED FINANCIAL STATEMENTS FOR THE YEAR ENDED 31 DECEMBER 2025

### 12.1 Due from insurance contract holders

This includes premium amounting to Rs.3,292 thousand (2024: Rs. 3,281 thousand) and Rs.115,794 thousand (2024: Rs. 106,101 thousand) receivable from the Parent and associated undertakings respectively, the movement of which is as follows:

	2025	2024
	Rupees in thousand	
<b>Receivable from parent:</b>		
Balance at beginning of the year	3,281	3,282
Insurance premium written (including government levies, administrative surcharge and policies stamps)	14,145	13,793
Premium received during the year	(14,134)	(13,794)
Balance at end of the year	3,292	3,281
<b>Receivable from associated undertakings:</b>		
Balance at beginning of the year	105,602	114,188
Insurance premium written (including government levies, administrative surcharge and policies stamps)	196,392	199,220
Premium received during the year	(186,200)	(207,806)
Balance at end of the year	115,794	105,602
<b>12.2 Provision for doubtful balances</b>		
Balance at beginning of the year	10,174	10,174
Provision made / (reversed) during the year	(6,474)	-
Balance at end of the year	3,700	10,174

## NOTES TO AND FORMING PART OF THE CONSOLIDATED FINANCIAL STATEMENTS FOR THE YEAR ENDED 31 DECEMBER 2025

		2025	2024
		Rupees in thousand	
12.3	<b>Age analysis of amounts receivable from related parties:</b>		
	<b>Receivable from parent:</b>		
	Up to 1 year	3,166	2,998
	1 to 2 years	126	283
		3,292	3,281
	<b>Receivable from associated undertakings:</b>		
	Up to 1 year	111,876	103,668
	1 to 2 years	3,838	2,314
	2 to 3 years	79	119
		115,793	106,101
12.4	<b>Due from other insurers / reinsurers</b>		
	Considered good	137,846	305,387
	Considered doubtful	5,529	5,137
		143,375	310,524
	Provision for doubtful balances	(5,529)	(5,137)
		137,846	305,387
12.5	<b>Provision for doubtful balances</b>		
	Balance at beginning of the year	5,392	5,392
	Provision made during the year	392	-
	Balance at end of the year	5,784	5,392

## NOTES TO AND FORMING PART OF THE CONSOLIDATED FINANCIAL STATEMENTS FOR THE YEAR ENDED 31 DECEMBER 2025

### 13 RETIREMENT BENEFIT OBLIGATIONS

The company operates an approved gratuity scheme for all employees. The eligible employees under the scheme are 359 (2024 : 357). The latest actuarial valuation of gratuity scheme was carried out as at December 31, 2025 under the Projected Unit Credit Method as per the requirements of approved accounting standard - International Accounting Standard 19, the details of which are as follows:

		2025	2024
	Note	Rupees in thousand	
<b>13.1</b>	<b>Amount recognized in the statement of financial position</b>		
Present value of defined benefit obligation	13.3	331,654	292,632
Benefits due but not paid during the year		3,090	4,018
		334,744	296,650
Fair value of plan assets	13.4	(318,543)	(284,135)
Net liability at end of the year		16,201	12,515
<b>13.2</b>	<b>Movement in liability recognized in the statement of financial position</b>		
Balance at beginning of the year		22,050	18,471
Expense for the year		23,136	25,239
Actuarial loss / (gain) recognized in other comprehensive income		4,268	(2,803)
		49,454	40,907
Contributions to the fund during the year		(23,718)	(18,857)
Balance at end of the year		25,736	22,050
<b>13.3</b>	<b>Reconciliation of the present value of defined benefits obligation</b>		
Present value of obligations as at beginning of the year		292,632	261,517
Current service cost		23,565	25,607
Interest cost		35,019	39,028
Benefits paid		(16,569)	(18,473)
Benefits due but not paid		-	(2,348)
Actuarial (gain) / loss		(2,993)	(12,699)
Present value of obligations as at end of the year		331,654	292,632

## NOTES TO AND FORMING PART OF THE CONSOLIDATED FINANCIAL STATEMENTS FOR THE YEAR ENDED 31 DECEMBER 2025

		2025	2024
<b>13.4</b>	<b>Movement in the fair value of plan assets</b>	<b>Rupees in thousand</b>	
	Fair value of plan assets as at beginning of the year	284,135	254,196
	Interest income on plan assets	35,448	39,395
	Contribution to the fund	23,718	18,857
	Benefits paid	(17,497)	(18,874)
	Actuarial gain / (loss)	(7,261)	(9,439)
	Fair value of plan assets as at end of the year	318,543	284,135
<b>13.5</b>	<b>Expense for the year</b>		
	Current service cost	23,565	25,607
	Interest cost	33,459	37,546
	Interest income on plan assets	(33,888)	(37,914)
	Expense for the year	23,136	25,239
<b>13.6</b>	The estimated charge to profit & loss account for the defined benefit plan for the year ending December 31, 2026 is Rs. 25,144 thousand and expected contribution for the year ending 31, 2026 is Rs 11,021 thousands.		
<b>13.7</b>	<b>Composition of fair value of plan assets</b>		
		2025	2024
		Fair value	Fair value
		Percentage	Percentage
		Rupees in thousand	Rupees in thousand
		%	%
	Debt instruments - Un-quoted		
	- Pakistan Investment Bonds	108,389	108,366
	- T-Bills	78,344	64,692
	Cash and bank balances	25,828	14,991
	Mutual funds - Quoted		
	- AWT Financial Sector Income Fund	39,371	42,627
	- AWT Income Fund	47,120	36,312
	- NIT Money Market Fund	7,369	6,635
	Fair value of plan assets	306,421	273,623

## NOTES TO AND FORMING PART OF THE CONSOLIDATED FINANCIAL STATEMENTS FOR THE YEAR ENDED 31 DECEMBER 2025

13.8	Comparison of present value of defined obligation, fair value of plan assets and surplus / (deficit) of gratuity fund for the last four years:				
	2025	2024	2023	2022	2021
	Rupees in thousand				
Present value of defined benefit obligation	331,654	292,632	251,385	212,020	178,024
Fair value of plan assets	(318,543)	(284,135)	(244,421)	(185,357)	(141,982)
Deficit	13,111	8,497	6,964	26,663	36,042
<b>Effect of remeasurement:</b>					
- Actuarial (gain) / loss on experience adjustment on obligation	(2,993)	(12,699)	626	2,500	14,483
- Actuarial (loss) / gain on plan assets	(7,261)	(9,439)	10,469	5,515	(3,528)

### 13.9 Sensitivity Analysis

The calculation of the defined benefit obligation is sensitive to the assumption used. The following table summarizes the impact on the defined benefit obligation at the end of the reporting period as a result of a change in the respective assumptions by one percent.

	Increase / decrease in defined benefit obligation			
	2025		2024	
	Rupees in thousand			
	1% increase	1% decrease	1% increase	1% decrease
Discount rate	296,657	345,562	261,391	305,567
Future salary growth	345,575	296,134	305,587	260,916

The above sensitivity analysis is based on a change in an assumption while holding all other assumptions constant. In practice, this is unlikely to occur, and changes in some of the assumptions may be correlated. When calculating the sensitivity of the defined benefit obligation to significant actuarial assumptions the same method (present value of the defined benefit obligation calculated with the projected unit credit method at the end of the reporting period) has been applied as when calculating the defined benefit obligation recognized within the statement of financial position.

## NOTES TO AND FORMING PART OF THE CONSOLIDATED FINANCIAL STATEMENTS FOR THE YEAR ENDED 31 DECEMBER 2025

### 13.10 Significant Actuarial Assumption

The following significant assumptions have been used for valuation of this scheme:

	2025	2024
	per annum	
a) Expected rate of increase in salary level	11.00%	12.25%
b) Discount rate	11.00%	12.25%

### 13.11 Risks

These defined benefit plans expose the Company to actuarial risks, such as longevity risk, currency risk, interest rate risk, final salary risk, asset volatility, withdrawal and market (investment) risk.

## 14 STAFF COMPENSATED ABSENCES

	2025	2024
Note	Rupees in thousand	
14.1	63,448	56,451

The company provides leave encashment plan to all employees. The eligible employees under the scheme are 357 (2024 : 357). The latest actuarial valuation of leave encashment was carried out as at December 31, 2025 under the Projected Unit Credit Method as per the requirements of approved accounting standard - International Accounting Standard 19, the details of which are as follows:

	2025	2024
Note	Rupees in thousand	
<b>14.1 Movement in liability</b>		
Balance at beginning of the year	56,451	51,236
Charge for the year	14.1.1 11,621	9,201
Benefits paid	(4,624)	(3,986)
Balance at end of the year	63,448	56,451
<b>14.1.1 Charge for the year</b>		
Current service cost	4,623	4,279
Interest cost	6,627	7,576
Actuarial loss / (gain) on experience adjustment	393	(2,330)
	11,643	9,525

## NOTES TO AND FORMING PART OF THE CONSOLIDATED FINANCIAL STATEMENTS FOR THE YEAR ENDED 31 DECEMBER 2025

	2025	2024
<b>15 DEFERRED TAXATION</b>	<b>Rupees in thousand</b>	
Deferred tax asset in respect of:		
On deductible temporary differences		
- Provision for impairment in loans and receivables investments	4,340	4,340
- Effect of remeasurement of staff retirement benefit plans	1,981	321
- Provision against premium due but unpaid	3,371	5,896
- Provision against amounts due from other insurers / reinsurers	2,156	2,004
- Provision for diminution in value of AFS investments	-	7,906
- Provision against health claims excess receivable	3,921	1,770
- Liabilities against ROU assets - secured	150,742	60,377
On taxable temporary differences		
- Unrealized gains on AFS investments	(36,666)	(110,721)
- Right of use assets	(156,071)	(65,620)
- Others	(11,549)	(215)
	<b>(37,775)</b>	<b>(93,942)</b>
<b>15.1 Movement in deferred tax balances is as follows:</b>		
As at January 01	(93,942)	8,434
<b>Recognized in profit &amp; loss account:</b>		
- Provision against premium due but unpaid	(2,525)	(203)
- Provision against amounts due from other insurers / reinsurers	152	(176)
- Provision for diminution in value of AFS investments	(7,906)	(6,387)
- Provision against health claims excess receivable	2,151	-
- Right of use assets net of lease liability	(90,451)	(4,212)
	<b>(98,579)</b>	<b>(10,978)</b>
<b>Recognized in OCI:</b>		
- Effect of remeasurement of staff retirement benefit plans	1,660	(1,093)
- Unrealized losses on AFS investments	74,055	(90,027)
	<b>75,715</b>	<b>(91,120)</b>
As at December 31	<b>(116,806)</b>	<b>(93,664)</b>

## NOTES TO AND FORMING PART OF THE CONSOLIDATED FINANCIAL STATEMENTS FOR THE YEAR ENDED 31 DECEMBER 2025

		2025	2024
		Rupees in thousand	
<b>16</b>	<b>PREPAYMENTS</b>		
	Prepaid reinsurance premium ceded	802,218	666,136
	Prepaid rent	8,065	2,738
	Others	14,672	6,062
		<b>824,955</b>	<b>674,936</b>
<b>17</b>	<b>CASH AND BANK</b>		
	<b>Cash &amp; cash equivalents:</b>		
	Cash in hand	1,041	1,646
	Policy & Revenue stamps, Bond papers	4,490	1,276
		<b>5,531</b>	<b>2,922</b>
	<b>Cash at bank:</b>		
	Current accounts	73,025	49,244
	Deposit accounts - local currency	748,251	382,745
		<b>821,276</b>	<b>431,989</b>

**17.1** These carry an annual effective markup rate ranging from 3.6% to 13.5% (2024 : 4.5% to 20.65%).

**17.2** During the year, the Company has obtained running finance facility of Rs. 300,000 thousand from Bank Al Habib Limited at 3 months average KIBOR + 0.4%, prevailing on the date of disbursement. Tenor of the facility is one year. 110% lien is marked over market value of Pakistan Investment Bonds as security procured through Bank Al Habib's account maintained at Pak Oman Investment Bank.

## NOTES TO AND FORMING PART OF THE CONSOLIDATED FINANCIAL STATEMENTS FOR THE YEAR ENDED 31 DECEMBER 2025

18	SHARE CAPITAL			2025	2024
18.1	Authorized Capital			Rupees in thousand	
	200,000,000	100,000,000	Ordinary shares of Rs. 10 each	2,000,000	1,000,000
18.2	Issued, subscribed and paid-up share capital				
	2025	2024		2025	2024
	Number of shares			Rupees in thousand	
	Ordinary shares of Rs. 10 each issued as:				
	53,119,457	24,358,699	- fully paid cash shares	531,195	243,587
	47,543,196	47,543,196	- fully paid bonus shares	475,432	475,432
	100,662,653	71,901,895		1,006,627	719,019
18.3	Army Welfare Trust (AWT) and directors hold 60,624,343 (2024: 42,600,734) and 764,313 (2024: 545,939) ordinary shares of the Company respectively at the year end.				
				2025	2024
			Note	Rupees in thousand	
19	RESERVES				
	Capital reserve				
	Share premium			746,894	121,161
	Revenue reserves				
	General reserves			70,000	70,000
	AFS Revaluation reserve			57,351	176,179
				127,351	246,179
				874,245	367,340
20	LEASE LIABILITIES				
	Lease liability - right of use assets - rental properties			264,291	80,329
	Lease liabilities - right of use assets - vehicles			134,456	81,802
			20.1	398,747	162,131

## NOTES TO AND FORMING PART OF THE CONSOLIDATED FINANCIAL STATEMENTS FOR THE YEAR ENDED 31 DECEMBER 2025

### 20.1 Liabilities against assets - secured

	2025			2024		
	Minimum lease payments	Financial charges for future periods	Present value of minimum lease payments	Minimum lease payments	Financial charges for future periods	Present value of minimum lease payments
	Rupees in thousand					
Not later than one year	118,823	42,641	76,182	68,502	20,358	48,144
Later than one year and not later than five years	330,962	87,767	243,195	106,484	33,651	72,833
Later than five years	112,149	32,779	79,370	59,973	18,818	41,155
	561,934	163,187	398,747	234,959	72,827	162,132

20.2 Interest rate used in calculation of lease liability is 6-months KIBOR +.7% for vehicles and 1-year KIBOR + 1% for rental properties.

	Note	2025	2024
		Rupees in thousand	
<b>21</b>	<b>INSURANCE / REINSURANCE PAYABLES</b>		
	Amount due to other insurers	244,116	589,948
	Amount due to foreign reinsurers	185,498	147,521
		429,614	737,469
<b>22</b>	<b>OTHER CREDITORS AND ACCRUALS</b>		
	Agents' commission payable	152,686	129,918
	Payable to suppliers	29,191	6,163
	Tax deducted at source	14,744	13,159
	Federal excise duty / federal insurance fee	68,455	53,807
	Accrued expenses	103,648	53,520
	Fund received against leased vehicle	22.1	16,273
	Fund received against vehicle ljarah	22.1	4,120
	Unearned rental income		43,482
	Others		89,225
			521,824
			360,440
<b>22.1</b>	<b>Funds received from executives</b>		
	Fund received against leased vehicle		6,400
	Fund received against vehicle ljarah		2,423
			8,823
			9,205
			4,500
			13,705

## NOTES TO AND FORMING PART OF THE CONSOLIDATED FINANCIAL STATEMENTS FOR THE YEAR ENDED 31 DECEMBER 2025

<b>23</b>	<b>CONTINGENCIES AND COMMITMENTS</b>
<b>23.1</b>	<b>Contingencies</b>
<b>23.1.1</b>	Income Tax returns up to the Tax Year 2023 stand assessed in terms of section 120 of the Income Tax Ordinance, 2001 [the Ordinance].
<b>23.1.2</b>	The Assistant Commissioner Inland Revenue Unit VII, Range III, Zone II Large Taxpayer Unit, Islamabad framed an order under section 161/205 of the Ordinance raising an income tax demand of Rs. 4.25 million for alleged non-withholding of income tax on payments made in relation to various account heads for the Tax Year 2015. The Company filed an appeal before the Commissioner Inland Revenue (Appeals) [the CIR(A)] against the impugned order. The CIR(A) confirmed the demand raised through the order. Being aggrieved with the order of the CIR(A), the Company filed second appeal before the Appellate Tribunal Inland Revenue [the Tribunal], which is subjudice till date. Based on the facts of the case the Company is hopeful that appeal will be decided in its favour.
<b>23.1.3</b>	Income tax assessments for Assessment Years 1996-1997 to 1999-2000 were finalized by the tax authorities mainly by curtailing management expenses and thereby raising income tax demand aggregating to Rs. 6.6 million. On appeals filed by the Company, these assessments were set aside by the Tribunal. The Company has filed reference applications to the High Court on question of admissibility of management expenses for the Assessment Years 1996-1997 to 1999-2000. The management of the Company firmly believes that the matter will be decided in their favour.
<b>23.1.4</b>	The Commissioner Inland Revenue Zone II, Large Taxpayer Unit, Islamabad selected case of the Company for Audit for the Tax Year 2015 under section 177 of the Ordinance and required the Company to furnish records/documents for the relevant period. The Company filed a constitutional writ petition to challenge the selection process for Audit before the Islamabad High Court [IHC] on 19 January 2018 which petition was dismissed on 02 February 2023 by the IHC. As a result of which the IR authority has resumed the Audit proceedings. The Company has filed a reply for partial compliance and is in the process of compiling the requisite information and has requested for extension in time to comply with the Notice.
<b>23.1.5</b>	Taxation officer of Sindh Revenue Board [SRB] framed the Order-in-Original No. 285 of 2022 dated 11 February 2022 raising a demand of Rs. 288.13 million on account of non-payment of Sindh Sales Tax [SST] on reinsurance premiums and commission from reinsurer for the period January 2014 to December 2015. The Company has filed an appeal before the Commissioner (Appeals), SRB which is subjudice till to date.
<b>23.1.6</b>	Taxation officer of SRB issued show cause notice No. 81802 dated 28 January 2022 thereby confronting the Company on alleged short declaration of insurance premiums and short payment of SST thereon. The Company had obtained stay from the Sindh High Court against the proceedings initiated through the show cause notice. We are not aware of any further progress on the matter.
<b>23.1.7</b>	Taxation officer of SRB raised observation on account of claiming inadmissible input tax adjustment of Rs. 1,699,449 and short payment of withheld SST amounting to Rs. 503,906 on services received by the Company during the tax periods January 2020 to December 2021. The Company has filed a comprehensive reply against the notice. There is no further progress on the matter till date.
<b>23.1.8</b>	Certain claims have been filed against the Company. The management, based on the opinion of its legal counsels, believes that the above mentioned matters are most likely to be decided in favour of the Company at superior appellate forums and no charge is required to be recognised and carried in the financial statements. Management on the basis of nature and facts of the claims believes that expected outcome of these cases will be favorable and adverse financial impact, if any, on these financial statements is not likely to be material.
<b>23.1.9</b>	Additional Commissioner of Punjab Revenue Authority [PRA] raised observation on claim of inadmissible input tax adjustment of Rs. 12,813,614 during the tax periods July 2014 to October 2022. The Company explained its position through our letter dated 29 May 2023 to the Officer, however there is no further progress on the matter.
<b>23.1.10</b>	The Deputy Commissioner Inland Revenue, Audit Unit-V, Large Taxpayer's Unit, Islamabad issued an Order-in-Original No. 04/2020 dated 31 December 2020 raising a demand of Rs. 1.39 million on account of inadmissible claim of input tax credit and short payment of Federal Excise Duty for the tax period 2017. The Company preferred an appeal before the CIR(A) who deleted the tax demand to the extent of Rs. 9,277 and upheld the remaining tax demand through Order-in-Appeal No. 06 dated 12 July 2021. Being aggrieved with the appellate Order of the CIR(A), the Company has filed an appeal before the Tribunal which is pending disposal till date. The Company has deposited total of 15% of the impugned tax demand to avail stay against the recovery of the impugned tax demand.

## NOTES TO AND FORMING PART OF THE CONSOLIDATED FINANCIAL STATEMENTS FOR THE YEAR ENDED 31 DECEMBER 2025

**23.1.11** The Deputy Commissioner Inland Revenue (DCIR), Unit-VII, Zone-II, Large Taxpayer's Unit, Islamabad, issued a show cause Notice dated 26 November 2019 and demanded Federal Excise Duty (FED) of Rs 29.72 million on account of alleged short payment. The Company submitted its response on 06 December 2019 through which it was brought to the attention of DCIR that the Company has already discharge its liability with relevant the Revenue Authorities. Despite these submissions the DCIR framed an Order on 6 February 2020 vide which FED demand along with penalty amounting Rs. 29.72 million was raised. However, copy of the Order was not served upon the Company accordingly attested copy of the Order was arranged on 28 December 2024. The Company, being dissatisfied with the DCIR's decision, filed an appeal along with condonation of delay in filing of appeal before the Appellate Tribunal Inland Revenue Islamabad [the "ATIR"]. The ATIR disposed of the condonation application through Order dated 30 January 2025 by holding that the appeal filed is barred by time and resultantly, the appeal and the stay application were unsuccessful. The company filed a reference before the Honorable Islamabad High Court [the "IHC"] against the Order of the ATIR. The IHC decided the reference on 05 June 2025 in favour of the Company and directed the ATIR to verify the factual position of the case and decide it on merits. However, the hearing of the case has not yet been fixed.

### 23.2 Commitments

**23.2.1** The Company's commitment under Ijarah arrangement with Meezan Bank Limited is Rs. 27.40 million (2024: Rs 53.82 million). The contracts have a term of five years.

	2025	2024
	Rupees in thousand	
Future Minimum Ijarah (lease) payments are as under:		
Not later than one year	18,767	22,458
Later than one year and not later than five years	8,638	31,357
	<b>27,405</b>	<b>53,815</b>
Ijarah payments recognized in expense during the year	<b>23,455</b>	27,176

**23.2.2** The Company's commitment under rental agreements with lease term of less than 1 year are:

Not later than one year	109	2,738
Rental payments recognized in expense during the year	<b>8,780</b>	11,668

## NOTES TO AND FORMING PART OF THE CONSOLIDATED FINANCIAL STATEMENTS FOR THE YEAR ENDED 31 DECEMBER 2025

	2025	2024
	Rupees in thousand	
<b>24</b>	<b>NET INSURANCE PREMIUM</b>	
Written gross premium	6,334,920	5,428,389
Add: Unearned premium reserve opening	2,077,374	2,062,367
Less: Unearned premium reserve closing	(2,624,926)	(2,077,374)
Premium earned	5,787,368	5,413,382
Less: Reinsurance premium ceded	2,115,988	2,030,791
Add: Prepaid reinsurance premium opening	666,136	645,855
Less: Prepaid reinsurance premium closing	(802,218)	(666,136)
Reinsurance expense	1,979,906	2,010,510
	<b>3,807,462</b>	<b>3,402,872</b>
<b>25</b>	<b>NET INSURANCE CLAIMS</b>	
Claims paid	3,448,139	3,464,080
Add: Outstanding claims including IBNR closing	1,462,891	1,253,366
Less: Outstanding claims including IBNR opening	(1,253,366)	(1,450,640)
Claims expense	3,657,664	3,266,806
Less: Reinsurance and other recoveries received	844,417	1,240,316
Add: Reinsurance and other recoveries in respect of outstanding claims closing	709,882	580,698
Less: Reinsurance and other recoveries in respect of outstanding claims opening	(580,698)	(888,923)
Reinsurance and other recoveries revenue	973,601	932,091
	<b>2,684,063</b>	<b>2,334,715</b>

### 25.1 Claim Development

The Company maintains adequate reserves in respect of its insurance business in order to protect against adverse future claims experience and developments. The uncertainties about the amount and timing of claim payments are normally resolved within one year. The following table shows the development of the claims over a period of time. All amounts are presented in gross numbers before reinsurance.

## NOTES TO AND FORMING PART OF THE CONSOLIDATED FINANCIAL STATEMENTS FOR THE YEAR ENDED 31 DECEMBER 2025

Accident Year	2020 & prior	2021	2022	2023	2024	2025	Total
Rupees in thousand							
At the end of accident year	29,786	1,735,753	2,058,520	2,880,739	3,682,005	3,862,085	3,862,085
One year later	688,815	549,750	1,059,883	2,973,861	935,017	-	935,017
Two years later	40,409	54,701	369,498	108,552	-	-	108,552
Three years later	6,217	12,307	52,658	-	-	-	52,658
Four years later	(160)	7,973	-	-	-	-	7,973
Five year later	14,618	-	-	-	-	-	14,618
Current estimate of cumulative claims	14,618	7,973	52,658	108,552	935,017	3,862,085	4,980,903
Less: Cumulative payments to date	(6,441)	297	30,953	39,399	812,969	2,640,835	3,518,012
Liability recognized in statement of financial position	21,059	7,676	21,705	69,153	122,048	1,221,250	1,462,891

25.2 The provision for IBNR on the basis of actuarial valuation carried out as at December 31, 2025 amounted to Rs. 712,131 thousands (2024: Rs 592,152 thousands).

	2025	2024
<b>26 NET COMMISSION AND OTHER ACQUISITION COSTS</b>	<b>Rupees in thousand</b>	
Commission paid or payable	389,662	387,276
Add: Deferred commission expense opening	140,768	154,757
Less: Deferred commission expense closing	(166,692)	(140,768)
Net commission	363,738	401,265
Less: Commission received or recoverable	466,554	453,971
Add: Unearned reinsurance commission opening	124,519	122,020
Less: Unearned reinsurance commission closing	(146,214)	(124,519)
Commission from reinsurers	444,859	451,472
	(81,121)	(50,207)

## NOTES TO AND FORMING PART OF THE CONSOLIDATED FINANCIAL STATEMENTS FOR THE YEAR ENDED 31 DECEMBER 2025

		2025	2024	
27	MANAGEMENT EXPENSES	Note	Rupees in thousand	
	Employees benefit cost	27.1	651,717	667,084
	Rent		8,780	10,344
	Communication		7,605	8,621
	Tracker devices		3,856	5,149
	Monitoring of trackers		-	(842)
	Printing and stationery		12,123	11,739
	Traveling and entertainment		12,637	11,526
	Depreciation and amortization		141,361	102,545
	Repair and maintenance		19,529	14,445
	Utilities		23,675	30,720
	Advertisement		6,499	1,629
	Legal and professional charges		15,034	11,716
	Bank charges		6,684	3,271
	Reversal of provision against premium due but unpaid		(6,083)	(973)
	Provision against health claims excess receivable		5,516	-
	Vehicle ljarah rentals		23,455	27,566
	Miscellaneous		24,830	11,843
			957,218	916,383
27.1	<b>Employees benefit cost</b>			
	Salaries, allowance and other benefits		608,807	621,211
	Charges for post employment benefits	27.2	42,910	45,873
			651,717	667,084

**27.2** This includes charges for defined benefit plans, staff compensated absences and defined contribution plans amounting to Rs. 22.11 million (2024: Rs. 20.95 million), Rs. 11.64 million (2024: Rs. 8.45 million) and Rs. 17.15 million (2024: Rs. 16.68 million) respectively.

## NOTES TO AND FORMING PART OF THE CONSOLIDATED FINANCIAL STATEMENTS FOR THE YEAR ENDED 31 DECEMBER 2025

		2025	2024
28	<b>INVESTMENT INCOME</b>		
		Rupees in thousand	
	<b>Dividend income on investments</b>		
	Dividend income on securities held for trading	13,569	20,730
	Dividend income on available for sale investments	20,150	46,107
		33,719	66,837
	<b>Income from debt securities</b>		
	Return on government securities	170,258	328,664
	Return on other fixed income securities	28,453	46,071
		198,711	374,735
	<b>Net realised gains on investments</b>		
	Gain on trading of held for trading investments	36,806	51,797
	(Loss) / Gain on sale of available-for-sale investments	412,044	137,641
		448,850	189,438
	Unrealized profit on re-measurement of investments held for trading	19,899	12,681
	Provision for diminution in available-for-sale investments	20,272	16,375
	Investment related expenses	(646)	-
	<b>Total investment income</b>	<b>720,805</b>	<b>660,067</b>
29	<b>RENTAL INCOME</b>		
	Rental income	26,708	7,068
	Less : expenses of investment property	(55)	(54)
		26,653	7,014
30	<b>OTHER INCOME</b>		
	Income from tracker and related services	324,618	83,082
	Profit on bank deposits	34,936	66,425
	Gain on sale of fixed assets	2,508	338
	Mark-up on staff house building finance	854	629
	Funds amortized against leased vehicles	11,695	5,522
	Others	5,859	21,086
		380,470	177,082

## NOTES TO AND FORMING PART OF THE CONSOLIDATED FINANCIAL STATEMENTS FOR THE YEAR ENDED 31 DECEMBER 2025

		2025	2024
<b>31</b>	<b>OTHER EXPENSES</b>		
		Rupees in thousand	
	Tracker cost of sales	279,460	71,003
	Subscription	10,604	8,862
	Legal & Professional fee other than business related	4,730	-
	Auditors' remuneration	2,563	2,526
		297,357	82,391
<b>31.1</b>	<b>Auditors' remuneration-Gross</b>		
	Annual Audit Fee	1,310	1,100
	Consolidated Financial Statements	275	250
	Review of Condensed Interim Financial Information	550	500
	Compliance with CCG	138	125
	Other Certification and review	275	250
	Special Purpose Review	303	275
	Out Of Pocket Expenses	275	250
		3,126	2,750
	<b>Less: Auditors' remuneration-Takaful Portion</b>		
	Annual Audit Fee	342	220
	Review of Condensed Interim Financial Information	110	100
	Other Certification and review	110	100
		562	420
	<b>Auditors' remuneration-Conventional Portion</b>	2,564	2,330
	<b>Represented by:</b>		
	Annual Audit Fee	968	880
	Consolidated Financial Statements	275	250
	Review of Condensed Interim Financial Information	440	400
	Compliance with CCG	138	125
	Other Certification and review	165	150
	Special Purpose Review	303	275
	Out Of Pocket Expenses	275	250
		2,564	2,330

## NOTES TO AND FORMING PART OF THE CONSOLIDATED FINANCIAL STATEMENTS FOR THE YEAR ENDED 31 DECEMBER 2025

	2025	2024
	Rupees in thousand	
<b>32</b>	<b>FINANCE COSTS</b>	
Interest on lease liabilities	49,107	22,118
Interest on running finance	165	-
	<b>49,272</b>	<b>22,118</b>
<b>33</b>	<b>WINDOW TAKAFUL OPERATIONS - OPF</b>	
Wakala fee	405,666	303,837
Management expenses	(223,644)	(160,839)
Commission expenses	(105,163)	(79,214)
Modarib's share of PTF investment income	26,184	17,406
Investment income	51,110	41,969
Other income - net	4,230	8,228
Profit from Window Takaful Operations - OPF	<b>158,383</b>	<b>131,387</b>
<b>34</b>	<b>INCOME TAX EXPENSE</b>	
	<b>For the year</b>	
Current	429,136	396,332
Prior year	-	(48)
Deferred	19,548	11,257
	<b>448,684</b>	<b>407,541</b>

## NOTES TO AND FORMING PART OF THE CONSOLIDATED FINANCIAL STATEMENTS FOR THE YEAR ENDED 31 DECEMBER 2025

34.1	Relationship between tax expense and accounting profit	2025	2024	2025	2024
		Effective tax rate - %		Rupees in thousand	
	Profit for the year before taxation			1,186,984	1,073,022
	Tax at the applicable rate	39.00%	39.00%	462,924	418,479
	Effect of items that are not considered in determining taxable income - net	-1.20%	-1.01%	(14,240)	(10,890)
		37.80%	37.98%	448,684	407,541
34.2	Taxation charged to other comprehensive income				
	Deferred tax income / (expense)			75,715	(91,120)
				2025	2024
35	EARNINGS PER SHARE				
	Profit after tax (Rupees in thousand)			738,300	665,481
	Weighted average number of ordinary shares outstanding			79,974	71,902
	Earnings per share before right issue				
	Earnings (after tax) per share - (Rupees)			10.26	9.26
	Earnings per share after right issue				
	Earnings (after tax) per share - (Rupees) - Basic & Diluted (2024: Restated)			9.23	8.30

35.1 During FY 2025, the Company successfully completed a rights issue in the ratio of 40 ordinary shares for every 100 shares held at a subscription price of Rs. 32 per share. As a result, 28,760,758 additional ordinary shares were issued and credited to the respective shareholders' accounts on 15 December 2025.

In accordance with the requirements of IAS 33 – Earnings per Share, the prior year's earnings per share has been restated to reflect the adjustment/bonus element embedded in the rights issue, ensuring comparability between reporting periods.

The Company had no convertible or other dilutive potential ordinary shares outstanding at the reporting date. Accordingly, there is no dilution impact on earnings per share, and therefore, the basic earnings per share is equal to the diluted earnings per share for the year ended 2025.

## NOTES TO AND FORMING PART OF THE CONSOLIDATED FINANCIAL STATEMENTS FOR THE YEAR ENDED 31 DECEMBER 2025

### 36 COMPENSATION OF DIRECTORS AND EXECUTIVES

36.1 The aggregate amounts charged in these consolidated financial statements for remuneration, including all benefits, to the Chief Executive, Directors and Executives of the Company are as follows:

	2025			2024		
	Chief Executive	Directors	Executives	Chief Executive	Directors	Executives
	Rupees in thousand					
Fees	-	1,700	-	-	1,700	-
Managerial remuneration	28,376	-	98,365	24,675	-	69,195
Leave encashment	2,018	-	2,915	1,487	-	1,639
Bonus	10,281	-	31,502	8,940	-	21,527
Charge to defined benefit plan	2,459	-	6,843	2,574	-	4,754
Rent and house maintenance	12,769	-	44,183	11,104	-	31,138
Utilities	2,838	-	9,818	2,467	-	6,920
Conveyance	-	-	-	27	-	1,525
Provident fund	2,364	-	6,255	2,055	-	4,168
Others	420	-	4,622	420	-	10,743
	61,525	1,700	204,503	53,749	1,700	151,609
No of person(s)	1	8	53	1	8	38

36.2 The Chief Executive and Executives are also provided with Company maintained cars.

36.3 As defined in fourth Schedule of Companies Act 2017 (Amended vide S.R.O. 1169 (I)/2017 dated November 7th, 2017), "executive" means an employee, other than the chief executive and directors, whose basic salary exceeds twelve hundred thousand rupees in a financial year

## NOTES TO AND FORMING PART OF THE CONSOLIDATED FINANCIAL STATEMENTS FOR THE YEAR ENDED 31 DECEMBER 2025

### 37 RELATED PARTY TRANSACTIONS

The Company is a subsidiary of Army Welfare Trust ("the parent company") therefore all subsidiaries and associated undertakings of the parent company are related parties of the Company. Other related parties comprise of directors, key management personnel, entities with common directorships and entities over which the directors are able to exercise influence. Balances with related parties are shown in the note 12.1 and the remuneration of chief executive, executives and directors is disclosed in note 36 to the consolidated financial statements. Investments with related parties are shown in note 9.1 & 9.2 and investment property is shown in note 7.1. Transactions with related parties other than those disclosed elsewhere in these financial statements are as follows:

	2025	2024
	<b>Rupees in thousand</b>	
<b>Transactions with the parent company:</b>		
Insurance premium written (including government levies administrative surcharge and policies stamps)	14,145	13,793
Premium received during the period	14,134	13,794
Insurance claims paid	5,936	3,324
Rent paid	33,600	28,571
Dividend Paid	213,004	223,654
<b>Transactions with associated undertakings:</b>		
<b>Army Welfare Sugar Mills</b>		
Insurance premium written (including government levies administrative surcharge and policies stamps)	17,146	16,840
Premium received during the period	17,356	16,604
Insurance claims paid	1,350	1,019
<b>Askari Aviation (Private) Limited</b>		
Insurance premium written (including government levies administrative surcharge and policies stamps)	3,804	3,040
Premium received during the period	3,987	2,900
Insurance claims paid	145	505

## NOTES TO AND FORMING PART OF THE CONSOLIDATED FINANCIAL STATEMENTS FOR THE YEAR ENDED 31 DECEMBER 2025

	2025	2024
<b>Askari Development and Holdings (Private) Limited</b>	<b>Rupees in thousand</b>	
Insurance premium written (including government levies administrative surcharge and policies stamps)	11,791	10,682
Premium received during the period	12,105	21,552
Insurance claims paid	612	752
<b>Askari Enterprises (Private) Limited</b>		
Insurance premium written (including government levies administrative surcharge and policies stamps)	692	102
Premium received during the period	427	321
Insurance claims paid	296	234
<b>Askari CNG and Fuels</b>		
Insurance premium written (including government levies administrative surcharge and policies stamps)	5,190	5,001
Premium received during the period	4,981	5,279
Insurance claims paid	598	6,408
<b>Askari Guards (Private) Limited</b>		
Insurance premium written (including government levies administrative surcharge and policies stamps)	81,414	103,119
Premium received during the period	67,224	105,357
Insurance claims paid	2,686	11,618
<b>Askari Lagoon Faisalabad</b>		
Insurance premium written (including government levies administrative surcharge and policies stamps)	281	197
Premium received during the period	334	67
Insurance claims paid	-	-

## NOTES TO AND FORMING PART OF THE CONSOLIDATED FINANCIAL STATEMENTS FOR THE YEAR ENDED 31 DECEMBER 2025

	2025	2024
<b>Askari Shoe Project</b>	<b>Rupees in thousand</b>	
Insurance premium written (including government levies administrative surcharge and policies stamps)	6,543	912
Premium received during the period	7,435	2,239
Insurance claims paid	875	875
<b>Askari Tours and Travels</b>		
Insurance premium written (including government levies administrative surcharge and policies stamps)	736	691
Premium received during the period	736	685
Insurance claims paid	186	555
<b>Askari Woolen Mills</b>		
Insurance premium written (including government levies administrative surcharge and policies stamps)	3,431	723
Premium received during the period	4,137	796
Insurance claims paid	233	279
<b>AWT Plaza Project</b>		
Insurance premium written (including government levies administrative surcharge and policies stamps)	-	-
Premium received during the period	223	-
Insurance claims paid	-	-
<b>Blue Lagoon</b>		
Insurance premium written (including government levies administrative surcharge and policies stamps)	532	613
Premium received during the period	669	772
Insurance claims paid	319	270

## NOTES TO AND FORMING PART OF THE CONSOLIDATED FINANCIAL STATEMENTS FOR THE YEAR ENDED 31 DECEMBER 2025

	2025	2024
<b>Fauji Security Services (Private) Limited</b>		
<b>Rupees in thousand</b>		
Insurance premium written (including government levies administrative surcharge and policies stamps)	42,198	42,220
Premium received during the period	42,549	30,055
Insurance claims paid	3,754	3,149
<b>MAL Pakistan Limited</b>		
Insurance premium written (including government levies administrative surcharge and policies stamps)	11,585	9,678
Premium received during the period	13,075	9,283
Insurance claims paid	4,976	2,999
<b>Army Welfare Housing Scheme</b>		
Insurance premium written (including government levies administrative surcharge and policies stamps)	1,006	470
Premium received during the period	592	470
Insurance claims paid	130	69
<b>Army Welfare Real Estate Division</b>		
Insurance premium written (including government levies administrative surcharge and policies stamps)	2,723	2,382
Premium received during the period	2,653	2,729
Insurance claims paid	1,348	755
<b>AWT Investments Limited</b>		
Insurance premium written (including government levies administrative surcharge and policies stamps)	-	-
Premium received during the period	545	61
Insurance claims paid	-	3

## NOTES TO AND FORMING PART OF THE CONSOLIDATED FINANCIAL STATEMENTS FOR THE YEAR ENDED 31 DECEMBER 2025

	2025	2024
	Rupees in thousand	
<b>Services Travels</b>		
Insurance premium written (including government levies administrative surcharge and policies stamps)	165	141
Premium received during the period	170	136
Insurance claims paid	-	20
<b>Askari Life Assurance</b>		
Insurance premium written (including government levies administrative surcharge and policies stamps)	981	759
Premium received during the period	1,078	829
Insurance claims paid	110	79
<b>Askari Seeds</b>		
Insurance premium written (including government levies administrative surcharge and policies stamps)	2,547	1,591
Premium received during the period	2,329	1,606
Insurance claims paid	464	500
<b>Jolidays (Private Limited)</b>		
Insurance premium written (including government levies administrative surcharge and policies stamps)	266	58
Premium received during the period	266	134
Insurance claims paid	102	102
<b>Transactions with other related parties</b>		
Contributions to Employees Provident Fund Trust	52,462	54,305

# NOTES TO AND FORMING PART OF THE CONSOLIDATED FINANCIAL STATEMENTS

## FOR THE YEAR ENDED 31 DECEMBER 2025

### 38 FAIR VALUE OF FINANCIAL INSTRUMENTS

The following table shows the carrying amounts and fair values of financial assets and financial liabilities, including their levels in the fair value hierarchy for financial instruments measured at fair value. It does not include fair value information for financial assets and financial liabilities not measured at fair value if the carrying amount is a reasonable approximation of fair value.

	2025									
	Held-for-trading	Available-for-sale	Held-to-maturity	Loans and receivables	Other financial liabilities	Total	Level 1	Level 2	Level 3	Total
Rupees in thousand										
<b>Financial assets measured at fair value</b>										
Investment at fair value through profit and loss	1,751,392	-	-	-	-	1,751,392	1,751,392	-	-	1,751,392
Investment at fair value through other comprehensive income	-	1,145,642	-	-	-	1,145,642	1,145,642	-	-	1,145,642
Investment at fair value through profit and loss - WTO	292,352	-	-	-	-	292,352	292,352	-	-	292,352
Investment at available for sale - WTO	-	74,403	-	-	-	74,403	69,192	-	5,211	74,403
<b>Financial assets not measured at fair value</b>										
Investments										
- Government securities	-	-	898,966	-	-	898,966	-	-	898,967	898,967
- Fixed term deposits	-	210,025	-	-	-	210,025	-	-	-	-
Loans to employees	-	-	-	197	-	197	-	-	-	-
Accrued investment income*	-	-	-	14,053	-	14,053	-	-	-	-
Staff house building finance	-	-	-	9,368	-	9,368	-	-	-	-
Sundry receivables*	-	-	-	416,081	-	416,081	-	-	-	-
Amounts due from insurance contract holders*	-	-	-	1,589,915	-	1,589,915	-	-	-	-
Amounts due from other insurers / reinsurers*	-	-	-	137,846	-	137,846	-	-	-	-
Reinsurance recoveries against outstanding claims*	-	-	-	709,882	-	709,882	-	-	-	-
Salvage recoveries accrued*	-	-	-	2,393	-	2,393	-	-	-	-
Cash and bank deposits*	-	-	-	826,807	-	826,807	-	-	-	-
Total assets of Window Takatuf Operations - OPF	-	-	-	247,852	-	247,852	-	-	-	-
<b>Financial liabilities not measured at fair value</b>										
Provision for outstanding claims (including IBNR)*	-	-	-	-	(1,253,366)	(1,253,366)	-	-	-	-
Lease liabilities	-	-	-	-	(162,131)	(162,131)	-	-	-	-
Amounts due to other insurers / reinsurers*	-	-	-	-	(737,469)	(737,469)	-	-	-	-
Unclaimed dividend*	-	-	-	-	(17,074)	(17,074)	-	-	-	-
Accrued expenses*	-	-	-	-	(53,520)	(53,520)	-	-	-	-
Other creditors and accruals*	-	-	-	-	(306,920)	(306,920)	-	-	-	-
Deposits and other payables*	-	-	-	-	(73,893)	(73,893)	-	-	-	-
Total liabilities of Window Takatuf Operations - OPF	-	-	-	-	(219,112)	(219,112)	-	-	-	-
	2,043,744	1,430,070	898,966	3,954,394	(2,823,485)	4,363,134	3,258,578	-	904,178	4,162,756

# NOTES TO AND FORMING PART OF THE CONSOLIDATED FINANCIAL STATEMENTS

## FOR THE YEAR ENDED 31 DECEMBER 2025

2024

	Held-for-trading	Available-for-sale	Held-to-maturity	Loans and receivables	Other financial liabilities	Total	Level 1	Level 2	Level 3	Total
Rupees in thousand										
<b>Financial assets measured at fair value</b>										
Investment at fair value through profit and loss	376,793	-	-	-	-	376,793	376,793	-	-	376,793
Investment at fair value through other comprehensive income	-	1,275,878	-	-	-	1,275,878	1,275,878	-	-	1,275,878
Investment at fair value through profit and loss - WTO	245,702	-	-	-	-	245,702	155,471	-	-	155,471
Investment at available for sale - WTO	-	72,621	-	-	-	72,621	67,410	-	5,211	72,621
<b>Financial assets not measured at fair value</b>										
Investments										
- Government securities	-	-	1,868,194	-	-	1,868,194	-	-	2,017,001	2,017,001
- Fixed term deposits	-	210,025	-	-	-	210,025	-	-	-	-
Loans to employees	-	-	-	145	-	145	-	-	-	-
Accrued investment income*	-	-	-	49,227	-	49,227	-	-	-	-
Staff house building finance	-	-	-	3,025	-	3,025	-	-	-	-
Sundry receivables*	-	-	-	285,809	-	285,809	-	-	-	-
Amounts due from insurance contract holders*	-	-	-	1,524,957	-	1,524,957	-	-	-	-
Amounts due from other insurers / reinsurers*	-	-	-	57,499	-	57,499	-	-	-	-
Reinsurance recoveries against outstanding claims*	-	-	-	580,698	-	580,698	-	-	-	-
Salvage recoveries accrued*	-	-	-	2,633	-	2,633	-	-	-	-
Cash and bank deposits*	-	-	-	434,911	-	434,911	-	-	-	-
Total assets of Window Takaful Operations - OPF	-	-	-	198,502	-	198,502	-	-	-	-
<b>Financial liabilities not measured at fair value</b>										
Provision for outstanding claims (including IBNR)*	-	-	-	-	(1,253,366)	(1,253,366)	-	-	-	-
Lease liabilities	-	-	-	-	(162,131)	(162,131)	-	-	-	-
Amounts due to other insurers / reinsurers*	-	-	-	-	(737,469)	(737,469)	-	-	-	-
Unclaimed dividend*	-	-	-	-	(17,074)	(17,074)	-	-	-	-
Accrued expenses*	-	-	-	-	(53,520)	(53,520)	-	-	-	-
Other creditors and accruals*	-	-	-	-	(306,920)	(306,920)	-	-	-	-
Deposits and other payables*	-	-	-	-	(73,893)	(73,893)	-	-	-	-
Total liabilities of Window Takaful Operations - OPF	-	-	-	-	(219,112)	(219,112)	-	-	-	-
	622,495	1,558,524	1,868,194	3,137,406	(2,823,485)	4,363,134	1,875,552	-	2,022,212	3,897,764

\* The Company has not disclosed the fair value of these items because their carrying amounts are a reasonable approximation of fair value. Fair value is an amount for which an asset could be exchanged, or a liability settled, between knowledgeable willing parties in an arm's length transaction. Consequently, differences may arise between the carrying values and the fair values estimates.

The Company measures fair values using the following fair value hierarchy that reflects the significance of the inputs used in making the measurements:

Level 1: Fair value measurements using quoted prices (unadjusted) in active markets for identical assets or liabilities.

Level 2: Fair value measurements using inputs other than quoted prices included within Level 1 that are observable for the asset or liability, either directly (i.e. as prices) or indirectly (i.e. derived from prices).

Level 3: Fair value measurements using inputs for the asset or liability that are not based on observable market data (i.e. unobservable inputs).

# NOTES TO AND FORMING PART OF THE CONSOLIDATED FINANCIAL STATEMENTS FOR THE YEAR ENDED 31 DECEMBER 2025

## 39 SEGMENT INFORMATION 39.1 Segment Profit and loss

	Fire and property damage		Marine, aviation and transport		Motor		Accident and health		Miscellaneous		Total	
	2025	2024	2025	2024	2025	2024	2025	2024	2025	2024	2025	2024
	Rupees in thousand											
Premium receivable (inclusive of Federal Excise Duty, Federal Insurance Fee and Administrative surcharge)	1,389,950	1,175,973	527,070	536,179	1,689,424	1,483,132	2,377,703	1,820,684	1,014,191	983,615	6,998,338	5,999,583
Less: Federal Excise Duty	185,438	158,980	57,395	57,900	228,945	202,179	5,545	9,377	90,673	58,807	567,996	487,243
Federal Insurance Fee	11,880	10,129	4,394	4,526	14,515	12,897	22,850	17,811	8,910	9,080	62,549	54,443
Stamp Duty	665	491	29,184	22,233	1,367	910	853	6	804	362	32,873	24,002
Gross written premium (inclusive of administrative surcharge)	1,191,967	1,006,373	436,097	451,520	1,444,597	1,267,146	2,348,455	1,793,490	913,804	915,366	6,334,920	5,433,895
Gross premium	1,192,846	1,012,975	422,383	441,531	1,398,778	1,224,790	2,282,638	1,787,180	894,568	903,960	6,191,213	5,370,436
Administrative surcharge	8,538	7,822	14,703	11,741	45,721	42,561	955	980	9,683	7,676	79,600	70,780
Service charges	(9,417)	(14,424)	(990)	(1,752)	99	(205)	64,862	5,330	9,553	3,729	64,106	(7,321)
Insurance premium earned	1,089,136	972,131	435,668	504,439	1,342,940	1,264,175	2,116,248	1,790,640	803,176	887,501	5,787,368	5,418,887
Insurance premium ceded to reinsurers	(999,124)	(865,532)	(313,442)	(402,613)	(71,376)	(61,453)	(59)	-	(595,905)	(680,912)	(1,979,906)	(2,010,510)
Net insurance premium	90,012	106,599	122,426	101,826	1,271,564	1,202,722	2,116,189	1,790,640	207,271	206,589	3,807,462	3,408,377
Commission income	215,040	197,382	104,130	106,343	11,129	11,343	9	-	114,551	136,403	444,859	451,472
<b>Net underwriting income</b>	305,052	303,982	226,556	208,170	1,282,693	1,214,065	2,116,198	1,790,640	321,822	342,992	4,252,321	3,859,849
Insurance claims	(461,826)	(672,658)	(267,318)	(98,406)	(581,915)	(631,205)	(1,980,788)	(1,618,688)	(366,057)	(245,849)	(3,657,904)	(3,266,806)
Insurance claims recovered from reinsurers	397,197	633,908	226,070	55,346	46,757	49,149	-	(13,842)	303,577	207,530	973,601	932,091
<b>Net claims</b>	(64,629)	(38,750)	(41,248)	(43,060)	(535,158)	(582,056)	(1,980,788)	(1,632,530)	(62,480)	(38,319)	(2,684,303)	(2,334,715)
Commission expense	(113,630)	(122,416)	(68,075)	(88,343)	(56,355)	(65,143)	(80,664)	(67,695)	(45,014)	(57,668)	(363,738)	(401,265)
Management expense	(45,608)	(55,501)	(62,031)	(53,016)	(691,775)	(668,980)	(52,782)	(36,828)	(105,022)	(107,562)	(957,218)	(921,887)
<b>Underwriting results</b>	81,185	87,314	55,202	23,751	(595)	(102,114)	1,964	53,588	109,306	139,443	247,062	201,981
Investment income											720,805	660,067
Rental income											26,653	7,014
Other income											380,470	177,082
Finance costs											(49,272)	(22,118)
Other expenses											(297,357)	(82,391)
<b>Profit before tax from Window Takaful Operations - OPF</b>											1,028,361	941,635
<b>Profit before tax</b>											158,383	131,387
											1,186,744	1,073,022

# NOTES TO AND FORMING PART OF THE CONSOLIDATED FINANCIAL STATEMENTS

## FOR THE YEAR ENDED 31 DECEMBER 2025

### 39.2 Segment Assets and Liabilities

	Fire and property damage		Marine, aviation and transport		Motor		Accident and health		Miscellaneous		Total	
	2025	2024	2025	2024	2025	2024	2025	2024	2025	2024	2025	2024
	Rupees in thousand											
Corporate Segment assets - Conventional	988,580	832,681	296,048	197,067	943,368	776,760	1,263,400	1,036,445	535,069	487,106	4,026,465	3,330,059
Corporate Segment assets - Takatui OPF	46,494	46,932	20,017	20,870	92,360	72,898	46,597	37,544	14,540	9,543	220,008	187,787
Corporate Segment assets - Takatui PTF	162,765	125,502	75,303	62,306	278,659	222,371	281,850	224,765	150,776	38,634	949,333	673,578
Corporate unallocated assets - Conventional	209,259	172,434	95,320	83,176	371,019	285,269	328,427	262,309	165,316	48,177	1,169,341	861,365
Corporate unallocated assets - Takatui OPF											5,888,480	4,592,731
Corporate unallocated assets - Takatui PTF											443,427	380,342
											406,600	642,179
											850,027	1,022,521
Consolidated total assets											11,934,313	9,806,676
Corporate Segment liabilities - Conventional	1,099,440	925,815	304,880	223,631	1,172,889	1,191,552	1,635,410	1,464,788	824,231	660,678	5,036,850	4,466,464
Corporate Segment liabilities - Takatui OPF	43,234	39,065	7,740	8,056	121,191	84,318	33,412	65,856	44,785	8,555	250,362	205,850
Corporate Segment liabilities - Takatui PTF	142,541	104,195	92,490	74,201	334,214	320,276	388,626	407,855	93,458	39,092	1,051,329	945,619
Corporate unallocated liabilities - Conventional	185,775	143,260	100,230	82,257	455,405	404,594	422,038	473,711	138,243	47,647	1,301,691	1,151,469
Corporate unallocated liabilities - Takatui OPF											896,978	592,338
Corporate unallocated liabilities & Balance of WTO - PTF											40,184	38,777
											304,604	370,138
											344,788	408,915
Consolidated total liabilities											7,580,307	6,619,186

## NOTES TO AND FORMING PART OF THE CONSOLIDATED FINANCIAL STATEMENTS FOR THE YEAR ENDED 31 DECEMBER 2025

40	MOVEMENT IN INVESTMENTS	Held to maturity	Available- for -sale	Fair value through P&L	Loans and receivables	Total
Rupees in thousand						
	<b>At beginning of previous year</b>	2,774,068	680,084	262,786	-	3,716,938
	Additions	284,128	1,339,007	1,981,042	-	3,604,177
	Disposals (sale and redemptions)	(1,190,000)	(780,405)	(1,878,203)	-	(3,848,608)
	Fair value net gain (excluding net realised gains)	-	247,216	11,167	-	258,383
	<b>At beginning of current year</b>	<b>1,868,196</b>	<b>1,485,902</b>	<b>376,792</b>	<b>-</b>	<b>3,730,890</b>
	Additions	18,619	2,174,546	4,603,013	-	6,796,178
	Disposals (sale and redemptions)	(987,848)	(2,135,169)	(3,235,633)	-	(6,358,650)
	Fair value net gain (excluding net realised gains)	-	(169,611)	7,218	-	(162,393)
	<b>At end of current year</b>	<b>898,967</b>	<b>1,355,668</b>	<b>1,751,390</b>	<b>-</b>	<b>4,006,025</b>

### 41 MANAGEMENT OF FINANCIAL AND INSURANCE RISK

#### 41.1 Financial risk

The Company's activities exposes it to a variety of financial risks: credit risk, liquidity risk and market risk (including interest / mark-up rate risk and price risk). The Company's overall risk management program focuses on the unpredictability of financial markets and seeks to minimize potential adverse effects on the financial performance. The Company consistently manages its exposure to financial risk without any material change from previous year in the manner described in notes below.

The Board of Directors has overall responsibility for the establishment and oversight of Company's risk management framework. The Board is also responsible for developing the Company's risk management policies.

#### i) Credit risk

Credit risk is the risk that arises with the possibility that one party to a financial instrument will fail to discharge its obligation and cause the other party to incur a financial loss. The Company attempts to control credit risk by monitoring credit exposures by undertaking transactions with a large number of counterparties in various industries and by continually assessing the credit worthiness of counterparties.

Concentration of credit risk occurs when a number of counterparties have a similar type of business activities. As a result, any change in economic, political or other conditions would effect their ability to meet contractual obligations in similar manner. The management monitors and limits the Company's exposure to credit risk through monitoring of client's exposure and maintaining conservative estimates of provisions for doubtful assets, if required. The management believes it is not exposed to significant concentration of credit risk as its financial assets are adequately diversified in entities of sound financial standing, covering various industrial sectors.

## NOTES TO AND FORMING PART OF THE CONSOLIDATED FINANCIAL STATEMENTS FOR THE YEAR ENDED 31 DECEMBER 2025

The carrying amount of financial assets represents the maximum credit exposure, as specified below:

	2025	2024
	Rupees in thousand	
Bank deposits	821,276	427,821
Investments	4,006,025	3,730,890
Salvage recoveries accrued	2,393	2,633
Advances to employees	197	145
Amounts due from insurance contract holders	1,589,915	1,524,957
Amounts due from other insurers / reinsurers	137,846	57,499
Accrued investment income	14,053	45,540
Reinsurance recoveries against outstanding claims	709,882	580,698
Staff house building finance	9,368	3,025
Sundry receivables	416,081	265,183
	<b>7,707,036</b>	<b>6,638,391</b>

The Company does not hold any collateral against the above balances except for staff house building finance. Provision against receivable is written off when the Company expects that it cannot recover the balance due. Except as already provided for in these consolidated financial statements, past due balances were not impaired as they relate to a number of policy holders and other insurers / reinsurers for whom there is no recent history of default. The age analysis of gross receivables is as follows:

	Amount due from insurance contract holders	Amount due from other insurers / reinsurers	Reinsurance recoveries against outstanding claims	Sundry receivables	2025 Aggregate	2024 Aggregate
	Rupees in thousand					
Up to 1 year	1,477,702	135,727	364,841	415,879	2,394,149	2,181,660
1-2 years	111,557	2,120	-	-	113,677	177,107
2-3 years	9,248	542	-	-	9,790	55,755
Over 3 years	52	4,986	-	-	5,038	34,070
	<b>1,598,559</b>	<b>143,375</b>	<b>364,841</b>	<b>415,879</b>	<b>2,522,654</b>	<b>2,448,592</b>

## NOTES TO AND FORMING PART OF THE CONSOLIDATED FINANCIAL STATEMENTS FOR THE YEAR ENDED 31 DECEMBER 2025

a) The credit quality of Company's bank balances can be assessed with reference to external credit ratings as follows:

Rating Financial institution	Rating		Rating agency	2025	2024
	Long term	Short term		Rupees in thousand	
Askari Bank Limited	AA+	A1+	PACRA	705,493	351,137
Bank Makramah Limited (Formerly:Summit Bank Limited)	Un Rated	Un Rated	VIS	2	207
Habib Bank Limited	AAA	A1+	VIS	1,189	1,597
Faysal Bank Limited	AA	A1+	PACRA	20,864	18,570
Bank Al Falah Limited	AAA	A1+	PACRA	252	173
Bank Al-Habib Limited	AAA	A1+	PACRA	8,621	1,353
Meezan Bank Limited	AAA	A1+	VIS	515	2,802
The Bank Of Punjab	AA+	A1+	PACRA	12,533	8,263
NRSP Microfinance Bank	A-	A2	PACRA	43	43
JS Bank Limited	AA	A1+	PACRA	4,606	1,725
Bank Of Khyber	A+	A1	PACRA	6,668	9,486
Punjab Provincial Cooperative Bank	Exempted	Exempted	Not applicable	242	1,149
Zarai Taraqiyati Bank	AAA	A1+	VIS	32,888	14,265
Allied Bank Limited	AAA	A1+	PACRA	6,406	2,544
Finca Microfinance Bank	BBB+	A3	PACRA	10,169	598
U Microfinance Bank	A+	A1	VIS	1,810	1,637
MCB Bank Limited	AAA	A1+	PACRA	6,391	12,236
United Bank Limited	AAA	A1+	VIS	34	34
Bank of Azad Jammu & Kashmir	Un Rated	Un Rated		2	2
Mobilink Microfinance Bank	A	A1	PACRA	10	-
				<b>818,738</b>	<b>427,821</b>

b) The credit quality of amounts due from other insurers / reinsurers and reinsurance recoveries against outstanding claims can be assessed with reference to external credit rating as follows:

Rating	2025		2024	
	Amount due from other insurers / reinsurers	Reinsurance recoveries against outstanding claims	Aggregate	Aggregate
	Rupees in thousand			
	143,375	709,882	853,257	643,334
A or above	143,375	709,882	853,257	643,334

c) The Company has diversified portfolio of investment to mitigate the risk. The credit risk exposure relates to investment in debt securities as mentioned in note 10 to the unconsolidated financial statements. The Company has also maintained a provision against certain certificates of investments as disclosed in note 10 to the unconsolidated financial statements.

### ii) Liquidity risk

Liquidity risk is the risk that the Company will not be able to meet its financial obligations when they fall due. Prudent liquidity risk management implies maintaining sufficient cash and marketable securities. Liquidity requirements are monitored by management to ensure that adequate funds are available to meet any obligations as they arise. To guard against risk, the Company has diversified funding sources and assets are managed with liquidity in mind, maintaining a healthy balance of cash and cash equivalents and readily marketable securities.

## NOTES TO AND FORMING PART OF THE CONSOLIDATED FINANCIAL STATEMENTS FOR THE YEAR ENDED 31 DECEMBER 2025

The table below summarises the maturity profile of the Company's financial liabilities. The contractual maturities of these liabilities at the year end have been determined on the basis of the remaining period at the balance sheet date to the contractual maturity date. Financial liabilities not having a contractual maturity are assumed to mature on the expected date on which these liabilities will be settled.

	2025			
	Carrying amount	Contractual cash flows	Up to one year	More than one year
	Rupees in thousand			
Provision for outstanding claims (including IBNR)	1,462,891	1,462,891	1,462,891	-
Amounts due to other insurers / reinsurers	429,614	429,614	429,614	-
Other creditors and accruals	297,095	297,095	297,095	-
Unclaimed dividend	20,045	20,045	20,045	-
Deposits and other payables	139,205	139,205	139,205	-
Lease liabilities	398,747	398,747	76,182	322,565
Other liabilities	89,225	89,225	89,225	-
Total liabilities of Window Takaful Operations - OPF	252,406	252,406	252,406	-
	3,089,228	3,089,228	2,766,663	322,565

	2024			
	Carrying amount	Contractual cash flows	Up to one year	More than one year
	Rupees in thousand			
Provision for outstanding claims (including IBNR)	1,253,366	1,253,366	1,253,366	-
Amounts due to other insurers / reinsurers	737,469	737,469	737,469	-
Other creditors and accruals	205,476	205,476	205,476	-
Unclaimed dividend	17,074	17,074	17,074	-
Deposits and other payables	73,893	73,893	73,893	-
Lease liabilities	162,131	162,131	54,310	107,821
Other liabilities	66,622	66,622	66,622	-
Total liabilities of Window Takaful Operations - OPF	219,112	219,112	219,112	-
	2,735,143	2,735,143	2,627,322	107,821

### iii) Market risk

a) Market risk is the risk that the fair value or future cash flows of a financial instrument will fluctuate as a result of change in market variable such as interest / mark up rate, foreign exchange rate and equity prices. The objective is to manage and control market risk exposures within acceptable parameters, while optimizing the return. The market risks associated with the Company's business activities are interest / mark up rate risk and price risk.

#### Interest / mark up rate risk

Interest / mark-up rate risk is the risk that the fair value or future cash flows of financial instruments will fluctuate due to changes in the market interest / mark up rates. The Company invests in securities and has deposits that are subject to interest / mark up rates risk. The Company limits interest / mark up rate risk by monitoring changes in interest / mark up rates in the currencies in which its cash and investments are denominated. The Company's financial liabilities are not exposed to interest / mark up rate risk. At the balance sheet date exposure to interest bearing financial assets is as follows:

## NOTES TO AND FORMING PART OF THE CONSOLIDATED FINANCIAL STATEMENTS FOR THE YEAR ENDED 31 DECEMBER 2025

	2025	2024	2025	2024
	Effective interest rate (%)		Carrying amounts	
			Rupees in thousand	
<b>Fixed rate financial assets</b>				
Investments	9.06% to 13.49%	9.06% to 13.49%	511,829	1,303,349
<b>Variable rate financial assets</b>				
Deposit accounts	3.6% to 13.5%	4.5% to 20.65%	748,251	382,745
Investments	22.77% to 22.79%	22.62% to 22.97%	597,162	774,870
			<b>1,857,242</b>	<b>2,460,964</b>

**b) Foreign currency risk**

Foreign currency risk is the risk that fair value or future cash flows of financial instruments will fluctuate because of changes in foreign exchange rates. The Company, at present, is not materially exposed to currency risk as majority of the transactions are carried out in Pak Rupees.

**c) Price risk**

Price risk is the risk that the fair value or future cash flows of a financial instrument will fluctuate because of changes in market prices (other than those arising from interest rate risk or foreign currency risk), whether those changes are caused by factors specific to the individual financial instrument or its issuer, or factors affecting all similar financial instruments traded in the market.

The Company's listed securities are susceptible to market price risk arising from uncertainties about the future value of investment securities. The Company limits market risk by maintaining a diversified portfolio and by continuous monitoring of developments in equity market.

The following table summarises the Company's price risk as at December 31, 2025 and 2024. It shows the effects of an estimated increase of 10% in the market prices as on those dates. A decrease of 10% in the fair values of the listed securities would affect it in a similar and opposite manner.

	Fair value	Price change	Effect on fair value
	Rupees in thousand		Rupees in thousand
December 31, 2025	2,897,034	+10%	289,703
	2,897,034	-10%	(289,703)
December 31, 2024	1,652,671	+10%	165,267
	1,652,671	-10%	(165,267)

**iv) Fair value of financial instruments**

Fair value is the amount for which an asset could be exchanged, or a liability settled, between knowledgeable, willing parties in an arm's length transaction. The carrying values of all financial assets and financial liabilities approximate their fair values except for available for sale and held to maturity investments whose fair values are determined for disclosure purpose only and have been disclosed in their respective notes to these financial statements.

## NOTES TO AND FORMING PART OF THE CONSOLIDATED FINANCIAL STATEMENTS FOR THE YEAR ENDED 31 DECEMBER 2025

### Determination of fair values

Fair values have been determined for measurement / or disclosure purpose based on the following methods:

#### Investment in fair value through profit and loss account - held for trading

The fair value of held for trading investment is determined by reference to their closing repurchase price / price quoted on the stock exchange at the reporting date.

#### Available-for-sale investment

The fair value of available for sale investment is determined by reference to their closing repurchase price / price quoted on the stock exchange at the reporting date. They are being carried at fair value.

#### Held to maturity investment

Fair value for held to maturity investment is estimated as the present values of future cash flows, discounted at the market rate of interest at the reporting date. They are being carried at fair value.

#### Non-derivatives financial assets and liabilities

The fair value is estimated based on the present values of future cash flows, discounted at the market rate of interest at the reporting date. However, since these assets and liabilities are due to be settled within one year, their fair values approximate their carrying values.

### v) Capital management

The Company's objective when managing capital is to safeguard the Company's ability to continue as a going concern so that it can continue to provide returns for shareholders and benefits for other stakeholders; and to maintain a strong capital base to support the sustained development of its business.

The Company manages its capital structure by monitoring return on net assets and makes adjustments to it in the light of changes in economic conditions.

In accordance with the requirements of the Insurance Rules, 2017 issued by the SECP, minimum paid-up capital requirement to be complied with by insurance/ takaful companies as at December 31, 2017 and for subsequent years is Rs. 500 million. As at December 31, 2025, the Company's paid-up capital is in excess of the prescribed limit.

### 41.2 Insurance risk

The risk under any one insurance contract is the possibility that the insured event occurs and the uncertainty of the amount of the resulting claim. By the very nature of an insurance contract, this risk is random and therefore unpredictable. The principal risk that the Company faces under its insurance contracts is that the actual claims exceed the carrying amount of the insurance liabilities. This could occur because the frequency or severity of claims is greater than estimated. Insurance events are random, and the actual number and amount of claims will vary from year to year from the level established.

Based on past experience, management is of the view that the larger the portfolio of similar insurance contracts, the smaller the relative variability about the expected outcome is. In addition, a more diversified portfolio is less likely to be affected by a change in any subset of the portfolio. The Company has developed its insurance underwriting strategy to diversify the type of insurance risks accepted and within each of these categories to achieve a sufficiently large population of risks to reduce the variability of the expected outcome.

Factors that aggravate insurance risk include lack of risk diversification in terms of type and amount of risk, geographical location and type of industry covered.

## NOTES TO AND FORMING PART OF THE CONSOLIDATED FINANCIAL STATEMENTS FOR THE YEAR ENDED 31 DECEMBER 2025

### (a) Frequency and severity of claims

Political, environmental, economical and climatic changes give rise to more frequent and severe extreme events (for example, fire, theft, steal, riot and strike, explosion, earthquake, atmospheric damage, hurricanes, typhoons, river flooding, electric fluctuation, terrorism, war risk, damages occurring in inland transit, burglary, loss of cash in safe and cash in transit, travel and personal accident, money losses, engineering losses and other events) and their consequences (for example subsidence claims). For certain contracts, the Company has also limited the number of claims that can be paid in any policy year or introduced a maximum amount payable for claims in any policy year.

Insurance contracts which are divided into direct and facultative arrangements are further subdivided into five segments: fire, marine, motor, accident and health and miscellaneous. The insurance risk arising from these contracts is concentrated in the territories in which the Company operates, and there is a balance between commercial and personal properties / assets in the overall portfolio of insured properties / assets. The Company underwrites insurance contract in Pakistan.

The Company manages these risks through its underwriting strategy, adequate reinsurance arrangements and proactive claims handling.

The underwriting strategy attempts to ensure that the underwritten risks are well diversified in terms of type and amount of risk, industry and geography. The Company has the right to re-price the risk on renewal. It also has the ability to impose deductibles and reject fraudulent claims. Insurance contracts also entitle the Company to pursue third parties for payment of some or all costs (for example, subrogation). The claim payments are limited to the extent of sum insured on occurrence of the insured event.

The Company has entered into reinsurance cover / arrangements with local and foreign reinsurers having good credit rating by reputable rating agencies, to reduce its exposure to risks and resulting claims. Keeping in view the maximum exposure in respect of key zone aggregates, a number of proportional and non-proportional facultative reinsurance arrangements are in place to protect the net account in case of a major catastrophe. The effect of such reinsurance arrangements is that the Company recovers the share of claims from reinsurers thereby reducing its exposure to risk. Apart from the adequate event limit which is a multiple of the treaty capacity or the primary recovery from the proportional reinsurance arrangements, any loss over and above the said limit would be recovered under non-proportional treaty which is very much in line with the risk management philosophy of the Company. In compliance of the regulatory requirement, the reinsurance agreements are duly submitted with Securities and Exchange Commission of Pakistan on an annual basis.

The Company has claims department dealing with the mitigation of risks surrounding claims incurred whether reported or not. This department investigates and settles all claims based on surveyor's report / assessment. The unsettled claims are reviewed individually on a periodic basis and adjusted to reflect the latest information on the underlying facts, contractual terms and conditions, and other factors. The Company actively manages and pursues early settlements of claims to reduce its exposure to unpredictable developments.

### (b) Sources of uncertainty in the estimation of future claim payments

Claims reported and otherwise are analyzed separately. The development of large losses / catastrophes is analyzed separately. The shorter settlement year for claims allows the Company to achieve a higher degree of certainty about the estimated cost of claims including IBNR. However, the longer time needed to assess the emergence of a subsidence claim makes the estimation process more uncertain for these claims.

The estimated cost of claims includes direct expenses to be incurred in settling claims, net of the expected subrogation value, reinsurance and other recoveries. The Company takes all reasonable steps to ensure that it has appropriate information regarding its claims exposures. However, given the uncertainty in establishing claims provisions, it is likely that the final outcome may be different from the original liability established. The liability comprises amount in relations to unpaid reported claims, claims incurred but not reported (IBNR), expected claims settlement costs and a provision for unexpired risks at the end of the reporting year.

Liability in respect of outstanding claims is based on the best estimate of the claims intimated or assessed. In calculating the estimated cost of unpaid claims (both reported and not), the Company estimation techniques are a combination of loss-ratio-based estimates (where the loss ratio is defined as the ratio between the ultimate cost of insurance claims and insurance premiums earned in a prior financial years in relation to such claims) and an estimate based upon actual claims experience using predetermined basis where greater weight is given to actual claims experience as time passes.

In estimating the liability for the cost of reported claims not yet paid, the Company considers any information available from surveyor's assessment and information on the cost of settling claims with similar characteristics in previous years. Claims are assessed on a case-by-case basis separately.

## NOTES TO AND FORMING PART OF THE CONSOLIDATED FINANCIAL STATEMENTS FOR THE YEAR ENDED 31 DECEMBER 2025

Particulars	Total amount	Age-wise Breakup				
		1 to 6 months	7 to 12 months	13 to 24 months	25 to 36 months	Beyond 36 months
Rupees in thousand						
Claims not encashed	133,115	118,173	5,575	4,813	4,554	-

(c) **Key assumptions**

The principal assumption underlying the liability estimation of IBNR and Premium Deficiency Reserves is that the Company's future claim development will follow similar historical pattern for occurrence and reporting. The management uses qualitative judgement to assess the extent to which past occurrence and reporting pattern will not apply in future. The judgement includes external factors e.g. treatment of one-off occurrence claims, changes in market factors, economic conditions, etc.

(d) **Changes in assumptions**

The Company did not change its assumptions for the insurance contracts as disclosed in above (b) and (c).

(e) **Sensitivity analysis**

The risks associated with the insurance contracts are complex and subject to number of variables which complicate quantitative sensitivity analysis. The Company makes various assumptions and techniques based on past claims development experience. This includes indications such as average claims cost, ultimate claim numbers and expected loss ratios. The Company considers that the liability for insurance claims recognized in the balance sheet is adequate. However, actual experience will differ from the expected outcome.

As the Company enters into short term insurance contracts, it does not assume any significant impact of changes in market conditions on unexpired risks. However, some results of sensitivity testing are set out below, showing the impact on profit before tax net of reinsurance.

	Profit before tax		Shareholders' equity	
	2025	2024	2025	2024
Rupees in thousand				
<b>10% increase in loss</b>				
Fire and property damage	(3,635)	(3,356)	(2,217)	(2,047)
Marine aviation and transport	(4,337)	(3,207)	(2,645)	(1,957)
Motor	(21,709)	(22,751)	(13,242)	(13,878)
Health	(39,247)	(33,601)	(23,941)	(20,496)
Miscellaneous	(6,374)	(4,352)	(3,888)	(2,655)
	(75,302)	(67,267)	(45,933)	(41,033)

A 10% decrease would have had equal but opposite effect on the profit and loss account and shareholders' equity.

**Cash flow sensitivity analysis for variable rate instruments**

The following table demonstrates the sensitivity to a reasonably possible change in interest rates, with all other variables held constant, to the Company's profit before tax and equity based upon closing balances and rates:

## NOTES TO AND FORMING PART OF THE CONSOLIDATED FINANCIAL STATEMENTS FOR THE YEAR ENDED 31 DECEMBER 2025

	Increase / (decrease) in basis points	Effect on profit before tax	Effect on equity
			Rupees in thousand
December 31, 2025	100	9,176	5,597
	(100)	(9,176)	(5,597)
December 31, 2024	100	5,433	3,640
	(100)	(5,433)	(3,640)

(f) **Concentration of insurance risk**

A concentration of risk may also arise from a single insurance contract issued to a particular type of policyholder, within a geographical location or to types of commercial business. The Company minimizes its exposure to significant losses by obtaining reinsurance from a number of reinsurers, who are dispersed over several geographical regions.

To optimize benefits from the principle of average and law of large numbers, geographical spread of risk is of extreme importance. There are a number of parameters which are significant in assessing the accumulation of risks with reference to the geographical location, the most important of which is risk survey. The concentration of risk by type of contracts is summarized below by reference to liabilities.

	Gross sum insured	Reinsurance	Net
			Rupees in thousand
<b>2025</b>			
Fire and property	1,429,057,653	1,213,990,495	215,067,158
Marine, aviation and transport	1,017,178,646	815,852,222	201,326,424
Motor	125,182,153	3,492,765	121,689,388
Miscellaneous	397,425,256	257,781,474	139,643,782
	2,968,843,708	2,291,116,956	677,726,752
<b>2024</b>			
Fire and property	904,415,810	784,726,757	119,689,053
Marine, aviation and transport	820,118,348	627,281,510	192,836,838
Motor	100,033,321	4,812,124	95,221,197
Miscellaneous	325,173,086	169,591,510	155,581,576
	2,149,740,565	1,586,411,901	563,328,665

The Company's class wise major risk exposure is as follows:

	Maximum Gross Risk Exposure	
	2025	2024
	Rupees in thousand	
Fire and property	242,000,000	90,907,420
Marine, aviation and transport	49,000,000	25,730,000
Motor	28,299,889	2,869,377
Liability	2,520,000	2,700,000
Miscellaneous	30,230,000	25,730,000

# NOTES TO AND FORMING PART OF THE CONSOLIDATED FINANCIAL STATEMENTS

## FOR THE YEAR ENDED 31 DECEMBER 2025

2025								
Effective rate % per annum	Interest / mark-up bearing financial instruments			Non-interest / mark-up bearing financial instruments			Total	
	Maturity up to one year	Maturity after one year	Sub total	Maturity up to one year	Maturity after one year	Sub total		
Rupees in thousand								
<b>Financial assets</b>								
<b>Investments</b>								
Equity securities	-	-	-	2,897,034	-	2,897,034	2,897,034	
Debt securities	-	1,108,991	1,108,991	-	-	-	1,108,991	
Loans and other receivables	657	8,711	9,368	420,277	-	420,277	429,645	
Insurance / reinsurance receivables	-	-	-	1,727,761	-	1,727,761	1,727,761	
Reinsurance recoveries against outstanding claims	-	-	-	709,882	-	709,882	709,882	
Salvage recoveries accrued	-	-	-	2,393	-	2,393	2,393	
Cash and bank	7% to 20.5%	748,251	748,251	78,556	-	78,556	826,807	
Total assets of Window Takaful Operations - Operator's Fund	-	-	-	247,852	-	247,852	247,852	
		748,908	1,117,702	1,866,610	6,083,755	-	6,083,755	7,950,365
<b>Financial liabilities</b>								
Outstanding claims including IBNR	-	-	-	(1,462,891)	-	(1,462,891)	(1,462,891)	
Insurance / reinsurance payables	-	-	-	(429,614)	-	(429,614)	(429,614)	
Other creditors and accruals	-	-	-	(345,559)	-	(345,559)	(345,559)	
Deposits and other payables	-	-	-	(139,205)	-	(139,205)	(139,205)	
Liabilities against assets - secured	76,182	322,565	398,747	-	-	-	398,747	
Unclaimed dividends	-	-	-	(20,045)	-	-	-	
Total liabilities of Window Takaful Operations - Operator's Fund	-	-	-	(252,406)	-	(252,406)	(252,406)	
		76,182	322,565	398,747	(2,649,720)	-	(2,629,675)	(2,230,928)
Interest risk sensitivity gap		825,090	1,440,267	2,265,357	3,434,035	-	3,454,080	5,719,437
Cumulative interest risk sensitivity gap		825,090	2,265,357					

## NOTES TO AND FORMING PART OF THE CONSOLIDATED FINANCIAL STATEMENTS FOR THE YEAR ENDED 31 DECEMBER 2025

2024							
Effective rate % per annum	Interest / mark-up bearing financial instruments			Non-interest / mark-up bearing financial instruments			Total
	Maturity up to one year	Maturity after one year	Sub total	Maturity up to one year	Maturity after one year	Sub total	
Rupees in thousand							
<b>Financial assets</b>							
<b>Investments</b>							
Equity securities	-	-	-	1,652,671	-	1,652,671	1,652,671
Debt securities	9.04% to 13.49%	775,035	1,303,184	2,078,219	-	-	2,078,219
Loans and other receivables	22.62% to 22.97%	105	2,920	3,025	306,330	-	309,355
Insurance / reinsurance receivables	-	-	-	1,582,456	-	1,582,456	1,582,456
Reinsurance recoveries against outstanding claims	-	-	-	580,698	-	580,698	580,698
Salvage recoveries accrued	-	-	-	2,633	-	2,633	2,633
Cash and bank	4.5% to 20.65%	380,233	-	380,233	50,431	-	430,664
Total assets of Window Takaful							
Operations - Operator's Fund		327,323	-	327,323	198,502	-	525,825
		1,482,696	1,306,104	2,788,800	4,373,721	-	4,373,721
							7,162,521
<b>Financial liabilities</b>							
Outstanding claims including IBNR	-	-	-	(1,253,366)	-	(1,253,366)	(1,253,366)
Insurance / reinsurance payables	-	-	-	(737,469)	-	(737,469)	(737,469)
Other creditors and accruals	-	-	-	(214,337)	-	(214,337)	(214,337)
Deposits and other payables	-	-	-	(73,893)	-	(73,893)	(73,893)
Liabilities against assets - secured		46,992	107,821	154,813	-	-	154,813
Unclaimed dividends	-	-	-	(17,074)	-	(17,074)	(17,074)
Total liabilities of Window Takaful							
Operations - Operator's Fund		327,323	-	327,323	(139,902)	-	187,421
		374,315	107,821	482,136	(2,436,041)	-	(1,953,905)
Interest risk sensitivity gap		1,857,011	1,413,925	3,270,936	1,937,680	-	5,208,616
Cumulative interest risk sensitivity gap		1,857,011	3,270,936				

## NOTES TO AND FORMING PART OF THE CONSOLIDATED FINANCIAL STATEMENTS FOR THE YEAR ENDED 31 DECEMBER 2025

42	STATEMENT OF SOLVENCY	2025
		Rupees in thousand
	<b>Assets</b>	
	Property and equipment	617,519
	Intangible assets	3,868
	Investment property	582,189
	Investment in subsidiary	-
	Investments	
	- Equity securities	2,897,034
	- Debt securities	1,108,991
	Loans and other receivables	439,699
	Insurance / Reinsurance receivables - unsecured, considered good	1,727,761
	Reinsurance recoveries against outstanding claims	709,882
	Salvage recoveries accrued	2,393
	Deferred commission expense / Acquisition cost	166,692
	Prepayments	824,955
	Cash and bank	826,807
	<b>Total assets from Window Takaful Operations - OPF</b>	<b>-</b>
	- Operator's Fund and Participants' Takaful Fund	2,019,368
	<b>Total Assets (A)</b>	<b>11,927,158</b>
	<b>In-admissible assets as per following clauses of section 32(2) of the Insurance Ordinance, 2000</b>	
(d)	loans to employees	9,565
(g)	receivable from related parties	119,086
(g)	investment in subsidiary	-
(h)	insurance / reinsurance receivables for more than three months	871,207
(i)	intangible assets	3,868
(j)	security deposit receivable	44,482
(k)	security deposits	139,205
(k)	assets subject to encumbrances	330,000
(l)	vehicles	183,647
(U)-(i)	office equipment	132,914
(U)-(ii)	office equipment (window takaful operator's fund)	3,201
(U)-(ii)	fixtures and fittings	16,339
(U)-(iii)	fixtures and fittings (window takaful operator's fund)	490
32(5)	Right of use assets - Rental properties	250,858
	<b>Total of In-admissible assets (B)</b>	<b>2,104,862</b>
	<b>Total Admissible Assets (C=A-B)</b>	<b>9,822,296</b>

## NOTES TO AND FORMING PART OF THE CONSOLIDATED FINANCIAL STATEMENTS FOR THE YEAR ENDED 31 DECEMBER 2025

Total Liabilities	2025
	Rupees in thousand
<b>Underwriting Provisions</b>	
- Outstanding claims including IBNR	1,462,891
- Unearned premium reserves	2,624,926
- Unearned reinsurance commission	146,214
Retirement benefit obligations	16,201
Staff compensated absences	63,448
Deferred taxation	37,775
Lease liabilities	398,747
Taxation - provision less payment	42,758
Premium received in advance	30,142
Insurance / Reinsurance Payables	429,614
Unclaimed dividend	20,045
Other Creditors and Accruals	521,824
Deposits and other payables	139,205
<b>Total Liabilities</b>	<b>5,933,790</b>
<b>Total liabilities from Window Takaful Operations - OPF</b>	<b>-</b>
- Operator's Fund and Participants' Takaful Fund	1,646,479
<b>Total Liabilities (D)</b>	<b>7,580,269</b>
<b>Total Net Admissible Assets (E=C-D)</b>	<b>2,242,027</b>
<b>Minimum solvency requirement (higher of following)</b>	<b>761,492</b>
Method A - U/s 36(3)(a)	150,000
Method B - U/s 36(3)(b)	761,492
Method C - U/s 36(3)(c)	515,143
<b>Excess in Net Admissible Assets over Minimum Requirements</b>	<b>1,480,535</b>

43

The investments out of provident fund have been made in accordance with the provisions of Section 218 of the Companies Act, 2017 and the conditions specified thereunder.

	2025	2024
	Rupees in thousand	
<b>44 WINDOW TAKAFUL OPERATIONS - OPF</b>		
<b>Assets</b>		
<b>Operator's Fund</b>		
Cash and bank deposits	65,026	31,419
Investments	366,755	327,323
Current assets - others	227,963	204,374
Fixed assets	3,691	5,013

## NOTES TO AND FORMING PART OF THE CONSOLIDATED FINANCIAL STATEMENTS FOR THE YEAR ENDED 31 DECEMBER 2025

	2025	2024
	Rupees in thousand	
<b>Participants' Takaful Fund</b>		
Cash and bank deposits	86,693	269,112
Investments	317,142	368,759
Current assets - others	952,098	677,886
<b>Total assets</b>	<b>2,019,368</b>	<b>1,883,886</b>
<b>Liabilities</b>		
<b>Operator's Fund</b>		
Total liabilities	290,546	244,627
<b>Participants' Takaful Fund</b>		
Total liabilities	1,279,691	1,138,135
Fund attributable to Takaful Participants	76,242	177,622
	<b>1,646,479</b>	<b>1,560,384</b>
	Operator's Fund	
	2025	2024
	Rupees in thousand	
<b>Profit before tax for the period - Operator's Fund</b>	<b>158,383</b>	<b>135,837</b>

Details of total assets, total liabilities and segment disclosure of window takaful operations are stated in the annexed financial statements.

#### 45 CORRESPONDING FIGURES

Corresponding figures have been rearranged and reclassified, wherever considered necessary, for the purposes of comparison and to reflect the substance of the transactions. Following adjustments in corresponding figures have been made for better presentation.

From	To	Note	Rupees in thousand
Management expenses	Other income	30	87,533
	Other expenses	31	(71,003)
			16,530

## NOTES TO AND FORMING PART OF THE CONSOLIDATED FINANCIAL STATEMENTS FOR THE YEAR ENDED 31 DECEMBER 2025

---

### 46 NON ADJUSTING EVENT AFTER BALANCE SHEET DATE

The Board of Directors of the Company in the meeting held on 16 March 2026 have proposed a final cash dividend of Rupees 2.5 per share.

### 47 DATE OF AUTHORISATION FOR ISSUE

These unconsolidated financial statements have been authorized for issue by the Board of Directors of the Company on 16 March 2026.

### 48 GENERAL

#### Number of employees

Total number of employees at the end of the year were 441 (2024: 435). Average number of employees during the year were 438 (2024: 432).



Suleman Khalid  
Chief Financial Officer



Abdul Waheed  
President & Chief Executive



Malik Riffat Mahmood  
Director



Maj Gen Muhammad Ahmed Malik (Retd)  
Director



Maj Gen Syed Anis Akbar (Retd)  
Chairman

# WINDOW TAKAFUL OPERATIONS

## **FINANCIAL STATEMENTS**

FOR THE YEAR ENDED 31 DECEMBER 2025

### **CONTENTS**

Shariah Compliance Auditors' Report	222
Shariah Advisor's Report	224
Auditors' Report to the Members on Window Takaful Operations	225
Statement of Financial Position	228
Statement of Comprehensive Income	230
Cash Flow Statement	231
Statement of Changes in Equity	233
Notes to and Forming Part of The Financial Statements	234



Islamabad Office  
Suite No. 361-C, St. 33, F-11/2,  
Islamabad, Pakistan.  
Phone: +92-51-2211577-8  
E-mail: info.islamabad@smsco.pk  
URL: www.smsco.pk

## INDEPENDENT REASONABLE ASSURANCE REPORT

### TO THE BOARD OF DIRECTORS OF ASKARI GENERAL INSURANCE COMPANY LIMITED ON THE MANAGEMENT'S STATEMENT OF COMPLACENCE WITH THE SHARIAH PRINCIPLES

We were engaged by the Board of Directors (the Board) of Window Takaful Operations of Askari General Insurance Company Limited (the Company) to report on the management's assessment of compliance, as set out in the annexed Statement of Compliance (the Statement) prepared by the management for the year ended 31 December 2025, with the Takaful Rules, 2012, in the form of an independent reasonable assurance conclusion about whether the annexed statement presents fairly the status of compliance with the Takaful Rules, 2012, in all material respects.

#### APPLICABLE CRITERIA

The criteria against which the subject matter information for the Statement is assessed comprise of the provisions of the Takaful Rules, 2012 as issued by the Securities and Exchange Commission of Pakistan (SECP).

#### MANAGEMENT'S RESPONSIBILITY FOR THE SHARIAH COMPLIANCE

The management of the Company is responsible for designing, implementing and maintaining internal controls relevant to the preparation of the annexed statement that is free from material misstatement, whether due to fraud or error. It also includes ensuring the overall compliance of the Takaful Operations with the Takaful Rules, 2012, and other applicable laws and regulations.

The management of the Company is also responsible for preventing and detecting fraud and for identifying and ensuring that the Takaful Operations comply with laws and regulations applicable to its activities. They are also responsible for ensuring that the management, where appropriate, the Board of Directors, and personnel involved with the Takaful Operations, compliance with the Takaful Rules, 2012 are properly trained, systems are properly updated and that any changes in reporting encompass all significant business units.

The management of the Company is responsible for preparation of the statement that is free from material misstatement.

#### OUR INDEPENDENCE AND QUALITY CONTROL

We have complied with the independence and other ethical requirements of the Code of Ethics for Professional Accountants issued by the International Ethics Standards Board for Accountants and as adopted by the Institute of Chartered Accountants of Pakistan, which is founded on fundamental principles of integrity, objectivity, professional competence and due care, confidentiality and professional behavior.

The firm applies International Standard on Quality Management issued by IAASB "International Standard on Quality Management (ISQM) 2 Engagement Quality Reviews and ISA 220 (Revised), Quality Management for an audit of Financial Statements", and accordingly maintains a comprehensive system of quality control including documented policies and procedures regarding compliance with ethical requirements, professional standards and applicable legal and regulatory requirements.

#### OUR RESPONSIBILITIES

Our responsibility is to examine the annexed statement of compliance with the Shariah Principles and to report thereon in the form of an independent reasonable assurance conclusion based on the evidence obtained. We conducted our engagement in accordance with International Standard on Assurance Engagements (ISAE) 3000, "Assurance Engagements Other Than Audits or Reviews of Historical Financial Information" issued by the International Auditing and Assurance Standards Board. That standard requires that we plan and perform our procedures to obtain reasonable assurance about whether the annexed statement presents fairly the status of compliance of the Takaful Operations with the Takaful Rules, 2012, in all material respects.

1014, Uni Centre, 1.1. Chundrigar Road, Karachi, Pakistan.  
Phones : 021-3241-4057  
          : 021-3241-4163  
Fax : 021-3241-6288  
E-mail : sms@smsco.pk mfsandco@Cyber.net.pk  
URL : www.smsco.pk

The procedures selected depend on our judgment, including the assessment of the risks of material non-compliance with the Takaful Rules, 2012, whether due to fraud or error. In making those risk assessments, we have considered internal control relevant to the Takaful Operations compliance with the Takaful Rules, 2012, in order to design assurance procedures that are appropriate in the circumstances, but not for the purposes of expressing a conclusion as to the effectiveness of the Company's internal control over the Takaful Operations' compliance with the Takaful Rules, 2012. A reasonable assurance is less than an absolute assurance.

A system of internal control, because of its nature, may not prevent or detect all instances of non-compliance with Takaful Rules, 2012, and consequently cannot provide absolute assurance that the objective of compliance with Takaful Rules, 2012, will be met. Also, projection of any evaluation of effectiveness to future periods is subject to the risk that the controls may become inadequate or fail.

**The procedures performed included;**

- Evaluate the systems, procedures and practices in place with respect to the Takaful operations against the Takaful Rules, 2012 and Shariah Advisor's guidelines;
- Evaluating the governance arrangements including the reporting of events and status to those charged with relevant responsibilities, such as the Shariah Advisor and the Board of Directors;
- Test for a sample of transactions relating to Takaful operations to ensure that these are carried out in accordance with the laid down procedures and practices including the regulations relating to Takaful operations as laid down in Takaful Rules, 2012; and
- Review the statement of management's assessment of compliance of the Takaful transactions during the year ended December 31, 2025, with the Takaful Rules, 2012.

**CHARACTERISTICS AND LIMITATIONS OF THE STATEMENT**

a system of internal control, because of its nature, may not prevent or detect all instances of non-compliance with takaful Rules, 2012, and consequently cannot provide absolute assurance that the objective of compliance with Takaful Rules, 2012, will be met. Also, projection of any evaluation of effectiveness to future periods is subject to the risk that the controls may become inadequate or fail.

**CONCLUSION**

Our conclusion has been formed on the basis of, and is subject to, the matters outlined in this report. We believe that the evidence we have obtained is sufficient and appropriate to provide a basis for our conclusion.

In our opinion, the statement, for the year ended December 31, 2025, presents fairly the status of compliance of the Company with the Takaful Rules, 2012, in all material respects.

*S. M. Suhail & Co*

**S.M. Suhail & Co.**  
Chartered Accountants  
Karachi

Our Ref: SMS-A-013912026  
Date: February 20, 2026



Window Takaful Operations

Shariah Advisor's Report to the Board of Directors

**For the year ended 31st December 2025**

As shariah Advisor of Askari General Insurance Company Limited (Window Takaful Operations) I have carefully reviewed all the product documents Including PTF policies, Takaful PMDs, Co-Takaful agreement, Re-Takaful agreement, Surplus Distribution Mechanism, Investment Policy and Mechanism, etc. I confirm that overall transactions and activates of Window Takaful Operations performed during the year are in line with guidelines of Shariah Advisor as well as requirements of Takaful Rules 2012.

According to my information Shariah principals have been followed in every aspect of practical implementation of Askari General Insurance Company Limited (Window Takaful Operation).

A handwritten signature in black ink, consisting of stylized letters and flourishes.

Mufti Ehsan Waquar Ahmad  
Shariah Advisor  
Feb 14, 2025

## INDEPENDENT AUDITOR'S REPORT

To the members of Askari General Insurance Company Limited - Window Takaful Operations

### Report on the Audit of the Financial Statements

#### Opinion

We have audited the annexed financial statements of Askari General Company Limited – Window Takaful Operations (the Operator), which comprise the statement of financial position of Operators Fund (OPF) and Participant's Takaful Fund (PTF) as at December 31, 2025 and the statement of comprehensive income, the statement of changes in operator's fund and participant's takaful fund and the statement of cash flows for the year then ended, and notes to the financial statements, including a summary of material accounting policy and other explanatory information, and we state that we have obtained all the information and explanations which, to the best of our knowledge and belief, were necessary for the purposes of the audit.

In our opinion and to the best of our information and according to the explanations given to us, the statement of financial position of OPF and PTF, the statement of comprehensive income, the statement of changes in operator's fund and participant's takaful fund and the statement of cash flows together with the notes forming part thereof, conform with the accounting and reporting standards as applicable in Pakistan and give the information required by the Insurance Ordinance, 2000 and the Companies Act, 2017 (XIX of 2017), in the manner so required and respectively give a true and fair view of the state of the Operator's affairs as at December 31, 2025 and of the profit/surplus, total comprehensive income, the changes in Operator's fund and participant's takaful fund and its cash flows for the year then ended.

#### Basis for Opinion

We conducted our audit in accordance with International Standards on Auditing (ISAs) as applicable in Pakistan. Our responsibilities under those standards are further described in the Auditor's Responsibilities for the Audit of the Financial Statements section of our report. We are independent of the Operator in accordance with the International Ethics Standards Board for Accountants' Code of Ethics for Professional Accountants as adopted by the Institute of Chartered Accountants of Pakistan (the Code) and we have fulfilled our other ethical responsibilities in accordance with the Code. We believe that the audit evidence we have obtained is sufficient and appropriate to provide a basis for our opinion.

#### Information Other than the Financial Statements and Auditor's Report Thereon

Management is responsible for the other information. Other information comprises the information included in the annual report, but does not include the window takaful operations, unconsolidated and consolidated financial statements and our auditor's report thereon.

Our opinion on the financial statements does not cover the other information and we do not express any form of assurance conclusion thereon.

In connection with the audit of financial statements, our responsibility is to read the other information and, in doing so, consider whether the other information is materially inconsistent with the financial statements or our knowledge obtained in the audit or otherwise appears

## ◆ YOUSUF ADIL

to be materially misstated. If, based on the work we have performed, we conclude that there is a material misstatement of this other information, we are required to report that fact. We have nothing to report in this regard.

### **Responsibilities of Management and Board of Directors for the Financial Statements**

Management is responsible for the preparation and fair presentation of the financial statements in accordance with the accounting and reporting standards as applicable in Pakistan and the requirements of Insurance Ordinance, 2000 and the Companies Act, 2017 (XIX of 2017) and for such internal control as management determines is necessary to enable the preparation of financial statements that are free from material misstatement, whether due to fraud or error.

In preparing the financial statements, management is responsible for assessing the Operator's ability to continue as a going concern, disclosing, as applicable, matters related to going concern and using the going concern basis of accounting unless management either intends to liquidate the Operator or to cease operations, or has no realistic alternative but to do so.

Board of directors are responsible for overseeing the Operator's financial reporting process.

### **Auditor's Responsibilities for the Audit of the Financial Statements**

Our objectives are to obtain reasonable assurance about whether the financial statements as a whole are free from material misstatement, whether due to fraud or error, and to issue an auditor's report that includes our opinion. Reasonable assurance is a high level of assurance, but is not a guarantee that an audit conducted in accordance with ISAs as applicable in Pakistan will always detect a material misstatement when it exists. Misstatements can arise from fraud or error and are considered material if, individually or in the aggregate, they could reasonably be expected to influence the economic decisions of users taken on the basis of these financial statements.

As part of an audit in accordance with ISAs as applicable in Pakistan, we exercise professional judgment and maintain professional skepticism throughout the audit. We also:

- Identify and assess the risks of material misstatement of the financial statements, whether due to fraud or error, design and perform audit procedures responsive to those risks, and obtain audit evidence that is sufficient and appropriate to provide a basis for our opinion. The risk of not detecting a material misstatement resulting from fraud is higher than for one resulting from error, as fraud may involve collusion, forgery, intentional omissions, misrepresentations, or the override of internal control.
- Obtain an understanding of internal control relevant to the audit in order to design audit procedures that are appropriate in the circumstances, but not for the purpose of expressing an opinion on the effectiveness of the Operator's internal control.
- Evaluate the appropriateness of accounting policies used and the reasonableness of accounting estimates and related disclosures made by management.
- Conclude on the appropriateness of management's use of the going concern basis of accounting and, based on the audit evidence obtained, whether a material uncertainty exists related to events or conditions that may cast significant doubt on the Company's ability to continue as a going concern. If we conclude that a material uncertainty exists, we are required to draw attention in our auditor's report to the related disclosures in the financial statements or, if such disclosures are inadequate, to modify our opinion. Our conclusions are based on the audit evidence obtained up to the date of our auditor's report. However, future events or conditions may cause the Operator to cease to continue as a going concern.
- Evaluate the overall presentation, structure and content of the financial statements, including the disclosures, and whether the financial statements represent the underlying transactions and events in a manner that achieves fair presentation.

We communicate with the board of directors regarding, among other matters, the planned scope and timing of the audit and significant audit findings, including any significant deficiencies in internal control that we identify during our audit.

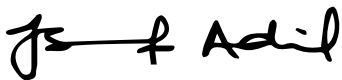
We also provide the board of directors with a statement that we have complied with relevant ethical requirements regarding independence, and to communicate with them all relationships and other matters that may reasonably be thought to bear on our independence, and where applicable, related safeguards.

#### Report on Other Legal and Regulatory Requirements

Based on our audit, we further report that in our opinion:

- a) proper books of account have been kept by the Operator as required by the Insurance Ordinance, 2000 and the Companies Act, 2017 (XIX of 2017);
- b) the statement of financial position, the statement of comprehensive income, the statement of changes in operator's fund and participant's takaful fund and the statement of cash flows together with the notes thereon have been drawn up in conformity with the Insurance Ordinance, 2000 and the Companies Act, 2017 (XIX of 2017) and are in agreement with the books of account and returns;
- c) investments made, expenditure incurred and guarantees extended during the year were for the purpose of the Operator's business; and
- d) No Zakat was deductible at source under the Zakat and Ushr Ordinance, 1980 (XVIII of 1980).

The engagement partner on the audit resulting in this independent auditor's report is Shahzad Ali.



Chartered Accountants  
Islamabad

Date: 03 April 2026

UDIN: AR202510134LqOkbJ5WI

## ASKARI GENERAL INSURANCE COMPANY LIMITED - WINDOW TAKAFUL OPERATIONS

**STATEMENT OF FINANCIAL POSITION**

AS AT 31 DECEMBER 2025

	Note	Operator's Fund		Participants' Takaful Fund	
		2025	2024	2025	2024
<b>ASSETS</b>		<b>Rupees in thousand</b>			
Property and equipment	5	3,691	5,013	-	-
<b>Investments</b>					
- Equity securities	6	361,755	322,323	312,142	363,759
- Debt securities	7	5,000	5,000	5,000	5,000
Loans and Other Receivables	8	6,436	16,222	2,445	3,585
Takaful/Retakaful receivable	9	-	-	404,572	306,119
Salvage recoveries accrued		-	-	10,865	7,179
Deferred wakala fee	24	-	-	202,713	169,065
Receivable from PTF	10	176,390	146,888	-	-
Accrued Investment Income		239	337	199	723
Retakaful recoveries against outstanding claims /					
Benefits	19	-	-	134,675	90,468
Deferred Commission expense/Acquisition cost	25	43,617	40,899	-	-
Deferred taxation	13	157	-	-	-
Tax deducted at source		-	-	121	-
Prepayments	11	1,124	28	196,508	100,747
Cash & Bank	12	65,026	31,419	86,693	269,112
<b>Total Assets</b>		<b>663,435</b>	<b>568,129</b>	<b>1,355,933</b>	<b>1,315,757</b>

The annexed notes 1 to 38 form an integral part of these condensed interim financial statements.



Suleman Khalid  
Chief Financial Officer



Abdul Waheed  
President & Chief Executive



Malik Riffat Mahmood  
Director



Maj Gen Muhammad Ahmed Malik (Retd)  
Director



Maj Gen Syed Anis Akbar (Retd)  
Chairman

FUNDS AND LIABILITIES	Note	Operator's Fund		Participants' Takaful Fund	
		2025	2024	2025	2024
Rupees in thousand					
<b>Operator's Fund</b>					
Statutory Fund		50,000	50,000	-	-
Reserves	4	3,002	3,002	-	-
Accumulated profit		322,885	270,500	-	-
<b>Total Operator's Fund</b>		<b>372,889</b>	<b>323,502</b>	<b>-</b>	<b>-</b>
<b>Waqf/Participants' Takaful Fund</b>					
Cede money		-	-	1,000	1,000
Reserves		-	-	(102)	4,540
Accumulated surplus		-	-	75,344	172,082
<b>Balance of Participants' Takaful Fund</b>		<b>-</b>	<b>-</b>	<b>76,242</b>	<b>177,622</b>
<b>PTF Underwriting Provisions</b>					
Outstanding claims including IBNR		-	-	315,530	198,169
Unearned contribution reserves		-	-	588,566	495,483
Unearned retakaful rebate		-	-	35,403	23,639
		-	-	939,499	717,291
Deferred taxation	13	-	1,216	-	-
Unearned wakala fees	24	202,713	169,065	-	-
Contribution received in advance		-	-	31,067	100,981
Takaful / retakaful payables	14	1,154	612	107,086	149,524
Other creditors and accruals	15	69,713	45,103	25,649	23,451
Taxation - provision less payments		14,197	16,676	-	-
Accrued Expenses		2,769	11,955	-	-
Payable to OPF	10	-	-	176,390	146,888
		290,546	244,627	340,192	420,844
<b>Total Liabilities</b>		<b>290,546</b>	<b>244,627</b>	<b>1,279,691</b>	<b>1,138,135</b>
<b>Total funds and liabilities</b>		<b>663,435</b>	<b>568,129</b>	<b>1,355,933</b>	<b>1,315,757</b>
Contingencies and Commitments	16				

Suleman Khalid  
Chief Financial Officer

Abdul Waheed  
President & Chief Executive

Malik Riffat Mahmood  
Director

Maj Gen Muhammad Ahmed Malik (Retd)  
Director

Maj Gen Syed Anis Akbar (Retd)  
Chairman

## ASKARI GENERAL INSURANCE COMPANY LIMITED - WINDOW TAKAFUL OPERATIONS

# STATEMENT OF COMPREHENSIVE INCOME

## FOR THE YEAR ENDED 31 DECEMBER 2025

		2025	2024
	Note	Rupees in thousand	
<b>Participants' Takaful Fund</b>			
Contributions earned		780,484	544,810
Less: Contribution ceded to retakaful		(343,169)	(309,123)
<b>Net contribution revenue</b>	17	<b>437,315</b>	235,687
Retakaful rebate earned	18	84,907	71,910
<b>Net underwriting income</b>		<b>522,222</b>	307,597
Net claims - reported / settled including IBNR	19	(661,877)	(279,874)
Other direct expenses	20	(4,844)	(8,437)
<b>Surplus/ (Deficit) before investment income</b>		<b>(144,499)</b>	19,286
Investment income	21	65,459	43,516
Other income	22	8,486	20,285
Less: Mudarib's share of investment income	23	(26,184)	(17,406)
<b>Results of operating activities</b>		<b>47,761</b>	46,395
<b>Surplus transferred to accumulated deficit</b>		<b>(96,738)</b>	65,681
<b>Other comprehensive income</b>			
<b>Items that will be subsequently reclassified to profit and loss account</b>			
Unrealized (loss)/profit on available-for-sale investments		(4,642)	4,540
<b>Other comprehensive (loss)/profit for the year</b>		<b>(4,642)</b>	4,540
<b>Total comprehensive (deficit) / surplus for the year</b>		<b>(101,380)</b>	70,221
<b>OPF Revenue Account</b>			
Wakala fee	24	405,666	303,837
Commission expense	25	(105,163)	(79,214)
General administrative and Management expenses	26	(230,925)	(156,389)
		69,578	68,234
Modarib's share of PTF investment income	23	26,184	17,406
Investment income	21	51,110	41,969
Direct expenses	27	(771)	(680)
Other income	22	5,001	8,908
<b>Results of operating activities</b>		<b>81,524</b>	67,603
<b>Profit before tax</b>		<b>151,102</b>	135,837
<b>Income tax expense</b>	28	<b>(58,884)</b>	(53,742)
<b>Profit after tax</b>		<b>92,218</b>	82,095
<b>Other comprehensive income</b>			
<b>Items that will be subsequently reclassified to profit and loss account</b>			
Unrealized (loss)/profit on available for sale investments - net		(2,998)	2,715
Other comprehensive income for the period		(2,998)	2,715
<b>Total comprehensive (loss)/income for the year</b>		<b>89,220</b>	84,810

The annexed notes 1 to 38 form an integral part of these condensed interim financial statements.

Suleman Khalid  
Chief Financial Officer

Abdul Waheed  
President & Chief Executive

Malik Riffat Mahmood  
Director

Maj Gen Muhammad Ahmed Malik (Retd)  
Director

Maj Gen Syed Anis Akbar (Retd)  
Chairman

## ASKARI GENERAL INSURANCE COMPANY LIMITED - WINDOW TAKAFUL OPERATIONS

# STATEMENT OF CASH FLOWS

## FOR THE YEAR ENDED 31 DECEMBER 2025

	Operator's Fund		Participants' Takaful Fund	
	2025	2024	2025	2024
	Rupees in thousand			
<b>Operating Cash Flows</b>				
<b>a) Takaful activities</b>				
Contribution received	-	-	1,099,671	1,069,134
Re-takaful Contribution paid	-	-	(391,923)	(267,822)
Claims paid	-	-	(819,686)	(392,242)
Re-takaful and other recoveries received	-	-	148,277	68,815
Commission paid	(99,562)	(97,671)	-	-
Re-takaful rebate received	-	-	98,061	62,231
Wakala fee received/ (paid)	412,495	310,680	(412,495)	(310,680)
Modarib share received / (paid)	23,501	18,051	(23,501)	(18,051)
Management expenses	(225,935)	(133,775)	(4,843)	(8,438)
Net cash flows generated from/ (used in) underwriting activities	110,499	97,285	(306,439)	202,947
<b>b) Other operating activities:</b>				
Income tax paid	(62,735)	(46,516)	-	-
Other expenses paid	(789)	(625)	-	-
Other operating payments	(4,776)	(5,585)	(8,524)	(9,074)
Other operating receipts	26,058	3,777	11,704	9,195
<b>Net cash (outflows) / inflow from other operating activities</b>	<b>(42,242)</b>	<b>(48,949)</b>	<b>3,180</b>	<b>121</b>
<b>Total cash generated from / (used in) all operating activities</b>	<b>68,257</b>	<b>48,336</b>	<b>(303,259)</b>	<b>203,068</b>
<b>c) Investment activities:</b>				
Profit / return received	4,261	8,411	8,407	19,371
Dividends received	30,404	39,736	26,542	37,321
Payment for investments	(24,312)	(98,468)	(39,921)	(135,891)
Proceeds from disposals of investments	2,590	(651)	125,812	1,085
Fixed capital expenditure	-	(5,006)	-	-
<b>Total cash generated from / (used in) investing activities</b>	<b>12,943</b>	<b>(55,978)</b>	<b>120,840</b>	<b>(78,114)</b>
<b>d) Financing activities:</b>				
Payment against Ijarah	(7,760)	(11,817)	-	-
Pay-out in respect of Dividend	(39,833)	(49,974)	-	-
<b>Total cash flow from financing activities</b>	<b>(47,593)</b>	<b>(61,791)</b>	<b>-</b>	<b>-</b>
<b>Net cash generated from / (used in) all activities</b>	<b>33,607</b>	<b>(69,433)</b>	<b>(182,419)</b>	<b>124,954</b>
<b>Cash and cash equivalents at beginning of the year</b>	<b>31,419</b>	<b>100,852</b>	<b>269,112</b>	<b>144,158</b>
<b>Cash and cash equivalents at end of the year</b>	<b>65,026</b>	<b>31,419</b>	<b>86,693</b>	<b>269,112</b>

The annexed notes 1 to 38 form an integral part of these condensed interim financial statements.

Suleman Khalid  
Chief Financial Officer

Abdul Waheed  
President & Chief Executive

Malik Riffat Mahmood  
Director

Maj Gen Muhammad Ahmed Malik (Retd)  
Director

Maj Gen Syed Anis Akbar (Retd)  
Chairman

**STATEMENT OF CASH FLOWS****FOR THE YEAR ENDED 31 DECEMBER 2025**

	Operator's Fund		Participants' Takaful Fund	
	2025	2024	2025	2024
<b>Rupees in thousand</b>				
<b>Reconciliation to Profit and Loss Account:</b>				
Operating cash flows	68,257	48,336	(303,259)	203,068
Depreciation expense	(1,320)	(649)	-	-
Gain on disposal of investments	26,020	-	38,968	3,206
Dividend income	30,403	39,736	26,542	37,321
Increase in assets other than cash	26,615	86,056	433,456	156,082
Decrease in liabilities other than running finance	(52,698)	(82,918)	(300,277)	(356,764)
Unrealized (loss)/gain on investments held for trading	(5,985)	1,147	(724)	1,904
Investment income	672	1,086	673	1,085
Other income	4,163	8,344	7,883	19,779
Tax paid	62,735	46,516	-	-
Decrease in deposit against vehicle Ijarah	(7,760)	(11,817)	-	-
Reversal of diminution in value of AFS investments	(58,884)	(53,742)	-	-
<b>Profit/(loss) for the year</b>	<b>92,218</b>	<b>82,095</b>	<b>(96,738)</b>	<b>65,681</b>
<b>Attributed to</b>				
Operator's Fund	-	-	(96,738)	65,681
Participants' Takaful Fund	92,218	82,095	-	-
	<b>92,218</b>	<b>82,095</b>	<b>(96,738)</b>	<b>65,681</b>

**Definition of cash :**

Cash comprises of cash in hand, bank balances, stamp in hand and short term placements with banks which are readily convertible to cash in hand and which are used in the cash management function on a day-to-day basis.

**Cash for the purpose of the statement of cash flows consist of:**

	Operator's Fund		Participants' Takaful Fund	
	2025	2024	2025	2024
<b>Rupees in thousand</b>				
Cash and other equivalents	-	-	1,233	1,064
Current and other accounts	65,026	31,419	85,460	268,048
	<b>65,026</b>	<b>31,419</b>	<b>86,693</b>	<b>269,112</b>

The annexed notes 1 to 38 form an integral part of these condensed interim financial statements.



Suleman Khalid  
Chief Financial Officer



Abdul Waheed  
President & Chief Executive



Malik Riffat Mahmood  
Director



Maj Gen Muhammad Ahmed Malik (Retd)  
Director



Maj Gen Syed Anis Akbar (Retd)  
Chairman

## ASKARI GENERAL INSURANCE COMPANY LIMITED - WINDOW TAKAFUL OPERATIONS

# STATEMENT OF CHANGES IN FUND

## FOR THE YEAR ENDED 31 DECEMBER 2025

	Operator's Fund			Total
	Statutory Fund	Available for sale investments revaluation reserve	Accumulated Profit	
Rupees in thousand				
Balance as at 01 January 2024	50,000	287	238,379	288,666
<b>Total comprehensive income for the period</b>				
Profit for the period	-	-	82,095	82,095
Other comprehensive income for the period	-	2,715	-	2,715
	-	2,715	82,095	84,810
<b>Changes in Operator's Fund</b>				
Transfer of loss to the Company	-	-	(49,974)	(49,974)
Balance as at 31 December 2024	50,000	3,002	270,500	323,502
Balance as at 01 January 2025	50,000	3,002	270,500	323,502
<b>Total comprehensive income for the period</b>				
Profit for the period	-	-	92,218	92,218
Other comprehensive loss for the period	-	(2,998)	-	(2,998)
	-	(2,998)	92,218	89,220
<b>Changes in Operator's Fund</b>				
Transfer of loss to the Company	-	-	(39,833)	(39,833)
Balance as at 31 December 2025	50,000	4	322,885	372,889
Participants' Takaful Fund				
	Statutory Fund	Available for sale investments revaluation reserve	Accumulated Profit	Total
	Rupees in thousand			
Balance as at 01 January 2024	1,000	-	106,401	107,401
<b>Total comprehensive income for the period</b>				
Surplus for the period	-	-	65,681	65,681
Other comprehensive income for the period	-	4,540	-	4,540
	-	4,540	65,681	70,221
Balance as at 31 December 2024	1,000	4,540	172,082	177,622
Balance as at 01 January 2025	1,000	4,540	172,082	177,622
<b>Total comprehensive income for the year</b>				
Deficit for the year	-	-	(96,738)	(96,738)
Other comprehensive loss for the year	-	(4,642)	-	(4,642)
	-	(4,642)	(96,738)	(101,380)
Balance as at 31 December 2025	1,000	(102)	75,344	76,242

The annexed notes 1 to 38 form an integral part of these condensed interim financial statements.

Suleman Khalid  
Chief Financial Officer

Abdul Waheed  
President & Chief Executive

Malik Riffat Mahmood  
Director

Maj Gen Muhammad Ahmed Malik (Retd)  
Director

Maj Gen Syed Anis Akbar (Retd)  
Chairman

ASKARI GENERAL INSURANCE COMPANY LIMITED - WINDOW TAKAFUL OPERATIONS  
**NOTES TO AND FORMING PART OF THE FINANCIAL STATEMENTS**  
FOR THE YEAR ENDED 31 DECEMBER 2025

---

**1 LEGAL STATUS AND NATURE OF BUSINESS**

Askari General Insurance Company Limited ("the Operator") was incorporated under the Companies Ordinance, 1984 (Repealed with the enactment of Companies Act, 2017 on May 30, 2017) on April 12, 1995. The Operator is registered in Pakistan Stock Exchange and is engaged in general insurance business. The registered office and principal place of the Operator is located at AWT Plaza, Rawalpindi.

The Operator has been allowed to undertake Window Takaful Operations (WTO) on 10 August 2015 by Securities and Exchange Commission of Pakistan under SECP Takaful Rules 2012 to carry on General Window Takaful Operations in Pakistan.

For the purpose of carrying on the takaful business, the Operator has formed a Waqf/ Participants' Takaful Fund (PTF) under the Waqf deed. The Waqf deed governs the relationship of Operator and participants for management of takaful operations.

**2 BASIS OF PREPARATION AND STATEMENT OF COMPLIANCE**

These financial statements have been prepared in accordance with the accounting and reporting standards as applicable in Pakistan. The accounting and reporting standards as applicable in Pakistan for financial reporting consist of :

- International Financial Reporting Standards (IFRS) issued by the International Accounting Standard Board (IASB) as are notified under the Companies Act, 2017; and
- Provisions of, directives and notifications issued under the Companies Act, 2017, Insurance Ordinance, 2000, Takaful Rules, 2012 and General Takaful Accounting Regulation, 2019.

In case requirements differ, the provisions of, directives and notifications of the Companies Act, 2017, the Insurance Ordinance, 2000, the Takaful Rules, 2012 and General Takaful Accounting Regulation, 2019, shall prevail.

These financial statements reflect the financial position and results of operations of both the Operator's Fund (OPF) and Participants' Takaful Fund (PTF) in a manner that the assets, liabilities, income and expenses of the Operator and PTF remain separately identifiable.

**2.1 Basis of measurement**

These financial statements have been prepared under the historical cost convention except for certain financial instruments which are stated at their fair values.

**2.2 Functional and presentation currency**

These financial statements are presented in Pak Rupees which is the Operator's functional and presentation currency. All financial information presented in Pak Rupees has been rounded to the nearest thousand.

**2.3 Standards, interpretations and amendments to accounting and reporting standards as applicable in Pakistan that are effective in the current year**

The following amendments are effective for the year ended December 31, 2025. These amendments are either not relevant to the Company's operations or are not expected to have significant impact on the Company's financial statements other than certain additional disclosures.

Amendments to IAS 21 'The Effects of Changes in Foreign Exchange Rates' - Clarification on how entity accounts when there is long term lack of Exchangeability. The amendments is applicable for annual reporting periods beginning on or after 1 January 2025.

ASKARI GENERAL INSURANCE COMPANY LIMITED - WINDOW TAKAFUL OPERATIONS  
**NOTES TO AND FORMING PART OF THE FINANCIAL STATEMENTS**  
 FOR THE YEAR ENDED 31 DECEMBER 2025

**Standards, interpretations and amendments to the accounting and reporting standards as applicable in Pakistan that are not yet effective**

The following standard and amendments are effective for accounting periods, beginning on or after the date mentioned against each of them. These amendments are either not relevant to the Company's operations or are not expected to have significant impact on the Company's financial statements other than certain additional disclosures.

	<b>Effective from Accounting period beginning on or after</b>
Amendments IFRS 9 'Financial Instruments' and IFRS 7 'Financial instruments disclosures' - Classification and measurement of financial instruments	January 01, 2026
Annual Improvements to IFRS Accounting Standards (related to IFRS 1, IFRS 7, IFRS 9, IFRS 10 and IAS 7)	January 01, 2026
Amendments IFRS 9 'Financial Instruments' and IFRS 7 'Financial instruments disclosures' - Contracts Referencing Nature-dependent Electricity	January 01, 2026
IFRS 17 – Insurance Contracts (including the June 2020 and December 2021 Amendments to IFRS 17)	January 01, 2027
IFRS 18 - Presentation and Disclosures in Financial Statements	January 01, 2027
'IFRS 19 - Subsidiaries without Public Accountability: Disclosures	January 01, 2027

Other than the aforesaid amendments, IASB has also issued the following standards which have not been adopted locally by the Securities and Exchange Commission of Pakistan:

IFRS 1: First-time Adoption of International Financial Reporting Standards

The SECP vide SRO 1336 (I) / 2025 dated July 23, 2025 has directed the companies engaged in insurance/takaful and re-insurance/re-takaful to follow IFRS 17 from January 01, 2026.

- IFRS 9 – Financial Instruments

IFRS 9 'Financial Instruments' has become applicable, however as an insurance company, the management has opted temporary exemption from the application of IFRS 9 as allowed by International Accounting Standards Board (IASB) for entities whose activities are predominantly connected with insurance. Additional disclosures, as required by the IASB, for being eligible to apply the temporary exemption from the application of IFRS 9 are given below:

The tables below set out the fair values as at the end of reporting period and the amount of change in the fair value during that period for the following two groups of financial assets separately:

(a) Financial assets with contractual terms that give rise on specified dates to cash flows that are solely payments of principal and interest (SPPI) on the principal amount outstanding, excluding any financial asset that meets the definition of held for trading in IFRS 9, or that is managed and whose performance is evaluated on a fair value basis.

ASKARI GENERAL INSURANCE COMPANY LIMITED - WINDOW TAKAFUL OPERATIONS  
**NOTES TO AND FORMING PART OF THE FINANCIAL STATEMENTS**  
 FOR THE YEAR ENDED 31 DECEMBER 2025

(b) All other financial assets

Operator's Fund	Fail the SPPI test		Pass the SPPI test		
	Fair Value	Change in unrealized gain / (loss) during the period	Carrying Value	Cost less Impairment	Change in unrealized gain / (loss) during the period
Rupees in thousand					
<b>Financial assets</b>					
Cash and Bank*	-	-	65,026	-	-
Investment in equity securities - available-for-sale	292,352	(5,985)	-	-	-
Investment in debt securities - available-for-sale*	-	-	5,000	-	-
Loans and other receivables*	-	-	2,086	-	-
<b>Total</b>	<b>292,352</b>	<b>(5,985)</b>	<b>72,112</b>	<b>-</b>	<b>-</b>

Participation Takaful Fund	Fail the SPPI test		Pass the SPPI test		
	Fair Value	Change in unrealized gain / (loss) during the period	Carrying Value	Cost less Impairment	Change in unrealized gain / (loss) during the period
Rupees in thousand					
<b>Financial assets</b>					
Cash and Bank*	-	-	86,693	-	-
Investment in equity securities - available-for-sale	291,894	(724)	-	-	-
Investment in debt securities - available-for-sale*	-	-	5,000	-	-
Loans and other receivables*	-	-	2,445	-	-
<b>Total</b>	<b>291,894</b>	<b>(724)</b>	<b>94,138</b>	<b>-</b>	<b>-</b>

\* The carrying amount of these financial assets measured applying IAS 39 are a reasonable approximation of their fair values.

### 3 MATERIAL ACCOUNTING POLICY INFORMATION

The accounting policies as set out below have been applied consistently to all periods presented in these financial statements.

#### 3.1 Property and Equipments

These are stated at cost less accumulated depreciation and impairment losses, if any, except for capital work in progress which is stated at cost less impairment losses, if any. Depreciation is charged on depreciable amount over the estimated useful life.

Depreciation is charged on monthly basis where full depreciation is charged in the month of addition and no depreciation is charged in the month of disposal.

ASKARI GENERAL INSURANCE COMPANY LIMITED - WINDOW TAKAFUL OPERATIONS  
**NOTES TO AND FORMING PART OF THE FINANCIAL STATEMENTS**  
FOR THE YEAR ENDED 31 DECEMBER 2025

---

Subsequent costs are included in the asset's carrying amount or recognised separate asset, as appropriate, only when it is probable that future economic benefits associated with the items will flow to the Company and the cost of the item can be measured reliably. All other repair and maintenance costs are charged to the profit and loss account in the year in which they are incurred. The gain or loss on disposal or retirement of an asset represented by the difference between the sale proceeds and the carrying amount of the asset is recognised as an income or expense.

### 3.2 Takaful contracts

Takaful contracts are those contracts where the Participants' Takaful Fund (PTF) has accepted significant Takaful risk from another party (the participants) by agreeing to compensate the participants if a specified uncertain future event adversely affects the policyholders.

Once a contract has been classified as a Takaful contract, it remains a Takaful contract for the remainder of its lifetime, even if the Takaful risk reduces significantly during this period, unless all rights and obligations are extinguished or expired.

The Operator underwrites non-life takaful contracts that can be categorised into Fire and Property Damage, Marine, Aviation and Transport, Motor, health and accident and Miscellaneous contracts. Contracts may be concluded for a fixed term of one year, for less than one year and in some cases for more than one year. However, most of the contracts are for twelve months duration. Takaful contracts entered into by the Operator under which the contract holder is another Takaful Operator (inwards retakaful) of a facultative nature are included within the individual category of takaful contracts, other than those which fall under Treaty. The takaful risk involved in these contracts is similar to the contracts undertaken by the Operator as takaful operator.

Fire and Property takaful contracts mainly compensate the customers for damage suffered to their property. Customers who undertake commercial activities on their premises could also receive compensation for the loss of earnings caused by the inability to use the covered properties in their business activities (business interruption cover).

Marine, Aviation and Transport class of business provides coverage against loss and damage to goods in transit by any means of conveyance, physical loss or damage to aircraft, ships, and liabilities to third parties and passengers arising from their use.

Motor takaful covers physical loss or damage to the vehicle and liabilities to third parties as provided under the requirements of the Motor Vehicle Ordinance, 1965.

All other takaful contracts like cash in hand, cash in transit, personal accident, infidelity, public liabilities, crop, livestock, travel, bankers and other financial institutions packages, product liabilities, professional indemnity, workers compensation etc. are included under Miscellaneous takaful cover.

### 3.3 Deferred commission expense Takaful contracts

Commission incurred in obtaining and recording are deferred and recognised as an asset. These costs are charged to the profit and loss account based on the pattern of recognition of contribution revenue.

### 3.4 Reserve for unearned contribution

The unearned portion of contribution net of Wakala fee is set aside as a reserve. Unearned Contribution determined as a ratio of the unexpired period of the policy and the total period, both measured to the nearest day, as specified in the Insurance Accounting Regulations, 2017.

### 3.5 Contribution deficiency reserve

The Operator is required as per the General Takaful Accounting Regulations, 2019, to maintain a provision in respect of contribution deficiency for the class of business where the unearned contribution reserve is not adequate to meet the

ASKARI GENERAL INSURANCE COMPANY LIMITED - WINDOW TAKAFUL OPERATIONS  
**NOTES TO AND FORMING PART OF THE FINANCIAL STATEMENTS**  
FOR THE YEAR ENDED 31 DECEMBER 2025

---

expected future liability, after retakaful recoveries from claims, and supplementary expenses expected to be incurred after the reporting date in respect of the unexpired takaful contracts in that class of business at the reporting date. The movement in the contribution deficiency reserve is recorded as an expense in the profit and loss account.

The Operator determines adequacy of liability of contribution deficiency by carrying out analysis of its loss ratio of expired period of contracts. The liability of contribution deficiency in relation to accident and health takaful contracts is based on actuary recommendation.

No provision has been made as the unearned contribution reserve for each class of business as at the year end is adequate to meet the expected future liability after retakaful from claims and other expenses, expected to be incurred after the reporting date in respect of policies in force at reporting date.

### 3.6 Retakaful contracts held

The Operator cedes retakaful in the normal course of business for the purpose of limiting its net loss potential through the diversification of its risks. Assets, liabilities, income and expense arising from ceded retakaful contracts are presented separately from the assets, liabilities, income and expense from the related takaful contracts because the retakaful arrangements do not relieve the PTF from its direct obligation to its policyholders.

### 3.7 Outstanding claims including incurred but not reported (IBNR)

The liability for IBNR is computed through Chain Ladder Method (Development technique) in light of the guidelines issued by Insurance Division of SECP vide its Circular 9 of 2016 dated March 09, 2016 for estimation of IBNR claims reserve, the liability for IBNR for all classes of business is based on actuary recommendation. Any significant change in assumption used event may affect the management's judgment which could affect the provision made for IBNR. Reinsurance recoveries against outstanding claims and salvage recoveries are recognized as an asset and are measured at the amount expected to be received.

### 3.8 Amount due to / from retakaful operators

Amount due to / from retakaful operators are carried at cost less provision for impairment, if any. Cost represents the fair value of the consideration to be received / paid in the future for services rendered.

### 3.9 Segment reporting

The Operator's operating businesses are recognised and managed separately according to the nature of services provided with each segment representing a strategic business unit that serves different markets.

### 3.10 Cash and cash equivalents

Cash and cash equivalents comprise cash and bank balances, stamps in hand and call deposits with maturities of three months or less from the acquisition date that are subject to an insignificant risk of changes in their fair value, and are used by the Operator in the management of its short-term commitments.

### 3.11 Revenue recognition

- a) Contribution income under a policy is recognised over the period of takaful net of wakala fee.
- b) Wakala fee charged from PTF is recognised upfront.
- c) Rebate from retakaful operators is recognised at the same time of takaful of underlying takaful policy by the Operator.
- d) Dividend income is recognised when the right to receive the dividend is established.

ASKARI GENERAL INSURANCE COMPANY LIMITED - WINDOW TAKAFUL OPERATIONS  
**NOTES TO AND FORMING PART OF THE FINANCIAL STATEMENTS**  
FOR THE YEAR ENDED 31 DECEMBER 2025

---

e) Profit on Islamic investment products is recognised on an accrual basis.

f) Wakala fee charged from PTF is recognised upfront.

g) Gain / loss on sale of available for sale investments are included in profit and loss account.

### 3.12 Ijarah

Ijarah rentals are recognised as an expense on accrual basis as an when the rental become due.

### 3.13 Investments

#### 3.13.1 Classification

The classification of financial assets is determined at initial recognition and depends on the purpose for which the financial assets were acquired. Currently, the financial assets of the Operator are classified into the following categories:

##### a) In equity securities

Investments in equity securities are carried at through there fair value. At each reporting date, the Company measures the investments at there fair value with any increase or decrease charged to Profit and Loss Account. Upon disposal the proceeds less fair value at the previous reporting date is charged to Profit and Loss.

##### b) In debt securities

These are investments with fixed or determinable payments and fixed maturities which the Company has the intention and ability to hold till maturity. Provision for impairment against debt securities is made in accordance with the requirements of the law. In case of unquoted equity securities, the breakup value of the security should be considered to determine impairment amount. Premium or discount on debt securities classified as available for sale and held to maturity is amortised using effective interest method and taken to the profit and loss account. Where the fair value of the debt security is available, unrealised gains/losses are recognised in other comprehensive income and upon disposal are reclassified to profit and loss.

##### c) In term deposit

These are investments with fixed or determinable payments and fixed (short term) maturities which the Company has the intention and ability to hold till maturity.

Investments which are designated at fair value through profit or loss upon initial recognition

##### d) Loans and receivables

Loans and receivables comprise cash and bank deposits, contribution due but unpaid, amounts due from other Takaful & Retakaful operators and sundry receivables.

### 3.14 Offsetting of financial assets and liabilities

A financial asset and financial liability other than those relating to takaful contract is offset and net amount is reported in the balance sheet when the operator has a legally right to set-off the recognised amounts and it intends either to settle on the net basis or to realise the asset and settle the liability simultaneously.

ASKARI GENERAL INSURANCE COMPANY LIMITED - WINDOW TAKAFUL OPERATIONS  
**NOTES TO AND FORMING PART OF THE FINANCIAL STATEMENTS**  
FOR THE YEAR ENDED 31 DECEMBER 2025

---

**3.15 Provisions**

Provisions are recognised when the Operator has a legal or constructive obligation as a result of a past event and it is probable that outflow of resources embodying economic benefits will be required to settle the obligation and a reliable estimate can be made of the amount of obligation. However, the provision are reviewed at balance sheet date and adjusted to reflect current best estimates.

**3.16 Taxation**

**Current**

Provision of current tax is based on the taxable income for the year determined in accordance with the prevailing law for taxation of income. The charge for current tax is calculated using prevailing tax rates or tax rates expected to apply to the profit for the year, if enacted. The charge for current tax also include adjustments, where considered necessary, to provision for tax made in previous years arising from assessments finalized during the current year for such years.

**Deferred**

Deferred tax is accounted for using the balance sheet liability method in respect of all temporary differences at the balance sheet date between the tax bases and carrying amounts of assets and liabilities for financial reporting purposes. Deferred tax liabilities are generally recognized for all taxable temporary differences and deferred tax assets are recognized to the extent that it is probable that taxable profits will be available against which the deductible temporary differences unused tax losses and tax credits can be utilized. Deferred tax assets and liabilities are measured at the tax rates that are expected to apply to the year when the asset is realized or the liability is settled, based on the tax rates (and tax laws) that have been enacted or substantively enacted at the balance sheet date. Deferred tax is charged or credited to the profit and loss account, except in the case of items credited or charged to other comprehensive income or equity in which case it is included in other comprehensive income or equity.

**3.17 Takaful surplus**

Takaful surplus attributable to the participants is arrived after charging all direct cost and setting aside various reserves.

**3.18 Impairment of assets**

The carrying amount of assets are reviewed at each reporting date to determine whether there is any indication of impairment of any asset or group of assets. If such indication exists, the recoverable amount of asset is estimated. An impairment loss is recognised whenever the carrying amount of an asset exceeds its recoverable amount. The recoverable amount is the higher of an asset fair value less cost to sell and value in use. Impairment losses are recognised in profit and loss account.

**3.19 Management expenses**

Expenses allocated to the takaful business represents directly attributable expenses. Expense not directly allocable to takaful business are charged to OPF and allocated on the basis of gross contribution written during the year.

**3.20 Qard-e-Hasna**

Qard-e-Hasna is provided by Operator's fund to PTF in case of deficit or to fulfill cash flow requirements.

**4 CRITICAL ACCOUNTING ESTIMATES AND JUDGEMENTS**

The preparation of condensed interim financial statements in conformity with approved accounting standards requires management to make judgements, estimates and assumptions that effect the application of policies and reported amounts of assets and liabilities, income and expenses.

ASKARI GENERAL INSURANCE COMPANY LIMITED - WINDOW TAKAFUL OPERATIONS  
**NOTES TO AND FORMING PART OF THE FINANCIAL STATEMENTS**  
 FOR THE YEAR ENDED 31 DECEMBER 2025

The judgements, estimates and assumptions are based on historical experience, current trends and various other factors that are believed to be reasonable under the circumstances, the results of which form the basis of making the estimates about carrying values of assets and liabilities that are not readily apparent from other sources.

Actual results may differ from these estimates. The estimates and underlying assumptions are reviewed on an ongoing basis. Revisions to accounting estimates are recognised in the period in which the estimate is revised if the revision affects only that period or in the revision and future periods if the revision affects both current and future periods.

In particular, the matters involving a higher degree of judgment or complexity, or areas where assumptions and estimates are significant to the financial statements are:

		Note	
	- Reserve for unearned contribution		3.4
	- Contribution deficiency reserve		3.5
	- Provision for outstanding claims (including IBNR)		3.7
	- Provision for Taxation		3.16
	- Useful lives of fixed assets		5.1

		2025	2024
		Rupees in thousand	
5	PROPERTY AND EQUIPMENT	Note	
	Operating assets	5.1	5,013
			<b>3,691</b>
			5,013

ASKARI GENERAL INSURANCE COMPANY LIMITED - WINDOW TAKAFUL OPERATIONS  
**NOTES TO AND FORMING PART OF THE FINANCIAL STATEMENTS**  
 FOR THE YEAR ENDED 31 DECEMBER 2025

5.1 OPERATING ASSETS - OPF

		2025						
		Cost		Depreciation		Written down value as at 31 December	Useful life (years)	
As at 1 January	Additions / (Disposals)	As at 31 December	As at 1 January	For the year	(Disposals) / Adjustments	As at 31 December		
Rupees in thousand								
Furniture & fixtures	1,270	-	1,270	587	193	780	5	
Office equipment	5,117	-	5,117	787	1,129	3,201	3 and 5	
	6,387	-	6,387	1,374	1,322	3,981		
2024								
		Cost		Depreciation		Written down value as at 31 December	Useful life (years)	
As at 1 January	Additions / (Disposals)	As at 31 December	As at 1 January	For the year	(Disposals) / Adjustments	As at 31 December		
Rupees in thousand								
Furniture & fixtures	867	400	1,270	414	169	587	5	
Office equipment	1,406	3,543	5,117	1,204	480	4,330	3 and 5	
	2,273	3,943	6,387	1,618	649	5,013		



ASKARI GENERAL INSURANCE COMPANY LIMITED - WINDOW TAKAFUL OPERATIONS  
**NOTES TO AND FORMING PART OF THE FINANCIAL STATEMENTS**  
 FOR THE YEAR ENDED 31 DECEMBER 2025

	Number of shares / units		2025		2024		
	2025	2024	Cost	Carrying value	Cost	Carrying value	
Rupees in thousand							
6.1	Available-for-sale - OPF						
	Others						
	Open-end mutual funds						
	AKD Islamic Stock Fund	272,172	419,357	30,000	30,181	32,753	36,312
	AL HABIB Islamic Stock Fund	212,587	195,289	39,451	39,222	30,000	31,309
				69,451	69,403	62,753	67,621
6.2	Fair value through profit and loss - held for trading - OPF						
	Others						
	Open-end mutual funds						
	ABL Islamic Income Fund	4,501,750	4,047,910	50,441	48,417	45,032	45,774
	JS Islamic Income Fund	644,589	589,059	73,236	71,973	67,893	67,329
	NBP Islamic Mahana Amadani Fund	5,945,035	5,382,882	64,938	62,987	59,230	59,248
	Alhamra Islamic Income Fund	374,052	336,232	42,214	40,936	37,715	38,278
	Al Habib Islamic Savings Fund	403,117	324,540	42,469	42,487	35,000	35,387
	Faysal Islamic Cash Fund	15,418	-	1,542	1,615	-	-
	AKD Islamic Income Fund	252,960	-	13,260	13,699	-	-
	AKD Islamic Daily Dividend Fund	198,122	173,698	10,237	10,237	8,685	8,685
				298,337	292,352	253,555	254,702
6.3	Available-for-sale - PTF						
	Related Parties						
	Open-end mutual funds						
	AWT Islamic Stock Fund	103,926	251,579	20,350	20,248	40,000	41,706
	Others						
	Open-end mutual funds						
	AL HABIB Islamic Stock Fund	-	195,289	-	-	30,000	31,309
	AKD Islamic Stock Fund	-	364,071	-	-	30,000	31,525
				20,350	20,248	100,000	104,540
6.4	Fair value through profit and loss - held for trading - PTF						
	Related Parties						
	Open-end mutual funds						
	AWT (PIML) Islamic Income Fund	-	492,630	-	-	55,194	56,740
	AWT Islamic Money Market Fund	374,456	-	46,392	46,405	-	-

ASKARI GENERAL INSURANCE COMPANY LIMITED - WINDOW TAKAFUL OPERATIONS  
**NOTES TO AND FORMING PART OF THE FINANCIAL STATEMENTS**  
 FOR THE YEAR ENDED 31 DECEMBER 2025

	Number of shares / units		2025		2024	
	2025	2024	Cost	Carrying value	Cost	Carrying value
Rupees in thousand						
<b>Others</b>						
<b>Open-end mutual funds</b>						
Al Habib Islamic Savings Fund	398,168	324,540	41,891	41,901	35,000	35,387
Atlas Islamic Income Fund	88,623	79,994	49,094	47,889	44,408	44,675
Faysal Islamic Cash Fund	205,580	-	20,558	21,538	-	-
HBL Islamic Income Fund	444,183	405,024	49,494	48,519	45,735	45,439
ABL Islamic Cash Fund	5,448,520	5,091,753	54,489	54,935	50,933	50,933
AKD Islamic Income Fund	567,012	-	30,700	30,707	-	-
AKD Islamic Daily Dividend Fund	-	520,895	-	-	26,045	26,045
			292,618	291,894	257,315	259,219

**7 INVESTMENTS IN DEBT SECURITIES**

	Note	2025			2024		
		Cost/ Carrying value	Unrealised gain/(loss)	Carrying value	Cost/ Carrying value	Unrealised gain/(loss)	Carrying value
Rupees in thousand							
<b>Operator's Fund</b>							
<b>Available-for-sale</b>							
Sukuks	7.1	5,000	-	5,000	5,000	-	5,000
Profit on revaluation				-			-
		5,000	-	5,000	5,000	-	5,000
<b>Participants' takaful fund</b>							
<b>Available-for-sale</b>							
Sukuks	7.2	5,000	-	5,000	5,000	-	5,000
Surplus on revaluation							
		5,000	-	5,000	5,000	-	5,000

**7.1 Sukuks -OPF**

Investee Name	Profit Rate	Number of certificates		2025		2024	
		2025	2024	Cost	Carrying value	Cost	Carrying value
Rupees in thousand							
Meezan Bank Ltd.	Based on monthly Shariah pool	5	5	5,000	5,000	5,000	5,000
				5,000	5,000	5,000	5,000

**7.2 Sukuks -PTF**

Meezan Bank Ltd.	Based on monthly Shariah pool	5	5	5,000	5,000	5,000	5,000
				5,000	5,000	5,000	5,000

ASKARI GENERAL INSURANCE COMPANY LIMITED - WINDOW TAKAFUL OPERATIONS  
**NOTES TO AND FORMING PART OF THE FINANCIAL STATEMENTS**  
 FOR THE YEAR ENDED 31 DECEMBER 2025

8	LOANS AND OTHER RECEIVABLE - CONSIDERED GOOD	Operator's Fund		Participants' Takaful Fund	
		2025	2024	2025	2024
		Rupees in thousand			
	Receivable against sale of asset	240	4,338	-	-
	Deposit against Ijarah - vehicles	4,110	7,195	-	-
	Other receivable	2,086	4,689	2,445	3,585
		6,436	16,222	2,445	3,585
9	TAKAFUL/RETAKAFUL RECEIVABLES				
	Due from takaful contract holders	-	-	396,368	303,336
	Provision against doubtful balances	-	-	(298)	(3,998)
		-	-	396,070	299,338
	Due from other Takaful/Retakaful Operators	-	-	9,479	7,758
	Provision against doubtful balances	-	-	(977)	(977)
		-	-	8,502	6,781
		-	-	404,572	306,119
9.1	This includes contribution amounting to Rs.7.570 million (31 December 2024: 5.446 million) receivable from the associated undertakings.				
				Participants' Takaful Fund	
				2025	2024
				Rupees in thousand	
	Askari Guards (Private) Limited			5,515	4,278
	Fauji Securities Private Limited			807	-
	Mobil Askari Lubricants Pakistan Limited			324	210
	Askari Life Assurance Co. Ltd.			524	579
	AWT Investments Limited			400	379
				7,570	5,446
				Operator's Fund	
				2025	2024
				Participants' Takaful Fund	
				2025	2024
10	RECEIVABLE / (PAYABLE) (Current account between OPF and PTF)				
		Rupees in thousand			
	Wakala fee	170,292	144,870	(170,292)	(144,870)
	Less: Provision for refund of wakala fee against doubtful balances	(355)	(1,752)	355	1,752
		169,937	143,118	(169,937)	(143,118)
	Mudarib's fee	6,453	3,770	(6,453)	(3,770)
		176,390	146,888	(176,390)	(146,888)

ASKARI GENERAL INSURANCE COMPANY LIMITED - WINDOW TAKAFUL OPERATIONS  
**NOTES TO AND FORMING PART OF THE FINANCIAL STATEMENTS**  
 FOR THE YEAR ENDED 31 DECEMBER 2025

		Operator's Fund		Participants' Takaful Fund	
		2025	2024	2025	2024
Rupees in thousand					
<b>11</b>	<b>PREPAYMENTS</b>				
	Prepaid retakaful contribution ceded - PTF	-	-	196,508	100,747
	Others - OPF	1,124	28	-	-
		1,124	28	196,508	100,747
<b>12</b>	<b>CASH AND BANK</b>				
	Cash and Cash Equivalent				
	Stamps in hand	-	-	1,233	1,064
	Cash at bank				
	- Savings account	65,026	31,419	85,460	268,048
		65,026	31,419	86,693	269,112
<b>13</b>	<b>DEFERRED TAXATION</b>			<b>Operator's Fund</b>	
				2025	2024
	Deferred tax credit arising in respect of:			<b>Rupees in thousand</b>	
	Unrealised gain on available-for-sales investments			(19)	1,899
	Deferred tax debit arising in respect of:				
	Provision for refund of wakala fee against doubtful balances			(138)	(683)
				(157)	1,216
<b>14</b>	<b>TAKAFUL/RETAKAFUL PAYABLES</b>				
	Due to Local takaful/retakaful operators	1,154	612	107,086	149,524
		1,154	612	107,086	149,524
<b>15</b>	<b>OTHER CREDITORS AND ACCRUALS</b>				
	Agents' commission payable	47,649	36,785	-	-
	Federal takaful fee payable	-	-	2,174	857
	Federal excise duty payable	422	381	16,728	12,325
	Tax deducted at source	1,151	1,411	1,937	4,504
	Funds received against leased vehicles	1,122	1,926	-	-
	Management service charges payable to the company	18,479	-	-	-
	Others	890	4,600	4,810	5,765
		69,713	45,103	25,649	23,451

ASKARI GENERAL INSURANCE COMPANY LIMITED - WINDOW TAKAFUL OPERATIONS  
**NOTES TO AND FORMING PART OF THE FINANCIAL STATEMENTS**  
 FOR THE YEAR ENDED 31 DECEMBER 2025

16 CONTINGENCIES AND COMMITMENTS

**Contingency**

There is no contingency as at 31 December 2025 (31 December 2024:Nil)

**Commitments**

The Operator's commitment under Ijarah arrangement with Meezan Bank Limited is Rs.10.86 million (31 December 2024: Rs.23.13 million). The contracts have a term of five years.

Future Minimum Ijarah (lease) payments are as under:

		Operator's Fund	
		2025	2024
		Rupees in thousand	
	Not later than 1 year	6,952	9,336
	Later than 1 year but not later than 5 years	3,904	13,790
		<b>10,856</b>	<b>23,126</b>
	Ijarah payments recognized in Expense during the period	10,846	10,543
		Participants' Takaful Fund	
		2025	2024
		Rupees in thousand	
17	<b>NET CONTRIBUTION</b>		
	<b>Written Gross Contribution</b>	1,279,233	1,082,147
	Less: Wakala fee	(439,314)	(377,031)
	<b>Contribution Net of Wakala Fee</b>	839,919	705,116
	Add: Unearned contribution reserve opening - net	326,418	166,112
	Less: Unearned contribution reserve closing - net	(385,853)	(326,418)
	Contribution earned	780,484	544,810
	Less: Retakaful Contribution ceded	438,930	324,605
	Add: Prepaid retakaful contribution opening	100,747	85,265
	Less Prepaid retakaful contribution closing	(196,508)	(100,747)
	Retakaful expense	343,169	309,123
	<b>Net takaful contribution</b>	<b>437,315</b>	<b>235,687</b>
18	<b>REBATE FROM RETAKAFUL OPERATORS</b>		
	Retakaful Rebate income	96,671	76,005
	Add: Unearned retakaful rebate opening	23,639	19,544
	Less: Unearned retakaful rebate closing	(35,403)	(23,639)
	<b>Rebate from retakaful operators</b>	<b>84,907</b>	<b>71,910</b>

ASKARI GENERAL INSURANCE COMPANY LIMITED - WINDOW TAKAFUL OPERATIONS  
**NOTES TO AND FORMING PART OF THE FINANCIAL STATEMENTS**  
 FOR THE YEAR ENDED 31 DECEMBER 2025

		Participants' Takaful Fund	
		2025	2024
<b>19</b>	<b>NET TAKAFUL BENEFITS / CLAIMS EXPENSE</b>	<b>Rupees in thousand</b>	
	Claim paid	819,686	392,242
	Add: Outstanding claims including IBNR closing	315,530	198,169
	Less: Outstanding claims including IBNR opening	(198,169)	(202,972)
	<b>Claim expense</b>	<b>937,047</b>	<b>387,439</b>
	Less: Retakaful and other recoveries received	230,963	119,842
	Add: Retakaful and other recoveries in respect of outstanding claims - closing	134,675	90,468
	Less: Retakaful and other recoveries in respect of outstanding claims - opening	(90,468)	(102,745)
	Retakaful and other recoveries revenue	275,170	107,565
	<b>Net takaful claim expense</b>	<b>661,877</b>	<b>279,874</b>

**19.1 BENEFIT / CLAIM DEVELOPMENT**

The Company maintains adequate reserves in respect of its takaful business in order to protect against adverse future claims experience and developments. The uncertainties about the amount and timing of claim payments are normally resolved within one year. The following table shows the development of the claims over a period of time. All amounts are presented in gross numbers before retakaful.

Accident Year	2020 & prior	2021	2022	2023	2024	2025	Total
<b>Rupees in thousand</b>							
At the end of accident year	161,125	178,941	227,535	337,141	453,467	954,558	2,312,767
One year later	89,496	79,780	80,060	88,461	149,727	-	487,525
Two years later	20,432	16,217	29,800	16,239	-	-	82,687
Three years later	10,468	7,723	8,872	-	-	-	27,063
Four years later	10,486	2,836	-	-	-	-	13,322
Five year later	2,982	-	-	-	-	-	2,982
Current estimate of cumulative claims	2,982	2,836	8,872	16,239	149,727	954,558	1,135,214
Less: Cumulative payments to date	174	114	3,996	8,231	121,093	686,078	819,685
Liability recognized in statement of financial position	2,808	2,722	4,877	8,007	28,634	268,481	315,529

**19.2** The provision for IBNR on the basis of actuarial valuation carried out as at December 31, 2025 amounted to Rs.129,323 thousands (2024: Rs. 74,832 thousands).

		Participants' Takaful Fund	
		2025	2024
		<b>Rupees in thousand</b>	
<b>20</b>	<b>OTHER DIRECT EXPENSES</b>		
	Tracker installation and monitoring charges	4,202	8,306
	Bank Charges	641	131
		<b>4,843</b>	<b>8,437</b>

ASKARI GENERAL INSURANCE COMPANY LIMITED - WINDOW TAKAFUL OPERATIONS  
**NOTES TO AND FORMING PART OF THE FINANCIAL STATEMENTS**  
 FOR THE YEAR ENDED 31 DECEMBER 2025

		Operator's Fund		Participants' Takaful Fund	
		2025	2024	2025	2024
Rupees in thousand					
<b>21</b>	<b>INVESTMENT INCOME</b>				
	<b>Income from equity securities - Available-for-sale</b>				
	- Dividend income	124	298	1,158	-
	- Gain on sale of investments	23,437	-	36,974	-
		23,561	298	38,132	-
	<b>Income from equity securities - Held for trading</b>				
	- Dividend income	30,279	39,438	25,384	37,321
	- Gain on trading	2,583	-	1,994	3,206
		32,862	39,438	27,378	40,527
	<b>Income from debt securities - Available-for-sale</b>				
	- Return on fixed income securities	672	1,086	673	1,085
		57,095	40,822	66,183	41,612
	<b>Net unrealized (loss)/gains on investment</b>				
	- Net unrealized gains on investments at fair value through profit or loss - held for trading	(5,985)	1,147	(724)	1,904
	<b>Total investment income</b>	<b>51,110</b>	41,969	<b>65,459</b>	43,516
<b>22</b>	<b>OTHER INCOME</b>				
	Return on bank balances	4,163	8,344	7,883	19,779
	Miscellaneous	838	564	603	506
		5,001	8,908	8,486	20,285
<b>23</b>	<b>MODARIB'S FEE</b>				
	The Operator manages the participants' investments as a Modarib and charge 40% Modarib's share of the investment income earned by PTF.				
<b>24</b>	<b>WAKALA FEE</b>				
	The Operator manages the general takaful operations for the participants and charges 35% for fire and property damage, 35% for marine and aviation, 45% for motor, 15% for health and accident and 40% for miscellaneous of the gross contribution written as wakala fee against the services as follows:				

ASKARI GENERAL INSURANCE COMPANY LIMITED - WINDOW TAKAFUL OPERATIONS  
**NOTES TO AND FORMING PART OF THE FINANCIAL STATEMENTS**  
 FOR THE YEAR ENDED 31 DECEMBER 2025

		Operator's Fund	
		2025	2024
		Rupees in thousand	
	Gross wakala fee	439,314	377,031
	Add: Unearned wakala fee opening	169,065	95,871
	Less: Unearned wakala fee closing	(202,713)	(169,065)
	<b>Net wakala fee income</b>	<b>405,666</b>	<b>303,837</b>
<b>25</b>	<b>COMMISSION EXPENSE</b>		
	Commission paid or payable	107,881	93,980
	Add: Deferred commission expense opening	40,899	26,133
	Less: Deferred commission expense closing	(43,617)	(40,899)
	<b>Commission expense</b>	<b>105,163</b>	<b>79,214</b>
<b>26</b>	<b>GENERAL ADMINISTRATIVE AND MANAGEMENT EXPENSES</b>		
	Employee benefit cost - Note 26.1	180,744	112,356
	Rent	20,432	11,790
	Communication	1,930	2,136
	Printing and stationery	2,906	2,906
	Travelling and entertainment	2,393	1,949
	Depreciation	1,322	649
	Repairs and maintenance	2,927	2,131
	Utilities	5,938	7,685
	Legat and professional charges - business related	60	28
	Bank charges	36	33
	Vehicle Ijarah expenses	10,846	10,543
	Provision / (reversal) for refund of wakala fee on doubtful balances	(1,397)	1,344
	Miscellaneous	2,788	2,839
		<b>230,925</b>	<b>156,389</b>
<b>26.1</b>	<b>Employee benefit cost</b>		
	Salary, allowances and other benefits	167,469	104,717
	Charges for post employment benefits	13,275	7,639
		<b>180,744</b>	<b>112,356</b>
<b>27</b>	<b>DIRECT EXPENSES</b>		
	Auditors' remuneration - Note 27.1	562	420
	Shariah Compliance Auditors' remuneration	209	260
		<b>771</b>	<b>680</b>
<b>27.1</b>	<b>Auditors' remuneration</b>		
	Annual Audit Fee	342	280
	Review of Condensed Interim Financial Information	110	100
	Other Certification and review	110	100
		<b>562</b>	<b>480</b>

ASKARI GENERAL INSURANCE COMPANY LIMITED - WINDOW TAKAFUL OPERATIONS  
**NOTES TO AND FORMING PART OF THE FINANCIAL STATEMENTS**  
 FOR THE YEAR ENDED 31 DECEMBER 2025

		Operator's Fund	
		2025	2024
		Rupees in thousand	
<b>28</b>	<b>TAXATION</b>		
	For the year		
	Current	60,257	52,529
	Deferred	(1,373)	1,213
		<b>58,884</b>	<b>53,742</b>
<b>28.1</b>	<b>Relationship between tax expense and accounting profit</b>		
		2025	2024
		Effective tax rate - %	Rupees in thousand
	Profit for the year before taxation		135,837
	Tax at the applicable rate	39%	58,930
	Effect of items that are not considered in determining taxable income - net	0%	(46)
		39%	58,884
		40%	53,742
<b>29</b>	<b>COMPENSATION OF EXECUTIVES</b>		
		Executives	
		2025	2024
		Rupees in thousand	
	Managerial remuneration	1,469	9,989
	Leave encashment	70	488
	Bonus	437	2,759
	Charge to defined benefit plan	54	1,468
	Rent and house maintenance	661	4,495
	Utilities	147	999
	Conveyance	4	25
	Provident fund	122	832
	Others	60	704
		<b>3,024</b>	<b>21,759</b>
	Number of persons	1	7

Executives mean employees, other than the Chief Executive and Directors, whose basic salary exceed twelve hundred thousand rupees in a financial year. During the year the employees of takaful operations are transferred to operator. As per the arrangement made, the operator will charge cost to takaful operations based on approved terms.

**30 RELATED PARTY TRANSACTIONS**

The related parties comprise of directors, major shareholders, key management personnel, entities under common control, entities with common directors and employees retirement benefit funds. The transactions with related parties are carried out at commercial terms and conditions except for compensation to key management personnel which are on employment terms.

ASKARI GENERAL INSURANCE COMPANY LIMITED - WINDOW TAKAFUL OPERATIONS  
**NOTES TO AND FORMING PART OF THE FINANCIAL STATEMENTS**  
 FOR THE YEAR ENDED 31 DECEMBER 2025

Transaction and balances with related parties for the period are as follows:

	2025	2024
<b>Contribution due:</b>	<b>Rupees in thousand</b>	
Askari Guards (Private) Limited	5,515	4,278
Fauji Security Services Limited	807	-
Mobil Askari Lubricants Pakistan Limited	324	210
Askari Life Assurance Co. Ltd.	524	579
AWT Investments Limited	400	379
	<b>7,570</b>	<b>5,446</b>
<b>Transactions during the period</b>		
<b>Army Welfare Turst</b>		
Contribution written (including government levies and stamp duties)	55	-
Contribution received during the year	55	-
Takaful benefits paid	1,525	-
<b>Askari Guards (Private) Limited</b>		
Contribution written (including government levies and stamp duties)	6,391	6,279
Contribution received during the year	5,154	4,755
Takaful benefits paid	19,386	2,398
<b>Fauji Security Services Limited</b>		
Contribution written (including government levies and stamp duties)	1,436	6,279
Contribution received during the year	629	4,755
Takaful benefits paid	-	2,398
<b>Mobil Askari Lubricants Pakistan Limited</b>		
Contribution written (including government levies and stamp duties)	8,870	10,577
Contribution received during the year	8,756	10,666
Takaful benefits paid	1,854	2,281
<b>Army Welfare Sugar Mills</b>		
Contribution written (including government levies and stamp duties)	420	-
Contribution received during the year	420	-
<b>Askari Life Assurance Company Ltd</b>		
Contribution written (including government levies and stamp duties)	9,733	7,548
Contribution received during the year	9,788	7,412
Takaful benefits paid	7,748	5,705
<b>Askari Development and holding (Pvt) Ltd</b>		
Contribution written (including government levies and stamp duties)	749	-
Contribution received during the year	749	-
Takaful benefits paid	52	5,196
<b>AWT INVESTMENTS LIMITED</b>		
Contribution written (including government levies and stamp duties)	1,850	4,703
Contribution received during the year	1,829	7,250
Takaful benefits paid	2,707	1,582
<b>Others</b>		
Employees' retirement benefits	14,097	11,213

ASKARI GENERAL INSURANCE COMPANY LIMITED - WINDOW TAKAFUL OPERATIONS  
**NOTES TO AND FORMING PART OF THE FINANCIAL STATEMENTS**  
 FOR THE YEAR ENDED 31 DECEMBER 2025

31

**SEGMENT INFORMATION**

Business class wise revenue and results have been disclosed in the profit and loss account prepared in line with the format issued by SEOP through SEC (Insurance) Rules, 2017, vide SEOP S.R.O. No 89 (1)/2017 dated 9 February, 2017. The following table presents estimated information regarding certain assets and liabilities of the segments as at 31 December 2025 and 31 December 2024, unallocated capital expenditure and non-cash expenses during the year then ended.

**Period ended 31 December 2025 - OPF & PTF****Participants' Takatful Fund**

	Fire and property damage	Marine, aviation and transport	Motor	Accident and Health	Miscellaneous	TOTAL
	Rupees in thousand					
Contribution receivable (inclusive of Federal Excise Duty, Federal Takatful Fee and Stamp duty)	246,131	156,456	533,132	347,867	164,923	1,448,509
Less: Federal Excise Duty	(31,167)	(17,477)	(69,343)	(13,561)	(7,184)	(138,732)
Federal Takatful Fee	(1,988)	(1,203)	(4,466)	(3,309)	(1,501)	(12,467)
Stamp duty	(277)	(16,896)	(871)	(3)	(30)	(18,077)
<b>Gross written contribution</b>	<b>212,699</b>	<b>120,880</b>	<b>458,452</b>	<b>330,994</b>	<b>156,208</b>	<b>1,279,233</b>
Gross direct contribution	199,314	119,757	443,582	330,994	150,090	1,243,737
Facultative inward contribution	13,385	1,123	14,870	-	6,118	35,496
<b>Takatful contribution earned</b>	<b>197,674</b>	<b>119,410</b>	<b>383,489</b>	<b>416,708</b>	<b>68,869</b>	<b>1,186,150</b>
Wakala expense	(70,201)	(42,877)	(174,166)	(90,999)	(27,424)	(405,666)
Takatful contribution ceded to retakatful operators	(170,025)	(91,443)	(29,391)	-	(52,310)	(343,169)
Net takatful contribution	(42,552)	(14,910)	179,933	325,709	(10,865)	437,315
Retakatful Rebate income	46,887	25,316	3,364	-	9,340	84,907
<b>Net underwriting income</b>	<b>4,335</b>	<b>10,406</b>	<b>183,297</b>	<b>325,709</b>	<b>(1,525)</b>	<b>522,222</b>
Takatful claims	(159,219)	(123,095)	(171,077)	(465,947)	(17,709)	(937,047)
Takatful claims recovered from retakatful operators	137,533	89,134	35,401	-	13,102	275,170
Net takatful claims	(21,686)	(33,961)	(135,676)	(465,947)	(4,607)	(661,877)
PTF Direct expense	271	163	(6,059)	693	88	(4,844)
<b>Net takatful claims and expenses</b>	<b>(21,415)</b>	<b>(33,798)</b>	<b>(141,735)</b>	<b>(465,254)</b>	<b>(4,519)</b>	<b>(666,721)</b>
<b>Underwriting result</b>	<b>(17,080)</b>	<b>(23,392)</b>	<b>41,562</b>	<b>(139,545)</b>	<b>(6,044)</b>	<b>(144,499)</b>
Net investment income						65,459
Other income						8,486
Mudarib's share						(26,184)
<b>Surplus for the year</b>						<b>(96,738)</b>
<b>As at 31 December 2025</b>						
Segment assets	162,765	75,303	278,659	281,830	150,776	949,333
Unallocated assets						406,600
Total assets						<b>1,355,933</b>
Segment liabilities	142,541	92,490	334,214	388,626	93,458	1,051,329
Unallocated liabilities						228,362
Total liabilities						<b>1,279,691</b>



ASKARI GENERAL INSURANCE COMPANY LIMITED - WINDOW TAKAFUL OPERATIONS  
**NOTES TO AND FORMING PART OF THE FINANCIAL STATEMENTS**  
 FOR THE YEAR ENDED 31 DECEMBER 2025

	For the year ended 31 December 2024					TOTAL
	Fire and property damage	Marine, aviation and transport	Motor	Accident and Health	Miscellaneous	
Participants' Takaful Fund						
	Rupees in thousand					
Contribution receivable (inclusive of Federal Excise Duty, Federal Takaful Fee and Stamp duty)	232,893	140,391	369,654	410,010	54,697	1,207,645
Less: Federal Excise Duty	(27,800)	(14,647)	(46,335)	(6,519)	(6,441)	(101,742)
Federal Takaful Fee	(1,812)	(1,151)	(3,030)	(3,995)	(417)	(10,405)
Stamp duty	(116)	(12,868)	(345)	(2)	(20)	(13,351)
Gross written contribution	203,165	111,725	319,944	399,494	47,819	1,082,147
Gross direct contribution	177,753	111,080	296,522	399,494	42,047	1,026,896
Facultative inward contribution	25,412	645	23,422	-	5,772	55,251
Takaful contribution earned	190,733	114,273	285,845	216,606	41,190	848,647
Wakala expense	(66,030)	(39,645)	(127,541)	(54,152)	(16,469)	(303,837)
Takaful contribution ceded to retakaful operators	(164,410)	(85,645)	(27,377)	-	(31,691)	(309,123)
Net takaful contribution	(39,707)	(11,017)	130,927	162,454	(6,970)	235,687
Retakaful Rebate income	39,390	22,581	3,575	-	6,364	71,910
Net underwriting income	(317)	11,564	134,502	162,454	(606)	307,597
Takaful claims	(43,371)	(52,479)	(101,792)	(164,154)	(25,643)	(387,439)
Takaful claims recovered from retakaful operators	39,726	42,973	5,139	-	19,727	107,565
Net takaful claims	(3,645)	(9,506)	(96,653)	(164,154)	(5,916)	(279,874)
PTF Direct expense	(542)	(324)	(6,758)	(706)	(107)	(8,437)
Net takaful claims and expenses	(4,187)	(9,830)	(103,411)	(164,860)	(6,023)	(288,311)
Underwriting result	(4,504)	1,734	31,091	(2,406)	(6,629)	19,286
Net investment income						43,516
Other income						20,285
Mudarib's share						(17,406)
Surplus for the year						65,681
	As at 31 December 2024					
Segment assets	125,502	62,306	222,371	224,765	38,634	673,578
Unallocated assets						642,179
Total assets						1,315,757
Segment liabilities	104,195	74,201	320,276	407,855	39,092	945,619
Unallocated liabilities						192,516
Total liabilities						1,138,135

ASKARI GENERAL INSURANCE COMPANY LIMITED - WINDOW TAKAFUL OPERATIONS  
**NOTES TO AND FORMING PART OF THE FINANCIAL STATEMENTS**  
 FOR THE YEAR ENDED 31 DECEMBER 2025

Operator's Fund	For the year ended 31 December 2024						TOTAL
	Fire and property damage	Marine, aviation and transport	Motor	Accident and Health	Miscellaneous		
	Rupees in thousand						
Wakala Fee	66,030	39,645	127,541	54,152	16,469	303,837	
Commission expense	(32,511)	(19,156)	(20,660)	(2,736)	(4,132)	(79,214)	
Management expenses	(23,337)	(14,266)	(74,400)	(35,797)	(6,589)	(156,389)	
Segment result	10,182	6,224	32,461	15,619	3,748	68,234	
Mudarib's share of PTF investment income						17,406	
Investment income						41,969	
Other income						8,908	
Other expenses						(680)	
Profit for the year						135,837	
	As at 31 December 2024						
Segment assets	46,932	20,870	72,898	37,544	9,543	187,787	
Unallocated assets						360,342	
						568,129	
Segment liabilities	39,065	8,056	84,318	65,656	8,555	205,850	
Unallocated liabilities						38,777	
Total liabilities						244,627	

ASKARI GENERAL INSURANCE COMPANY LIMITED - WINDOW TAKAFUL OPERATIONS  
**NOTES TO AND FORMING PART OF THE FINANCIAL STATEMENTS**  
 FOR THE YEAR ENDED 31 DECEMBER 2025

32 FAIR VALUE OF FINANCIAL INSTRUMENTS

The following table shows the carrying amounts and fair values of financial assets and financial liabilities, including their levels in the fair value hierarchy for financial instruments measured at fair value. It does not include fair value information for financial assets and financial liabilities not measured at fair value if the carrying amount is a reasonable approximation of fair value.

32.1 Operator's Fund	2025							
	Held-for-trading	Available-for-sale	Loans and receivables	Other financial liabilities	Total	Level 1	Level 2	Level 3
Rupees in thousand								
<b>Financial assets measured at fair value</b>								
Investment at fair value through profit and loss	292,352	-	-	-	292,352	292,352	-	-
Investment at available for sale	-	74,403	-	-	74,403	69,192	-	5,211
<b>Financial assets not measured at fair value</b>								
Cash and bank deposits	-	-	65,026	-	65,026	-	-	-
Loans and other receivables*	-	-	6,436	-	6,436	-	-	-
Receivable from PTF	-	-	176,390	-	176,390	-	-	-
<b>Financial liabilities not measured at fair value</b>								
Takaful / Retakaful payables*	-	-	-	(1,154)	(1,154)	-	-	-
Other creditors and accruals*	-	-	-	(48,539)	(48,539)	-	-	-
Unearned wakala fees*	-	-	-	(202,713)	(202,713)	-	-	-
	292,352	74,403	247,852	(252,406)	362,201	361,544	-	5,211

ASKARI GENERAL INSURANCE COMPANY LIMITED - WINDOW TAKAFUL OPERATIONS  
**NOTES TO AND FORMING PART OF THE FINANCIAL STATEMENTS**  
 FOR THE YEAR ENDED 31 DECEMBER 2025

2024								
	Held-for-trading	Available-for-sale	Loans and receivables	Other financial liabilities	Total	Level 1	Level 2	Level 3
Rupees in thousand								
<b>Financial assets not measured at fair value</b>								
Investment at fair value through profit and loss	254,702	-	-	-	254,702	254,702	-	-
Investment at available for sale		72,621	-	-	72,621	67,410	-	5,211
<b>Financial assets not measured at fair value</b>								
Cash and bank deposits	-	-	31,419	-	31,419	-	-	-
Loans and other receivables*	-	-	16,222	-	16,222	-	-	-
Receivable from PTF	-	-	146,888	-	146,888	-	-	-
<b>Financial liabilities not measured at fair value</b>								
Takaful / Retakaful payables*	-	-	-	(612)	(612)	-	-	-
Other creditors and accruals*	-	-	-	(41,385)	(41,385)	-	-	-
Unearned wakala fees*	-	-	-	(169,065)	(169,065)	-	-	-
	254,702	72,621	194,529	(211,062)	310,790	322,112	-	5,211

ASKARI GENERAL INSURANCE COMPANY LIMITED - WINDOW TAKAFUL OPERATIONS  
**NOTES TO AND FORMING PART OF THE FINANCIAL STATEMENTS**  
 FOR THE YEAR ENDED 31 DECEMBER 2025

32.2	Participants' Takaful Fund	2025							
		Held-for-trading	Available-for-sale	Loans and receivables	Other financial liabilities	Total	Level 1	Level 2	Level 3
Rupees in thousand									
<b>Financial assets measured at fair value</b>									
	Investment at fair value through profit and loss	291,894	-	-	-	291,894	291,894	-	-
	Investment at available for sale		25,248	-	-	25,248	20,037	-	5,211
<b>Financial assets not measured at fair value</b>									
	Cash and bank deposits	-	-	86,693	-	86,693	-	-	-
	Takaful/Retakaful receivable*	-	-	404,572	-	404,572	-	-	-
	Retakaful recoveries against outstanding claims*	-	-	-	134,675	134,675	-	-	-
	Deferred wakala fee*	-	-	-	202,713	202,713	-	-	-
<b>Financial liabilities not measured at fair value</b>									
	Provision for outstanding claims (including IBNR)*	-	-	-	(315,530)	(315,530)	-	-	-
	Takaful / Retakaful payables*	-	-	-	(107,086)	(107,086)	-	-	-
	Payable to OPF	-	-	-	(176,390)	(176,390)	-	-	-
	Other creditors and accruals*	-	-	-	(4,810)	(4,810)	-	-	-
		291,894	25,248	491,265	(266,428)	541,979	311,931	-	5,211

ASKARI GENERAL INSURANCE COMPANY LIMITED - WINDOW TAKAFUL OPERATIONS  
**NOTES TO AND FORMING PART OF THE FINANCIAL STATEMENTS**  
 FOR THE YEAR ENDED 31 DECEMBER 2025

2024								
	Held-for-trading	Available-for-sale	Loans and receivables	Other financial liabilities	Total	Level 1	Level 2	Level 3
Rupees in thousand								
<b>Financial assets measured at fair value</b>								
Investment at fair value through profit and loss	259,219	-	-	-	259,219	259,219	-	-
Investment at available for sale	-	109,540	-	-	109,540	104,329	-	5,211
<b>Financial assets not measured at fair value</b>								
Cash and bank deposits	-	-	269,112	-	269,112	-	-	-
Takaful/Retakaful receivable*	-	-	306,119	-	306,119	-	-	-
Retakaful recoveries against outstanding claims*	-	-	-	90,468	90,468	-	-	-
Deferred wakala fee*	-	-	-	169,065	169,065	-	-	-
<b>Financial liabilities not measured at fair value</b>								
Provision for outstanding claims (including IBNR)*	-	-	-	(198,169)	(198,169)	-	-	-
Takaful / Retakaful payables*	-	-	-	(149,524)	(149,524)	-	-	-
Payable to OPF	-	-	-	(146,888)	(146,888)	-	-	-
Other creditors and accruals*	-	-	-	(5,765)	(5,765)	-	-	-
	259,219	109,540	575,231	(240,813)	703,177	363,548	-	5,211

\* The Operator has not disclosed the fair value of these items because their carrying amounts are a reasonable approximation of fair value.

Fair value is an amount for which an asset could be exchanged, or a liability settled between knowledgeable willing parties in an arm's length transaction.

Consequently, differences may arise between the carrying values and the fair values estimates.

The Operator measures fair values using the following fair value hierarchy that reflects the significance of the inputs used in making the measurements:

Level 1: Fair value measurements using quoted prices (unadjusted) in active markets for identical assets or liabilities.

Level 2: Fair value measurements using inputs other than quoted prices included within Level 1 that are observable for the asset or liability, either directly (i.e. as prices) or indirectly (i.e. derived from prices).

Level 3: Fair value measurements using inputs for the asset or liability that are not based on observable market data (i.e. unobservable inputs).

ASKARI GENERAL INSURANCE COMPANY LIMITED - WINDOW TAKAFUL OPERATIONS  
**NOTES TO AND FORMING PART OF THE FINANCIAL STATEMENTS**  
 FOR THE YEAR ENDED 31 DECEMBER 2025

33	STATEMENT OF SOLVENCY	Participants' Takaful Fund	
		2025	2024
Assets		Rupees in thousand	
	Investment		
	Equity securities	312,142	363,759
	Debt securities	5,000	5,000
	Loans and other receivables	2,445	3,585
	Takaful/Retakaful receivables	404,572	306,119
	Deferred wakala fee	202,713	169,065
	Salvage recoveries accrued	10,865	7,179
	Retakaful recoveries against outstanding claims	134,675	90,468
	Accrued investment income	199	723
	Tax deducted at source	121	-
	Prepayments	196,508	100,747
	Cash & Bank	86,693	269,112
	<b>Total Assets (A)</b>	<b>1,355,933</b>	<b>1,315,757</b>
	<b>In-admissible assets as par following clauses of section 32 (2) of the Insurance Ordinance, 2000</b>		
	Takaful and retakaful receivable for more than three months	34,603	70,419
	Receivable from related parties	7,570	5,446
	<b>Total In-admissible Assets (B)</b>	<b>42,173</b>	<b>75,865</b>
	<b>Total Admissible Assets (C=A-B)</b>	<b>1,313,760</b>	<b>1,239,892</b>
	<b>Total Liabilities</b>		
	Underwriting Provisions		
	Outstanding benefits including IBNR	315,530	198,169
	Unearned contribution reserves	588,566	495,483
	Unearned retakaful rebate	35,403	23,639
	Contribution received in advance	31,067	100,981
	Takaful/ Retakaful payable	107,086	149,524
	Payable to OPF / PTF	176,390	146,888
	Other creditors and accruals	25,649	23,451
	<b>Total Liabilities (D)</b>	<b>1,279,691</b>	<b>1,138,135</b>
	<b>Total Net Admissible Assets (E=C-D)</b>	<b>34,069</b>	<b>101,757</b>

ASKARI GENERAL INSURANCE COMPANY LIMITED - WINDOW TAKAFUL OPERATIONS  
**NOTES TO AND FORMING PART OF THE FINANCIAL STATEMENTS**  
 FOR THE YEAR ENDED 31 DECEMBER 2025

	Debt Available- for-sale	Equity securities		Total
		Available- for-sale	Fair value through P&L	
Rupees in thousand				
<b>34</b>	<b>MOVEMENT IN INVESTMENTS - OPF</b>			
At beginning of previous year	5,000	2,916	215,340	223,256
Additions / Re-investments	-	60,253	76,860	137,113
Disposals (sales and redemptions)	-	-	(30,000)	(30,000)
Fair value net gain/(loss)	-	4,452	(7,498)	(3,046)
<b>At beginning of current year</b>	<b>5,000</b>	<b>67,621</b>	<b>254,702</b>	<b>327,323</b>
Additions / Re-investments	-	116,462	158,555	275,017
Disposals (sales and redemptions)	-	(109,764)	(113,773)	(223,537)
Fair value net (loss)/gain	-	(4,916)	(7,132)	(12,048)
<b>At end of current year</b>	<b>5,000</b>	<b>69,403</b>	<b>292,352</b>	<b>366,755</b>
	Debt Available- for-sale	Equity securities		Total
		Available- for-sale	Fair value through P&L	
<b>35</b>	<b>MOVEMENT IN INVESTMENTS - PTF</b>			
At beginning of previous year	5,000	-	218,218	223,218
Additions / Re-investments	-	100,000	109,691	209,691
Disposals (sales and redemptions)	-	-	(66,794)	(66,794)
Fair value net gain/(loss)	-	4,540	(1,896)	2,644
<b>At beginning of current year</b>	<b>5,000</b>	<b>104,540</b>	<b>259,219</b>	<b>368,759</b>
Additions / Re-investments	-	125,988	283,453	409,441
Disposals (sales and redemptions)	-	(205,638)	(248,150)	(453,788)
Fair value net (loss)/gain	-	(4,642)	(2,628)	(7,270)
<b>At end of current year</b>	<b>5,000</b>	<b>20,248</b>	<b>291,894</b>	<b>317,142</b>

ASKARI GENERAL INSURANCE COMPANY LIMITED - WINDOW TAKAFUL OPERATIONS  
**NOTES TO AND FORMING PART OF THE FINANCIAL STATEMENTS**  
FOR THE YEAR ENDED 31 DECEMBER 2025

---

**36 MANAGEMENT OF TAKAFUL AND FINANCIAL RISK**

**36.1 Takaful risk**

The principal risk that is faced under takaful contracts is the possibility that the covered event occurs, the uncertainty of the amount of the resulting claims i.e. the frequency and severity of claims and that the actual claims and benefit payments exceed the carrying amount of the takaful liabilities. By the very nature of the takaful contract, this risk is random and therefore unpredictable. The objective of the Operator is to ensure that sufficient reserves are available to cover these liabilities.

The Operator manages these risks through its underwriting strategy, adequate retakaful arrangements and proactive claims handling. The underwriting strategy aims to minimize takaful risks with a balanced mix and spread of business classes and by observing underwriting guidelines and limits. The Operator underwrites mainly property, motor, marine cargo and transportation and other miscellaneous business. These classes of takaful are generally regarded as short-term takaful contracts where claims are normally intimated and settled within a short time span, usually one year. This helps to mitigate takaful risk.

Underwriting limits are in place to enforce appropriate risk selection criteria. For example, the Operator has the right not to renew individual policies, it can impose deductibles and it has the right to reject the payment of a fraudulent claim. For large risks, particularly in property segment of business, risk inspections are carried out before accepting the risks. Similarly, in case of large risks, annual renewals are also preceded by on-site surveys. Where needed, risk mitigation measures are identified and communicated to the clients to improve the risk to an acceptable level.

Retakaful arrangements in place include treaty and facultative arrangements, on proportional and non-proportional basis and also include catastrophe cover. The effect of such retakaful arrangements is that the PTF may not suffer ultimate net takaful losses beyond the PTF's risk appetite in any one year.

The Operator's arrangement of retakaful is diversified such that it is neither dependent on a single retakaful operator nor the operations of the Operator are substantially dependent upon any single retakaful contract. The Operator obtains retakaful cover only from companies with sound financial health.

**a) Frequency and severity of claims**

The frequency and severity of claims can be affected by several factors like political violence, environmental and economical, atmospheric disturbances, natural disasters, concentration of risks, civil riots etc. The Operator manages these risk through the measures described above. The Operator has limited its exposure to catastrophic and riot events by use of retakaful arrangements.

The Operator also monitors concentration of risk by evaluating multiple risks covered in the same geographical location. For fire and property risk a particular building and neighbouring buildings, which could be affected by a single claim incident, are considered as a single location. For earthquake risk, a complete city is classified as a single location. Similarly, for marine risk, multiple risks covered in a single vessel voyage are considered as a single risk while assessing concentration of risk. The Operator evaluates the concentration of exposures to individual and cumulative takaful risks and establishes its retakaful policy to reduce such exposures to levels acceptable to the Operator. The concentration of risk by type of contracts is summarized below by reference of liabilities.

ASKARI GENERAL INSURANCE COMPANY LIMITED - WINDOW TAKAFUL OPERATIONS  
**NOTES TO AND FORMING PART OF THE FINANCIAL STATEMENTS**  
 FOR THE YEAR ENDED 31 DECEMBER 2025

2025	Gross sum takaful	Sum Retakaful	Net
Rupees in thousand			
Fire and property damage	247,916,159	202,289,527	45,626,632
Marine, aviation and transport	273,724,989	211,165,726	62,559,262
Motor	37,616,868	1,523,344	36,093,524
Miscellaneous	60,420,434	49,543,551	3,599,234
Health	31,678,568	-	12,866,229
	651,357,018	464,522,148	160,744,882

2024	Gross sum takaful	Sum Retakaful	Net
Rupees in thousand			
Fire and property damage	235,167,489	208,904,575	26,262,914
Marine, aviation and transport	227,140,725	172,535,406	54,605,319
Motor	26,132,622	880,109	25,252,513
Miscellaneous	16,852,863	13,253,629	3,599,234
Health	12,866,229	-	12,866,229
	518,159,928	395,573,719	122,586,209

The Operator's class wise major gross risk exposure is as follows:

Class of business	2025	2024
	Rupees in thousand	
Fire and property damage	2,730,016	6,078,316
Marine, aviation and transport	10,000,000	10,000,000
Motor	3,628,362	2,447,128
Miscellaneous	2,008,220	622,355

Since the Operator operates in Pakistan only, hence, all the takaful risks relate to policies written in Pakistan.

ASKARI GENERAL INSURANCE COMPANY LIMITED - WINDOW TAKAFUL OPERATIONS  
**NOTES TO AND FORMING PART OF THE FINANCIAL STATEMENTS**  
FOR THE YEAR ENDED 31 DECEMBER 2025

---

**b) Sources of uncertainty in estimation of future claim payments**

The key source of estimation uncertainty at the balance sheet date relates to valuation of outstanding claims, whether reported or not, and includes expected claims settlement costs. Considerable judgment by management is required in the estimation of amounts due to policyholders arising from claims made under takaful contracts. Such estimates are necessarily based on assumptions about several factors involving varying and possibly significant degrees of judgment and uncertainty and actual results may differ from management's estimates resulting in future changes in estimated liabilities. Qualitative judgments are used to assess the extent to which past trends may not apply in the future, for example one-off occurrence, changes in market factors such as public attitude to claiming and economic conditions. Judgment is further used to assess the extent to which external factors such as judicial decisions and government legislation affect the estimates.

In particular, estimates have to be made both for the expected ultimate cost of claims reported at the balance sheet date and for the expected ultimate cost of claims incurred but not reported (IBNR) at the balance sheet date. The details of estimation of outstanding claims (including IBNR) are given under note 3.7.

**c) Key assumptions**

The principle assumption underlying the liability estimation of IBNR and Premium Deficiency Reserves is that the Company's future claim development will follow similar historical pattern for occurrence and reporting. The management uses qualitative judgement to assess the extent to which past occurrence and reporting pattern will not apply in future. The judgement includes external factors e.g. treatment of one-off occurrence claims, changes in market factors, economic conditions, etc.

**d) Changes in assumptions**

The Company did not change its assumptions for the insurance contracts as disclosed in above (b) and (c).

**e) Sensitivity analysis**

The Operator believes that the claim liabilities under takaful contracts outstanding at the year end are adequate. However, these amounts are not certain and actual payments may differ from the claims liabilities provided in the financial statements. The impact on the PTF surplus of the changes in the claim liabilities net of retakaful is analysed below. The sensitivity to changes in claim liabilities net of retakaful is determined separately for each class of business while keeping all other assumptions constant.

ASKARI GENERAL INSURANCE COMPANY LIMITED - WINDOW TAKAFUL OPERATIONS  
**NOTES TO AND FORMING PART OF THE FINANCIAL STATEMENTS**  
 FOR THE YEAR ENDED 31 DECEMBER 2025

	Participants' Takaful Fund Revenue		Participants' Takaful Fund Equity	
	2025	2024	2025	2024
<b>10% increase in loss</b>	<b>Rupees in thousand</b>			
Fire and property damage	1,187	1,306	724	797
Marine aviation and transport	2,080	1,426	1,269	870
Motor	7,681	5,377	4,685	3,280
Health	6,369	2,008	3,885	1,225
Miscellaneous	770	653	470	398
	<b>18,087</b>	<b>10,770</b>	<b>11,033</b>	<b>6,570</b>

A 10% decrease would have had equal but opposite effect on the profit and loss account and Participants' Takaful Fund Equity.

**f) Age-wise breakup of unclaimed Takaful benefits**

Particulars	Total amount	Age-wise Breakup				
		1 to 6 months	7 to 12 months	13 to 24 months	25 to 36 months	Beyond 36 months
		<b>Rupees in thousand</b>				
Claims not encashed	70,572	67,710	1,647	816	399	-

**36.2 Financial risk**

The Operator's activities expose it to a variety of financial risks: credit risk, liquidity risk and market risk (comprising of currency risk, profit rate risk and other price risk). The Operator's overall risk management policy focuses on the unpredictability of financial markets and seeks to minimize potential adverse effects on the Operator's financial performance.

The Board of Directors has overall responsibility for establishment and oversight of the Operator's risk management framework. There are Board Committees and Management Committees for developing and monitoring the risk management policies.

**36.3 Credit risk**

Credit risk is the risk, which arises with the possibility that one party to a financial instrument will fail to discharge its obligation and cause the other party to incur a financial loss. The management monitors exposure to credit risk through regular review of credit exposure, undertaking transactions with a large number of counter parties in various industries and by continually assessing the credit worthiness of counter parties.

Concentration of credit risk arises when a number of counterparties have a similar type of business activities. As a result, any change in economic, political or other conditions would affect their ability to meet contractual obligations in similar manner. Due to the nature of financial assets, the Operator believes it is not exposed to any major concentration of credit risk.

ASKARI GENERAL INSURANCE COMPANY LIMITED - WINDOW TAKAFUL OPERATIONS  
**NOTES TO AND FORMING PART OF THE FINANCIAL STATEMENTS**  
 FOR THE YEAR ENDED 31 DECEMBER 2025

The carrying amounts of the following financial assets represent the Operator's maximum exposure to credit risk:

	Operator's Fund		Participants' Takaful Fund	
	2025	2024	2025	2024
	Rupees in thousand			
Bank deposits	65,026	31,419	86,693	269,112
Investments	366,755	327,323	317,142	368,759
Loans and Other Receivables	6,436	16,222	2,445	3,585
Takaful/Retakaful receivable	-	-	404,572	306,119
Retakaful recoveries against outstanding claims	-	-	134,675	90,468
Salvage recoveries accrued	-	-	10,865	7,179
Receivable from PTF	176,390	146,888	-	-
	614,607	521,852	956,392	1,045,222

The Operator does not hold any collateral against the above balances. Past due policies were not impaired as they relate to the number of policy holders and other Takaful/ retakaful operators for whom there is no recent history of default. The age analysis of gross receivables is as follows:

a)	Operator's Fund	2025			2024		
		Due from Other takaful/retakaful Operators	Loans and other receivables	Aggregate	Due from Other takaful/retakaful Operators	Loans and other receivables	Aggregate
		Rupees in thousand					
	Upto 1 year	-	6,436	6,436	-	16,222	16,222
		-	6,436	6,436	-	16,222	16,222

ASKARI GENERAL INSURANCE COMPANY LIMITED - WINDOW TAKAFUL OPERATIONS  
**NOTES TO AND FORMING PART OF THE FINANCIAL STATEMENTS**  
 FOR THE YEAR ENDED 31 DECEMBER 2025

b) Participants' takaful fund	2025				
	Due from takaful contract holders	Due from other takaful/retakaful operators	Retakaful recoveries against outstanding claims	Loans and other receivables	Aggregate
	Rupees in thousand				
Upto 1 year	389,321	6,848	106,445	2,445	505,059
1-2 years	6,141	1,654	18,299	-	26,094
2-3 years	608	761	3,587	-	4,956
Over 3 years	-	216	6,344	-	6,560
	396,070	9,479	134,675	2,445	542,669

	2024				
	Due from takaful contract holders	Due from other takaful/retakaful operators	Retakaful recoveries against outstanding claims	Loans and other receivables	Aggregate
	Rupees in thousand				
Upto 1 year	290,049	4,366	72,673	3,585	370,673
1-2 years	9,314	2,415	5,690	-	17,419
2-3 years	3,867	-	4,813	-	8,680
Over 3 years	106	977	7,292	-	8,375
	303,336	7,758	90,468	3,585	405,147

The credit quality of Operator's bank balances and deposits can be assessed with reference to external credit ratings as follows:

Financial institution	Rating		Rating agency	Operator's Fund		Participants' Takaful Fund	
	Short term	Long term		2025	2024	2025	2024
	Rupees in thousand						
Askari Islamic Bank	A1+	AA+	PACRA	30,534	28,374	4,405	11,732
Meezan Bank	A1+	AAA	JCR-VIS	2,032	1,340	74,620	140,558
The Bank of Khyber	A1	A+	PACRA	32,329	1,570	3,796	114,413
Al Barka Bank Ltd	A1	A+	JCR-VIS	125	122	5	4
Faysal Bank Ltd	A1+	AA	PACRA	-	-	2,627	1,339
Bank Al-Habib Ltd	A1+	AAA	PACRA	6	13	-	-
Zari Taraqiyati Bank	A1+	AAA	JCR-VIS	-	-	6	1
				65,026	31,419	85,460	268,047

ASKARI GENERAL INSURANCE COMPANY LIMITED - WINDOW TAKAFUL OPERATIONS  
**NOTES TO AND FORMING PART OF THE FINANCIAL STATEMENTS**  
 FOR THE YEAR ENDED 31 DECEMBER 2025

The management monitors exposure to credit risk in contribution receivable from customers through regular review of credit exposure and prudent estimates of provisions for doubtful receivables.

The credit quality of amount due from other takaful & retakaful operators and retakaful recoveries against outstanding claims can be assessed with reference to external credit ratings as follows:

**b) Participants' takaful fund**

	2025		2024	
	Other Takaful / Retakaful Receivable	Retakaful recoveries against Outstanding claims	Other Takaful / Retakaful Receivable	Retakaful recoveries against Outstanding claims
	Rupees in thousand			
A or above	9,479	134,675	7,758	90,468
	9,479	134,675	7,758	90,468

**36.4 Liquidity risk**

Liquidity risk is the risk that the Operator will encounter difficulty in meeting its obligations associated with financial liabilities. In respect of major loss event, there is also a liquidity risk associated with the timing differences between gross cash outflows and expected retakaful recoveries.

The objective of the Operator's liquidity management process is to ensure, as far as possible, that it will always have sufficient liquidity to meet its claim and other liabilities when due under both normal and stressed conditions without incurring unacceptable losses or risking damage to the Operator's reputation. It includes measuring and monitoring the future cash flows on daily, monthly and quarterly basis, maintaining sufficient cash reserves in bank accounts and a portfolio of highly marketable financial assets that can be easily liquidated in the event of an unforeseen interruption to cash flows.

The table below provides the maturity analysis of the Operator's liabilities as at balance sheet date. The contractual maturities of these liabilities at the year end have been determined on the basis of the remaining period at the balance sheet date to the contractual maturity date. Financial liabilities not having a contractual maturity are assumed to mature on the expected date on which these liabilities will be settled.

ASKARI GENERAL INSURANCE COMPANY LIMITED - WINDOW TAKAFUL OPERATIONS  
**NOTES TO AND FORMING PART OF THE FINANCIAL STATEMENTS**  
 FOR THE YEAR ENDED 31 DECEMBER 2025

	2025			
	Carrying amount	Contractual cash flows	Up to one year	More than one year
	Rupees in thousand			
<b>Financial Liabilities - OPF</b>				
Other creditors and accruals	48,539	48,539	48,539	-
Takaful/retakaful payable	1,154	1,154	1,154	-
	49,693	49,693	49,693	-
<b>Financial Liabilities - PTF</b>				
Provision for Outstanding Claims (including IBNR)	315,530	315,530	315,530	-
Takaful/retakaful payable	107,086	107,086	107,086	-
Wakala fees payable	169,937	169,937	169,937	-
Other creditors and accruals	4,810	4,810	4,810	-
	597,363	597,363	597,363	-
	2024			
	Carrying amount	Contractual cash flows	Up to one year	More than one year
	Rupees in thousand			
<b>Financial Liabilities - OPF</b>				
Other creditors and accruals	41,385	41,385	41,385	-
Takaful/retakaful payable	612	612	612	-
	41,997	41,997	41,997	-
<b>Financial Liabilities - PTF</b>				
Provision for Outstanding Claims (including IBNR)	198,169	198,169	198,169	-
Takaful/retakaful payable	149,524	149,524	149,524	-
Wakala fees payable	143,118	143,118	143,118	-
Other creditors and accruals	5,765	5,765	5,765	-
	496,576	496,576	496,576	-

### 36.5 Market risk

Market risk is the risk that the fair value or future cash flows of a financial instrument will fluctuate as a result of change in market prices such as profit rates, foreign exchange rates and equity prices.

The Operator limits market risk by maintaining a diversified portfolio and by continuous monitoring of developments in Government securities, equity and term finance certificates' markets. In addition, the Operator actively monitors the key factors that affect the underlying value of these securities.

ASKARI GENERAL INSURANCE COMPANY LIMITED - WINDOW TAKAFUL OPERATIONS  
**NOTES TO AND FORMING PART OF THE FINANCIAL STATEMENTS**  
 FOR THE YEAR ENDED 31 DECEMBER 2025

**36.6 Profit rate risk**

Profit rate risk is the risk that the fair value or future cash flows of financial instrument will fluctuate because of changes in market profit rates. The Operator has securities and deposits that are subject to profit rate risk. The Operator limits profit rate risk by monitoring changes in profit rates in the currencies in which its financial assets are denominated.

The Operator's financial liabilities are not exposed to profit rate risk. The information about Operator's exposure to profit rate risk based on contractual reprising or maturity dates whichever is earlier is as follows:

2025							
Effective rate % per annum	Profit bearing financial instruments			Non-profit bearing financial instruments			Total
	Maturity up to one year	Maturity after one year	Sub total	Maturity up to one year	Maturity after one year	Sub total	
Rupees in thousand							
<b>Financial assets</b>							
<b>Operator's Fund</b>							
Investments in equity securities	-	-	-	361,755	-	361,755	361,755
Investments in Sukuks	10.80% to 16.59%	-	5,000	5,000	-	-	5,000
Loans and other receivables	-	-	-	6,436	-	6,436	6,436
Takaful / re-takaful receivables	-	-	-	-	-	-	-
Receivable from PTF	-	-	-	176,390	-	176,390	176,390
Cash and bank	5.00% to 8.54%	65,026	-	65,026	-	-	65,026
		65,026	5,000	70,026	544,581	-	544,581
							614,607
<b>Participants' Takaful Fund</b>							
Investments in equity securities	-	-	-	312,142	-	312,142	312,142
Investments in Sukuks	10.80% to 16.59%	-	5,000	5,000	-	-	5,000
Loans and other receivables	-	-	-	2,445	-	2,445	2,445
Takaful / re-takaful receivables	-	-	-	404,572	-	404,572	404,572
Re-takaful recoveries against outstanding claims	-	-	-	134,675	-	134,675	134,675
Salvage recoveries accrued	-	-	-	10,865	-	10,865	10,865
Cash and bank	5.00% to 9.55%	85,460	-	85,460	1,233	-	86,693
		85,460	5,000	90,460	865,932	-	865,932
							956,392
<b>Financial liabilities</b>							
<b>Operator's Fund</b>							
Takaful / re-takaful payables	-	-	-	(1,154)	-	(1,154)	(1,154)
Other creditors and accruals	-	-	-	(48,539)	-	(48,539)	(48,539)
				(49,693)	-	(49,693)	(49,693)
<b>Participants' Takaful Fund</b>							
Outstanding claims including IBNR	-	-	-	(315,530)	-	(315,530)	(315,530)
Payable to OPF	-	-	-	(176,390)	-	(176,390)	(176,390)
Takaful / re-takaful payables	-	-	-	(107,086)	-	(107,086)	(107,086)
Other creditors and accruals	-	-	-	(4,810)	-	(4,810)	(4,810)
				(603,816)	-	(603,816)	(603,816)

ASKARI GENERAL INSURANCE COMPANY LIMITED - WINDOW TAKAFUL OPERATIONS  
**NOTES TO AND FORMING PART OF THE FINANCIAL STATEMENTS**  
 FOR THE YEAR ENDED 31 DECEMBER 2025

2024							
Effective rate % per annum	Profit bearing financial instruments			Non-profit bearing financial instruments			Total
	Maturity up to one year	Maturity after one year	Sub total	Maturity up to one year	Maturity after one year	Sub total	
Rupees in thousand							
<b>Financial assets</b>							
<b>Operator's Fund</b>							
Investments in equity securities	-	-	-	322,323	-	322,323	322,323
Investments in Sukuks	16.09% to 25.05%	5,000	5,000	-	-	-	5,000
Loans and other receivables	-	-	-	16,222	-	16,222	16,222
Takaful / re-takaful receivables	-	-	-	-	-	-	-
Receivable from PTF	-	-	-	146,888	-	146,888	146,888
Cash and bank	4.75% to 12.42%	31,419	31,419	-	-	-	31,419
		31,419	5,000	36,419	485,433	-	485,433
							521,852
<b>Participants' Takaful Fund</b>							
Investments in equity securities	-	-	-	363,759	-	363,759	363,759
Investments in Sukuks	16.09% to 25.05%	5,000	5,000	-	-	-	5,000
Loans and other receivables	-	-	-	3,585	-	3,585	3,585
Takaful / re-takaful receivables	-	-	-	306,119	-	306,119	306,119
Re-takaful recoveries against outstanding claims	-	-	-	90,468	-	90,468	90,468
Salvage recoveries accrued	-	-	-	7,179	-	7,179	7,179
Cash and bank	4.75% to 12.42%	268,048	268,048	1,064	-	1,064	269,112
		268,048	5,000	273,048	772,174	-	772,174
							1,045,222
<b>Financial liabilities</b>							
<b>Operator's Fund</b>							
Takaful / re-takaful payables	-	-	-	(612)	-	(612)	(612)
Other creditors and accruals	-	-	-	(41,385)	-	(41,385)	(41,385)
		-	-	(41,997)	-	(41,997)	(41,997)
<b>Participants' Takaful Fund</b>							
Outstanding claims including IBNR	-	-	-	(198,169)	-	(198,169)	(198,169)
Payable to OPF	-	-	-	(146,888)	-	(146,888)	(146,888)
Takaful / re-takaful payables	-	-	-	(149,524)	-	(149,524)	(149,524)
Other creditors and accruals	-	-	-	(5,765)	-	(5,765)	(5,765)
		-	-	(500,346)	-	(500,346)	(500,346)

ASKARI GENERAL INSURANCE COMPANY LIMITED - WINDOW TAKAFUL OPERATIONS  
**NOTES TO AND FORMING PART OF THE FINANCIAL STATEMENTS**  
 FOR THE YEAR ENDED 31 DECEMBER 2025

#### Cash flow sensitivity analysis for variable rate instruments

The Operator is exposed to cash flow profit rate risk in respect of its cash and bank balances and Sukuk bonds. In case of 100 basis points (bp) increase / decrease in profit rates at period end, assuming that all other variables remain constant, the net income and accumulated profit would have been higher / lower approximately by Rs 0.65 million (2024: Rs 0.31 million) in Operators' fund. Similarly, in case of Participants' Takaful Fund the net income and balance of Waqf / PTF would have been higher / lower approximately by Rs 0.85 million (2024: Rs. 2.68 million).

#### 36.7 Price risk

Price risk is the risk that the fair value or future cash flows of financial instrument will fluctuate because of changes in market prices (other than those arising from profit rate risk or currency risk), whether those changes are caused by factors specific to the individual financial instrument or its issuer, or factors affecting all similar financial instruments traded in the market.

The following table summarises the Company's price risk as at December 31, 2025 and 2024. It shows the effects of an estimated increase of 10% in the market prices as on those dates. A decrease of 10% in the fair values of equity securities would affect it in a similar and opposite manner.

	Fair value	Price change	Effect on fair value
	Rupees in thousand		Rupees in thousand
<b>Operator's Fund</b>			
December 31, 2025	361,755	+10%	36,176
	361,755	-10%	(36,176)
December 31, 2024	322,323	+10%	32,232
	322,323	-10%	(32,232)
<b>Participants' Takaful Fund</b>			
December 31, 2025	312,142	+10%	31,214
	312,142	-10%	(31,214)
December 31, 2024	363,759	+10%	36,376
	363,759	-10%	(36,376)

#### 36.8 Fair value

The fair value of all major financial assets is estimated to be not significantly different from their carrying values.

#### 37 CORRESPONDING FIGURES

Corresponding figures have been rearranged and reclassified, wherever considered necessary, for the purposes of comparison and to reflect the substance of the transactions.

#### 38 DATE OF AUTHORISATION FOR ISSUE

These financial statements were authorized for issue by the Board of Directors on its meeting held on 16 March 2026.

Suleman Khalid  
Chief Financial Officer

Abdul Waheed  
President & Chief Executive

Malik Riffat Mahmood  
Director

Maj Gen Muhammad Ahmed Malik (Retd)  
Director

Maj Gen Syed Anis Akbar (Retd)  
Chairman

# PATTERN OF SHAREHOLDING

## AS AT 31 DECEMBER 2025

No. of Shareholders	From	To	Shares Held	Percentage
426	1	100	14878	0.0148
666	101	500	237806	0.2362
202	501	1000	157596	0.1566
390	1001	5000	960587	0.9543
84	5001	10000	602539	0.5986
48	10001	15000	604270	0.6003
25	15001	20000	447961	0.4450
17	20001	25000	383176	0.3807
14	25001	30000	392729	0.3901
9	30001	35000	298744	0.2968
4	35001	40000	148569	0.1476
7	40001	45000	301262	0.2993
7	45001	50000	338513	0.3363
6	50001	55000	317424	0.3153
2	55001	60000	112000	0.1113
4	60001	65000	250241	0.2486
3	65001	70000	203192	0.2019
4	70001	75000	282524	0.2807
1	80001	85000	83050	0.0825
3	85001	90000	260348	0.2586
4	95001	100000	391500	0.3889
1	100001	105000	101613	0.1009
1	115001	120000	117500	0.1167
1	120001	125000	121885	0.1211
2	125001	130000	255700	0.2540
1	135001	140000	140000	0.1391
1	140001	145000	143991	0.1430
2	155001	160000	316718	0.3146
1	160001	165000	164542	0.1635
1	175001	180000	177100	0.1759
1	180001	185000	184828	0.1836
1	195001	200000	197225	0.1959
1	200001	205000	205000	0.2037

# PATTERN OF SHAREHOLDING

## AS AT 31 DECEMBER 2025

No. of Shareholders	From	To	Shares Held	Percentage
1	210001	215000	211404	0.2100
1	225001	230000	226569	0.2251
1	245001	250000	246107	0.2445
2	250001	255000	505778	0.5024
1	260001	265000	263235	0.2615
1	275001	280000	280000	0.2782
1	295001	300000	300000	0.2980
2	305001	310000	615000	0.6110
1	310001	315000	315000	0.3129
1	315001	320000	318826	0.3167
1	335001	340000	335047	0.3328
1	500001	505000	504324	0.5010
1	555001	560000	559224	0.5555
1	630001	635000	633078	0.6289
1	695001	700000	700000	0.6954
1	705001	710000	709534	0.7049
1	745001	750000	745227	0.7403
1	805001	810000	807849	0.8025
1	925001	930000	925750	0.9197
2	970001	975000	1943335	1.9305
1	1175001	1180000	1176000	1.1683
1	1225001	1230000	1229846	1.2218
1	2115001	2120000	2117511	2.1036
1	2770001	2775000	2773366	2.7551
1	4645001	4650000	4645573	4.6150
1	8115001	8120000	8118335	8.0649
1	60540001	60545000	60541724	60.1432
1	5,700,001	5,705,000	5,701,303	7.9293
1	42,540,001	42,545,000	42,541,720	59.1663
<b>1970</b>		<b>Company Total</b>	<b>100662653</b>	<b>100.0000</b>

# PATTERN OF SHAREHOLDING

## AS AT 31 DECEMBER 2025

Particulars	No. of Shareholders	Shares Held	Percentage
Individual	1943	30,057,830	29.86%
Financial Institutions	1	4,562	0.00%
Mutal funds	1	972,288	0.97%
Charitable trust	4	60,624,343	60.23%
Others	21	9,003,630	8.94%
<b>Total</b>	<b>1,970</b>	<b>100,662,653</b>	<b>100%</b>
<b>Associated companies, undertakings &amp; related parties</b>			
Army Welfare Trust	4	60,624,343	60.23%
<b>Directors, CEO, their spouse &amp; minor children</b>			
Lt Gen Nauman Mahmood (Retd)	1	4,929	0.00%
Rizwan Ullah Khan (Retd)	1	1,292	0.00%
Maj Gen Kamran Ali (Retd)	1	4,929	0.00%
Brig Salman Nazar (Retd)	1	4,929	0.00%
Malik Riffat Mahmood	1	1,292	0.00%
Mohammad Munir Malik	1	1,015	0.00%
Saima Akbar Khattak	1	700	0.00%
Imran Iqbal	1	745,227	0.74%
		<b>764,313</b>	
<b>Banks, Development Financial Institutions, Non Banking Financial Institutions, Insurance Companies, Modarabas &amp; pension funds (other than specified above)</b>			
Escorts Investment Bank Limited	1	4,562	0.00%
<b>Mutual Funds</b>			
CDC - Trustee AKD Opportunity Fund	1	972,288	0.97%
<b>Shareholders holding five percent or more voting rights in the Company</b>			
Muhammad Iqbal	1	8,118,335	8.06%
Individuals - local	1,872	18,471,779	18.35%
Individuals - foreign	62	2,703,403	2.69%
others	21	9,003,630	8.94%
<b>Total</b>	<b>1,970</b>	<b>100,662,653</b>	<b>100.00%</b>

# NOTICE OF 31<sup>ST</sup> ANNUAL GENERAL MEETING

Notice is hereby given that the 31<sup>st</sup> Annual General Meeting (AGM) of the shareholders of Askari General Insurance Company Limited (the Company) will be held at Blue Lagoon, Rawalpindi on Tuesday, April 28th, 2026, at 10:30 a.m. to transact the following business:

## Ordinary Business:

1. To confirm the minutes of the Extra Ordinary General Meeting (EOGM) held on April 29th, 2025.
2. To receive, consider, approve and adopt the annual Audited Financial Statements (Consolidated and Unconsolidated) of the Company for the year ended December 31st, 2025, together with Chairman review, Directors' and Auditors' Reports thereon.

As required under section 223(7) of the Companies Act, 2017, the financial statements of the Company have been uploaded on the website of the Company which can be downloaded from the following link:

<https://www.agico.com.pk/reports.php>



3. To consider and approve payment of final cash dividend of 25% (Rs. 2.50 per share) as recommended by the Directors of the Company and also approve Interim Cash Dividends of 25% (Rs. 2.50 per share) already paid to the Shareholders for the year ended December 31st, 2025.
4. To appoint auditors for the year 2026 and to fix their remuneration. The Audit Committee and the Board of Directors have recommended reappointing Yousuf Adil & Co. Chartered Accountants as statutory auditors of the company.
5. To elect nine (9) Directors of the Company as fixed by the Board in their meeting held on 16th March 2026 in accordance with provision of section 159(1) of the Companies Act, 2017 for a period of three (3) years, commencing from 28th April 2026. The total strength of the Board of Directors of the Company shall be nine (09) elected directors and the President & CEO of the Company will be a deemed Director under section 188(3) of the Companies Act, 2017.

Following are the names of the retiring Directors, who are eligible for re-election:

- ◆ Maj Gen Syed Anis Akbar (Retd)
- ◆ Mr. Rizwan Ullah Khan
- ◆ Maj Gen Muhammad Ahmed Malik (Retd)
- ◆ Malik Riffat Mehmood
- ◆ Mr. M. Munir Malik
- ◆ Mr. Imran Iqbal
- ◆ Brig Salman Nazar (Retd)
- ◆ Ms. Saima Akbar Khattak

6. To transact any other business with permission of the Chairman.

Rawalpindi  
April 07, 2026,

By order of the Board



Waqas Ali  
Company Secretary

## IMPORTANT NOTES:

### 1. Participation by Shareholders

Arrangements have been made by the Company to facilitate the participation of the shareholders in AGM through online video conference, in-person participation or through appointed proxies. To avail this facility, the shareholders are requested to please provide below particulars to our Company Secretary Office of the Company at [cs@agico.com.pk](mailto:cs@agico.com.pk) before close of business hours on April 20th, 2026.

# NOTICE OF 31<sup>ST</sup> ANNUAL GENERAL MEETING

Folio/CDC Account No	Name	CNIC No.	Cell No.	Email Address
----------------------	------	----------	----------	---------------

The shareholders can also provide their comments/suggestions for the proposed agenda items of the AGM by email: [cs@agico.com.pk](mailto:cs@agico.com.pk).

## 2. Closure of Share Transfer Books

The Share Transfer Books of the Company will remain closed from April 21st, 2026, to April 28th, 2026 (both days inclusive). Transfers received at our Share Registrars, Messrs. THK Associate (Pvt.) Limited, 32-C Jami Commercial Street -2, DHA Phase 7, Karachi, at the close of business on April 20th, 2026, will be treated in time for the purposes of entitlement of members to the final cash dividend and for attending and voting at the AGM.

## 3. Change of Address

Members of the Company are requested to immediately notify the change in address if any, and ask for consolidation of the folio number, provided the member holds more than one folio, to the Share Registrar.

## 4. Deduction of Withholding Tax on the Amount of Dividend

Under Section 150 of the Income Tax Ordinance, 2001 withholding tax on dividend income will be deducted as follows:

For filers of Income Tax returns	15%
For non-filers of Income Tax returns	30%

To enable the Company to make tax deduction on the amount of cash dividend @ 15% instead of 30%, all the shareholders, including joint shareholders, whose names are not entered into the Active Tax-payers List (ATL) provided on the website of FBR, despite the fact that they, or their joint holders, are filers, are advised to make sure that their names are entered into ATL by the close of business on April 20th, 2026.

## 5. Exemption from Tax and Deduction of Zakat:

Shareholders, who intend to claim exemption from tax and/or zakat (where applicable), are advised to ensure that they have provided valid tax exemption certificates and zakat declaration to their respective broker/company's shares registrar before April 20th, 2026.

## 6. Taxation for Joint Shareholders

In order to ensure that holders of shares held in joint names or joint accounts are treated individually as filers or non-filers, all such shareholders are requested to provide shareholding proportions of principal shareholder and joint holder(s) in respect of shares held by them to our Share Registrar, on the address mentioned at end of notice, in writing before close of business on April 20th, 2026 as per format given below.

Name of Principal Shareholder/Joint Holders	Shareholding proportions (%)	CNIC No. (copy to be attached)	Folio / CDS Account No.	Total Shares	Signature
---	------------------------------	--------------------------------	-------------------------	--------------	-----------

**NOTE:** In the event of non-receipt of the information by April 20th, 2026, each shareholder will be assumed to have equal proportion of shares, and the tax will be deducted accordingly.

## 7. ELECTRONIC DIVIDEND MANDATE

Under section 242 of Companies Act, 2017, it is mandatory for all listed Companies to pay cash dividends to shareholders only through electronic mode directly into the bank account designated by the entitled shareholders. In order to receive dividend directly into their respective bank account, shareholders are requested (if not already provided) to fill in Bank Mandate Form for Electronic Credit of Cash Dividend produced below and also on the Company's website and send it duly signed along with a copy of CNIC to the Share Registrar of the Company, THK Associates (Pvt.) Ltd., 32-C Jami Commercial Street-2, DHA Phase 7, Karachi, Pakistan, in case of physical shares.

In case shares are held in CDC, electronic dividend mandate form must be directly submitted to shareholder's brokers / participant / CDC account services.

In case of non-receipt of information, the Company will be obliged to withhold payment of dividend to such shareholders till provision of prescribed details.

# NOTICE OF 31<sup>ST</sup> ANNUAL GENERAL MEETING

Name of Company	
Folio No	
Name of Shareholder	
CNIC	
Contact No	
Email Address	
International Bank Account Number (IBAN -24 digit) Mandatory	PK
Bank's Name	
Branch Name/Address	
New Mailing Address	

Please also note that in compliance with section 244 of the Companies Act, 2017, after completion of required procedure, all dividends unclaimed for a period of three years from the date due and payable shall be deposited with the Federal Government.

## 8. Transmission of the Annual Audited Financial Statements through QR-Enabled Code and E-mail:

The Annual Report, including the Financial Statements of the Company, can be viewed using the following QR-enabled code. The same will be shared via email in case an email address is provided by the members. A printed copy of the above referred Annual Report can be provided to members upon request.



## 9. Submission of Valid CNIC (Mandatory):

As per SECP directives, the dividend warrants of the shareholders whose valid CNICs, are not available with the Share Registrar could be withheld. All shareholders having physical shareholding are, therefore, advised to submit a photocopy of their valid CNICs immediately, if already not provided, to the Company's Share Registrar at the following address, THK Associates (Private) Limited, 32-C, Jami Commercial Street-2, DHA Phase 7, Karachi, without any further delay.

## 10. Conversion of Physical Shares into Book-Entry Form:

The Shareholders having physical shares may open CDC sub-account with any of the brokers or Investor Account directly with the Central Depository Company (CDC) of Pakistan Limited to have their physical shares converted into electronic form. This will facilitate them in many ways including safe custody and timely sale of shares. Additionally, Section 72 of the Companies Act, 2017 (Act) requires that after the commencement of the Act from a date notified by the Securities and Exchange Commission of Pakistan (SECP), a company having share capital, shall have shares in electronic form only. Every existing company shall be required to replace its physical shares with a book-entry form in a manner as may be specified and from the date notified by SECP, within a period not exceeding four years from the commencement of the Act.

## 11. Unclaimed Dividend

As per provision of Section 244 of the Act, any shares issued, or dividend declared by the Company which have remained unclaimed/unpaid for a period of three years from the date on which it was due and payable are required to be deposited with Securities and Exchange Commission of Pakistan for the credit of Federal Government after issuance of notices to the shareholders to file their claim.

Shareholders, who by any reason, could not claim their dividend, if any, are advised to contact our Share Registrar, THK Associates (Private) Limited, 32-C, Jami Commercial Street-2, DHA Phase 7, Karachi, to collect / enquire about their unclaimed dividend. In case, no claim is lodged with the company in the given time, the Company, after lapse of time period given in the notice in the newspaper, shall proceed to deposit the unclaimed/unpaid amount and shares with the Federal Government pursuant to the provision of Section 244(2) of the Act.

An updated list for unclaimed dividend/shares of the Company is available on the Company's website [www.agico.com.pk](http://www.agico.com.pk)

## 12. Availability of Audited Financial Statement on Company's Website:

The audited financial statements of the Company for the year ended December 31st, 2025, have been made available on the Company's website [www.agico.com.pk](http://www.agico.com.pk)

# NOTICE OF 31<sup>ST</sup> ANNUAL GENERAL MEETING

## SPECIAL NOTES

### A. For Attending the meeting:

- i. In case of individuals, the account holder or sub-account holder whose registration details are uploaded as per the Regulations shall authenticate his/her original valid Computerized National Identity Card (CNIC) or the original Passport at the time of attending the meeting.
- ii. The shareholders registered with CDC are also requested to bring their particulars, I.D numbers and account numbers to the CDS.
- iii. In the case of corporate entity, the Board of Directors' resolution/power of Attorney with specimen signature of the nominee shall be produced (unless it has been provided earlier) at the time of the meeting.

### B. For appointment of proxies:

- i. A Member entitled to attend and vote at the Annual General Meeting may appoint another person as his proxy to attend and vote for him/her. No person shall act as proxy, who is not a member of the Company except that Government of Pakistan/Corporate entity may appoint a person who is not a member of the Company. If the member is corporate entity (other than Government of Pakistan) its common seal should be affixed on the instrument.
- ii. A member shall not be entitled to appoint more than one proxy to attend anyone meeting. If any member appoints more than one proxy for anyone meeting and more than one instrument of the proxy is deposited with the company, all such instruments of proxy shall be rendered invalid. The instrument appointing a proxy duly completed, together with Power of Attorney or Board Resolution, if any, under which it is signed or a notarial certified copy thereof, should be deposited with the Company Secretary, Askari General Insurance Company Limited, 3rd Floor, AWT Plaza, The Mall, Rawalpindi, not later than 48 hours before the time of holding the meeting.
- iii. For attending the meeting and appointing proxies, CDC Account Holders will further have to follow the guidelines as laid down in Circular No. 1 of 2000 dated January 26, 2000, issued by Securities and Exchange Commission of Pakistan (SECP). The rights of the members and their proxies exercisable during meetings and all other relevant information are listed in section 137 of the Companies Act 2017, which can be easily accessed on the Securities and Exchange Commission of Pakistan (SECP) website.
- iv. In the case of individuals, the account holder or sub-account holder and/or the persons whose registration details are uploaded as per the Regulations shall submit the proxy form as per requirement notified by the Company.
- v. The proxy form shall be witnessed by two persons whose names, addresses and CNIC numbers shall be mentioned on the form.
- vi. Attested copies of CNIC or the passport of the beneficial owners and the proxy shall be furnished with the proxy form.
- vii. The proxy shall produce his/her original CNIC or original passport at the time of the meeting.
- viii. In case of corporate entity being a Member, the Board of Directors' resolution / power of attorney with specimen signature of the nominee / attorney shall have to be submitted (unless it has been provided earlier) along with the proxy form to the Company.

### 13. Election of Directors

The members are hereby notified that pursuant to Companies (Postal Ballot) Regulations, 2018, issued by the SECP, subject to the requirements of Section 143 and 144 of the Companies Act, 2017, SECP has directed all the listed companies to provide the right to vote through electronic voting facility and voting by post to the members on all business classified as special business and in case of election of directors, if the number of persons who offer themselves to be elected is more than the number of directors fixed under sub-section (1) of section 159 of the Act.

Accordingly, any member of the Company will be allowed to exercise their right to vote through e-voting facility or voting by post for the election of directors (if required) in its forthcoming AGM in accordance with the conditions mentioned in the aforesaid regulations.

### 14. Appointment of Scrutinizer

In accordance with the Regulation 11 of the Companies (Postal Ballot) Regulations, 2018 (the Regulations), the Board of the Company has appointed M/s MAZARS, M.F and Co. Chartered Accountants a QCR rated audit firm, to act as the Scrutinizer of the Company for the Election of Directors and to undertake other responsibilities as defined in Regulation 11A of the Regulations.

# NOTICE OF 31<sup>ST</sup> ANNUAL GENERAL MEETING

## STATEMENT OF MATERIAL FACTS UNDER SECTION 134(3) and SECTION 166 OF THE COMPANIES ACT, 2017

This statement sets out the material facts concerning ordinary business to be transacted at the AGM of the Company to be held on 28th April 2026.

### Ordinary Business

#### Agenda Item 5 – Election of Directors of the Company

In terms of section 159(1) of the Act, the Board has fixed the number of Directors at nine (09) through a resolution passed in the meeting of Board held on March 16th, 2026, to be elected in the AGM of the Company for a term of three (03) pursuant to the expiry of the present Directors term.

Independent Directors shall be selected in accordance with the provisions of the Act, the Listed Companies (Code of Corporate Governance) Regulations, 2019 and the Companies (Manner and Selection of Independent Directors) Regulations, 2018.

To safeguard the interest of the minority shareholders, any member can send his/her nomination for contesting the election in any of above-mentioned categories.

Any person who seeks to contest the election for the office of director of the Company shall file the following with the Company at its registered office:

- a) A Notice of his/her intention to offer himself/herself for election, fourteen (14) days before the date of the scheduled AGM under section 159(3) of the Act;
  - i. Consent to act as a director on Appendix to Form-9 of the Companies Regulations 2024, as required under section 167 of the Act;
  - ii. Copy of CNIC/Passport and NTN;
  - iii. Details of directorship offices held.
- iv. A detailed profile along with office address, for placement on the Company's website, in terms of SRO 1196(I)/2019 dated October 3, 2019, issued by Securities and Exchange Commission of Pakistan ("SECP");
- v. Declaration to be provided, confirming being compliant with the requirements of the Listed Companies (Code of Corporate Governance) Regulations, 2019 ("the Code") and the eligibility criteria, for a director under section 153 of the Act, any other provision of the Act and applicable laws and regulations.
- b) A director must be a member of the Company at the time of filing his / her consent for the contesting election of directors except a person representing a member, which is not a natural person.
- c) Independent directors will be elected in accordance with Sections 159 and 166 of the Companies Act, 2017 and shall meet the criteria laid down under Section 166 of the Companies Act, 2017 and the Companies (Manner and Selection of Independent Directors) Regulations, 2018. The following additional documents are required to be submitted by the candidates intending to contest the election as an independent director:
  - i. Declaration of independence under Regulation 6(3) of the Listed Companies (Code of Corporate Governance) Regulations, 2019;
  - ii. Undertaking on non-judicial stamp paper that he/she meets the requirements of Regulation 4(1) of the Companies (Manner and Selection of Independent Directors) Regulations, 2018.
- d) If the number of members who offer themselves is not more than the number of Directors to be elected, such members will be elected unopposed without the voting process.
- e) In case of election of Directors, if required, then schedule and procedure of postal ballot/electronic voting along with Postal Ballot for election of directors shall be published in newspaper and also placed on the Company's website i.e. [www.agico.com.pk](http://www.agico.com.pk) seven (7) days before the meeting.
- f) The final list of contesting Directors will be published in newspaper not later than seven (7) days before the date of the AGM, in terms of section 159 (4) of the Companies Act, 2017. Further, the website of the Company will also be updated with the required information.

### Contact Information:

For any query/problem/information, the shareholders may contact the Company Secretary and/or the Share Registrar at the following:

#### Company Representative

Company Secretary  
051- 8848206  
[cs@agico.com.pk](mailto:cs@agico.com.pk)

#### Shares Registrar

THK Associates (Private) Limited  
32-C, Jami Commercial Street-2,  
DHA Phase 7, Karachi

# 31 ویں سالانہ جنرل میٹنگ کا نوٹس

## خصوصی نوٹس

### A. اجلاس میں شرکت کے لیے:

2017 کے سیکشن 137 میں درج ہیں، جو سیکورٹیز اینڈ ایکسچینج کمیشن آف پاکستان (SECP) کی ویب سائٹ پر آسانی سے دستیاب ہیں۔

iv. افراد کی صورت میں، اکاؤنٹ ہولڈر یا سب اکاؤنٹ ہولڈر اور/یا وہ افراد جن کی رجسٹریشن کی تفصیلات قواعد کے مطابق اپ لوڈ کی گئی ہیں، کمپنی کی جانب سے نوٹیفائی کردہ ضروریات کے مطابق پراسی فارم جمع کرائیں گے۔

v. پراسی فارم دو گواہوں کے دستخط سے تصدیق شدہ ہونا چاہیے، جن کے نام، پتے اور شناختی کارڈ نمبر فارم پر درج کیے جائیں گے۔

vi. فائدہ اٹھانے والے مالکان اور پراسی کے تصدیق شدہ شناختی کارڈ (CNIC) یا پاسپورٹ کی کاپیاں پراسی فارم کے ساتھ جمع کروائی جائیں گی۔

vii. پراسی کو میٹنگ کے وقت اپنا اصل شناختی کارڈ (CNIC) یا اصل پاسپورٹ پیش کرنا ہوگا۔

viii. اگر کوئی کارپوریٹ ادارہ ممبر ہو، تو بورڈ آف ڈائریکٹرز کی قرارداد/پاور آف اٹارنی، جس میں نامزد کردہ نمائندے/ وکیل کے دستخط کا نمونہ شامل ہو، پراسی فارم کے ساتھ کمپنی کو جمع کروانا ہوگا (بشرطیکہ پہلے سے فراہم نہ کیا گیا ہو)۔

### رابطہ کی معلومات:

کسی بھی سوال/مسئلہ/معلومات کے لیے، شیئر ہولڈرز کمپنی سیکریٹری اور/یا شیئر رجسٹرار سے درج ذیل پتے پر رابطہ کر سکتے ہیں:

### کمپنی کا نمائندہ

کمپنی سیکریٹری

8848206-051

cs@agico.com.pk

### شیئر رجسٹرار

THK ایسوسی ایٹس (پرائیویٹ) لمیٹڈ

C-32، جامی کمرشل اسٹریٹ-2

ڈی ایچ اے فیئر 7، کراچی

i. افراد کے معاملے میں، اکاؤنٹ ہولڈر یا ذیلی اکاؤنٹ ہولڈر جن کی رجسٹریشن کی تفصیلات ضوابط کے مطابق اپ لوڈ کی گئی ہیں، میٹنگ میں شرکت کے وقت اپنے اصل درست کیپیوٹرائزڈ قومی شناختی کارڈ (CNIC) یا اصل پاسپورٹ کی توثیق کریں گے۔

ii. CDC کے ساتھ رجسٹرڈ شیئر ہولڈرز سے بھی درخواست کی جاتی ہے کہ وہ اپنی تفصیلات، شناختی نمبر اور اکاؤنٹ نمبر CDS میں لے کر آئیں۔

iii. کارپوریٹ ادارے کی صورت میں، نامزد کردہ فرد کے دستخطی نمونے کے ساتھ بورڈ آف ڈائریکٹرز کی قرارداد/پاور آف اٹارنی میٹنگ کے وقت پیش کی جائے (بشرطیکہ یہ پہلے فراہم نہ کی گئی ہو)۔

### B. وکیل (Proxy) کی تقرری کے لیے:

i. کوئی بھی رکن، جو سالانہ جنرل اجلاس میں شرکت اور ووٹ دینے کا حق رکھتا ہو، کسی دوسرے شخص کو اپنا وکیل (Proxy) مقرر کر سکتا ہے تاکہ وہ اس کی طرف سے اجلاس میں شرکت کرے اور ووٹ دے۔ کوئی بھی شخص جو کمپنی کا رکن نہ ہو، بطور وکیل (Proxy) عمل نہیں کر سکتا، سوائے اس کے کہ حکومت پاکستان یا کوئی کارپوریٹ ادارہ کسی ایسے شخص کو مقرر کر سکے جو کمپنی کا رکن نہ ہو۔ اگر رکن کوئی کارپوریٹ ادارہ ہو (حکومت پاکستان کے علاوہ)، تو وکالت نامے پر اس کا مشترکہ مہر (Seal Common) ثبت ہونا چاہیے۔

ii. کوئی بھی رکن کسی ایک اجلاس میں شرکت کے لیے ایک سے زیادہ وکیل مقرر کرنے کا مجاز نہیں ہوگا۔ اگر کوئی رکن کسی ایک اجلاس کے لیے ایک سے زیادہ وکیل مقرر کرتا ہے اور وکالت نامے کے ایک سے زیادہ دستاویزات کمپنی کے پاس جمع کراتا ہے، تو تمام ایسے وکالت نامے کا عدم تصور کیے جائیں گے۔ وکیل مقرر کرنے کا مکمل شدہ وکالت نامہ، بشمول پاور آف اٹارنی یا بورڈ کی قرارداد (اگر کوئی ہو) جس کے تحت یہ دستخط کیا گیا ہو یا اس کی نوٹری سے تصدیق شدہ کاپی، کمپنی سیکریٹری، عسکری جنرل انشورنس کمپنی لمیٹڈ، تیسری منزل، اے ڈبلیو بی بلازہ، دی مال، راولپنڈی میں اجلاس کے وقت سے کم از کم 48 گھنٹے قبل جمع کرایا جانا ضروری ہے۔

iii. اجلاس میں شرکت اور وکیل مقرر کرنے کے لیے، سی ڈی سی اکاؤنٹ ہولڈرز کو مزید وہ رہنما اصول پر عمل کرنا ہوگا جو سیکورٹیز اینڈ ایکسچینج کمیشن آف پاکستان (SECP) کی جانب سے 26 جنوری 2000 کو جاری کردہ سرکلر نمبر 1 آف 2000 میں درج ہیں۔ اراکین اور ان کے وکلاء کے حقوق، جو اجلاسوں کے دوران استعمال کیے جاسکتے ہیں، اور دیگر تمام متعلقہ معلومات کمپنیز ایکٹ

# 31 ویں سالانہ جنرل میٹنگ کا نوٹس

برائے کمپنیز ایکٹ 2017 کے سیکشن 72 کے مطابق، سیکورٹیز اینڈ ایکسچینج کمیشن آف پاکستان (SECP) کی جانب سے مقرر کردہ تاریخ کے بعد، جس کمپنی کے پاس شیئرز کمپنیل ہوگا، اس کے شیئرز صرف الیکٹرانک فارم میں ہونے چاہئیں۔ ہر موجودہ کمپنی کو SECP کی جانب سے مقرر کردہ طریقہ کار اور تاریخ کے مطابق، اپنی فزیکل شیئرز کو ایک-اینٹری فارم میں تبدیل کرنا ہوگا، اور یہ عمل ایکٹ کے آغاز سے چار سال کے اندر مکمل کرنا ضروری ہوگا۔

براہ کرم نوٹ کریں کہ کمپنیز ایکٹ 2017 کے سیکشن 244 کی تعمیل میں، مطلوبہ طریقہ کار مکمل ہونے کے بعد، تمام وہ ڈیویڈنڈز جو تین سال کی مدت تک غیر دعویدار رہیں گے، مقررہ تاریخ کے بعد وفاقی حکومت کے پاس جمع کروا دیے جائیں گے۔

## 7. کیو آر کوڈ اور ای میل کے ذریعے سالانہ آڈٹ شدہ مالیاتی بیانات کی ترسیل:

### 10. غیر دعویدار منافع

کمپنیز ایکٹ کے سیکشن 244 کے تحت، کمپنی کی جانب سے جاری کردہ کوئی بھی شیئرز یا منافع جو تین سال تک غیر دعویدار/غیر ادا شدہ رہے، انہیں قانونی تقاضے پورے کرنے کے بعد سیکورٹیز اینڈ ایکسچینج کمیشن آف پاکستان (SECP) میں جمع کروایا جائے گا تاکہ اسے وفاقی حکومت کے اکاؤنٹ میں منتقل کیا جاسکے۔ اس سے پہلے، شیئرز ہولڈرز کو اپنے کلیم دائر کرنے کے لیے نوٹس جاری کیا جائے گا۔

سالانہ رپورٹ، بشمول کمپنی کے مالیاتی بیانات، درج ذیل کیو آر کوڈ کے ذریعے دیکھی جاسکتی ہے۔ اگر اراکین کی جانب سے ای میل ایڈریس فراہم کیا گیا ہو تو وہی رپورٹ ای میل کے ذریعے بھی بھیجی جائے گی۔ مندرجہ بالا سالانہ رپورٹ کی پرنٹ شدہ کاپی درخواست پر اراکین کو فراہم کی جاسکتی ہے۔



## 8. درست شناختی کارڈ (CNIC) جمع کروانا (لازمی):

SECP کی ہدایات کے مطابق، وہ حصص یافتگان جن کے درست شناختی کارڈ (CNIC) شیئرز رجسٹرار کے پاس موجود نہیں ہیں، ان کے ڈیویڈنڈ وارنٹ روکے جاسکتے ہیں۔ لہذا، تمام وہ حصص یافتگان جو فزیکل شیئرز ہولڈنگ رکھتے ہیں، انہیں ہدایت کی جاتی ہے کہ اگر انہوں نے پہلے سے جمع نہیں کرایا تو فوراً اپنے درست شناختی کارڈ (CNIC) کی فوٹو کاپی کمپنی کے شیئرز رجسٹرار کے درج ذیل پتے پر جمع کرائیں:

THK Associates (Private) Limited,  
32-C, Jami Commercial Street-2,  
DHA Phase 7, Karachi

کسی بھی تاخیر سے بچنے کے لیے فوری طور پر عمل کریں۔

وہ شیئرز ہولڈرز جو کسی بھی وجہ سے اپنا منافع کلیم نہیں کر سکے، انہیں مشورہ دیا جاتا ہے کہ وہ ہمارے شیئرز رجسٹرار THK ایسوسی ایٹس (پرائیویٹ) لمیٹڈ، 32-C، جامی کمرشل اسٹریٹ-2، ڈی ایچ اے فیز 7، کراچی سے رابطہ کریں تاکہ اپنے غیر دعویدار منافع کے بارے میں معلومات حاصل کر سکیں یا اسے وصول کر سکیں۔ اگر مقررہ وقت میں کمپنی کے ساتھ کوئی دعویٰ داخل نہیں کیا جاتا، تو اخبار میں دیے گئے نوٹس میں درج مدت گزرنے کے بعد، کمپنی سیکشن 244(2) آف دی ایکٹ کے تحت غیر دعویدار/غیر ادا شدہ رقم اور شیئرز وفاقی حکومت کے پاس جمع کرانے کی کارروائی کرے گی۔

کمپنی کے غیر دعویدار منافع/شیئرز کی ایک تازہ ترین فہرست کمپنی کی ویب سائٹ پر دستیاب ہے۔

www.agico.com.pk

## 9. فزیکل شیئرز کو ایک آنٹری فارم میں تبدیل کرنے کے حوالے سے:

11. کمپنی کی ویب سائٹ پر آڈٹ شدہ مالیاتی گوشوارے دستیاب ہیں۔

کمپنی کے آڈٹ شدہ مالیاتی گوشوارے برائے سال 31 دسمبر 2024، کمپنی کی ویب سائٹ پر

دستیاب کر دیے گئے ہیں۔ www.agico.com.pk

حصص یافتگان جو فزیکل شیئرز رکھتے ہیں، وہ کسی بھی اشاک بروکر کے ساتھ سی ڈی سی سب اکاؤنٹ کھول سکتے ہیں یا براہ راست سینٹرل ڈیپازٹری کمپنی (CDC) آف پاکستان لمیٹڈ میں انویسٹر اکاؤنٹ کھول کر اپنے فزیکل شیئرز کو الیکٹرانک فارم میں تبدیل کروا سکتے ہیں۔ اس سے انہیں کئی فوائد حاصل ہوں گے، جن میں محفوظ تحویل اور شیئرز کی بروقت فروخت شامل ہیں۔ مزید

# 31 ویں سالانہ جنرل میٹنگ کا نوٹس

## 4. ڈیویڈنڈ کی رقم پرودہ ہولڈنگ ٹیکس کی کٹوتی

نوٹ: اگر 21 اپریل 2025 تک مطلوبہ معلومات موصول نہ ہوں تو ہر شیئر ہولڈر کو برابر تناسب میں شیئرز کا حامل تصور کیا جائے گا، اور اسی کے مطابق ٹیکس کی کٹوتی کی جائے گی۔

### الیکٹرانک ڈیویڈنڈ مینڈیٹ

کمپنیز ایکٹ، 2017 کے سیکشن 242 کے تحت، تمام لسٹڈ کمپنیوں کے لیے لازمی ہے کہ وہ شیئر ہولڈرز کو نقد ڈیویڈنڈ کی ادائیگی صرف الیکٹرانک موڈ کے ذریعے براہ راست حقدار شیئر ہولڈرز کے نامزد کردہ بینک اکاؤنٹ میں کریں۔ شیئر ہولڈرز سے درخواست کی جاتی ہے کہ وہ اپنا ڈیویڈنڈ براہ راست اپنے متعلقہ بینک اکاؤنٹ میں حاصل کرنے کے لیے (اگر پہلے سے فراہم نہیں کیا گیا) بینک مینڈیٹ فارم برائے الیکٹرانک کریڈٹ آف کیش ڈیویڈنڈ درج ذیل فارمیٹ میں پُر کریں، جو کمپنی کی ویب سائٹ پر بھی دستیاب ہے۔ مکمل شدہ فارم پر دستخط کر کے، شناختی کارڈ (CNIC) کی کاپی کے ساتھ، کمپنی کے شیئر رجسٹرار HK Associates (Pvt.) Ltd., (C-32 Ltd., (Pvt.) Associates Street Commercial Jami Pakistar Karachi, 7, Phase DHA2, - Street Commercial Jami کے پتے پر ارسال کریں، اگر شیئرز فزیکل فارم میں رکھے گئے ہیں۔

آگم ٹیکس آرڈیننس 2001 کے سیکشن 150 کے تحت، ڈیویڈنڈ آمدنی پرودہ ہولڈنگ ٹیکس کی کٹوتی درج ذیل ہوگی:

15%	آگم ٹیکس گوشوارے جمع کرانے والوں کے لیے
30%	آگم ٹیکس گوشواروں کے نان فائلرز کے لیے

کمپنی کو نقد ڈیویڈنڈ کی رقم پر 15% کے بجائے 30% ود ہولڈنگ ٹیکس کی کٹوتی سے بچانے کے لیے، تمام شیئر ہولڈرز، بشمول مشترکہ شیئر ہولڈرز، جن کے نام فیڈرل بورڈ آف ریونیو (FBR) کی ویب سائٹ پر فراہم کردہ ایکٹیو ٹیکس سٹیٹس (ATL) میں شامل نہیں ہیں، حالانکہ وہ یا ان کے مشترکہ ہولڈرز فائلرز ہیں، کو مشورہ دیا جاتا ہے کہ وہ 21 اپریل 2025 کے کاروباری دن کے اختتام تک اپنے نام ATL میں درج کروائیں۔

## 5. ٹیکس سے استثنیٰ اور کوٹہ کی کٹوتی

سی ڈی سی میں حصص رکھنے کی صورت میں، الیکٹرانک ڈیویڈنڈ مینڈیٹ فارم براہ راست شیئر ہولڈر کے بروکرز/شرکت کنندہ/سی ڈی سی اکاؤنٹ سروسر کو جمع کرایا جانا چاہیے۔

معلومات نہ ملنے کی صورت میں، کمپنی مقررہ تفصیلات کی فراہمی تک ایسے شیئر ہولڈرز کو ڈیویڈنڈ کی ادائیگی روکنے کی پابند ہوگی۔

وہ شیئر ہولڈرز جو ٹیکس اور/یا کوٹہ (جہاں قابل اطلاق ہو) سے استثنیٰ کا دعویٰ کرنا چاہتے ہیں، انہیں مشورہ دیا جاتا ہے کہ وہ 21 اپریل 2025 سے پہلے اپنے متعلقہ بروکر یا کمپنی کے شیئر رجسٹرار کو مستند ٹیکس استثنیٰ سرٹیفکیٹ اور کوٹہ اعلامیہ فراہم کرنا یقینی بنائیں۔

## 6. مشترکہ شیئر ہولڈرز کے لیے ٹیکس

مشترکہ ناموں یا مشترکہ اکاؤنٹس میں رکھے گئے شیئرز کے حامل افراد کو انفرادی طور پر فائلرز یا نان-فائلرز کے طور پر شمار کرنے کے لیے، تمام ایسے شیئر ہولڈرز سے درخواست کی جاتی ہے کہ وہ اپنے شیئر ہولڈنگ کے تناسب (پرنسپل شیئر ہولڈر اور مشترکہ ہولڈرز کے درمیان) کے بارے میں تحریری طور پر معلومات 21 اپریل 2025 کے کاروباری دن کے اختتام سے پہلے، اس نوٹس کے آخر میں دیے گئے پتے پر، ہمارے شیئر رجسٹرار کو فراہم کریں، درج ذیل فارمیٹ کے مطابق۔

کمپنی کا نام	
فولیو نمبر	
شیئر ہولڈر کا نام	
شناختی کارڈ	
رابطہ نمبر	
ای میل ایڈریس	
بین الاقوامی بینک اکاؤنٹ نمبر	
(IBAN-24 ہندسوں پر مشتمل) فراہم کرنا لازمی ہے۔	PK
بینک کا نام	
برانچ کا نام/پتہ	
نیا خط و کتابت کا پتہ	

پرپنل شیئر ہولڈر/جوائنٹ ہولڈرز کا نام نمبر	شیئر ہولڈنگ کا تناسب (%)	شناختی کارڈ (کاپی منسلک کرنا ہے)	فولیو/سی ڈی ایس اکاؤنٹ نمبر	کل شیئرز	دستخط

# 31 ویں سالانہ جنرل میٹنگ کا نوٹس

یہ اطلاع دی جاتی ہے کہ عسکری جنرل انشورنس کمپنی لمیٹڈ کے شیئرز ہولڈرز کی 31 ویں سالانہ جنرل میٹنگ (AGM) منگل، 28 اپریل 2026 کو صبح 10:30 بجے بلیوگن، راولپنڈی میں منعقد ہوگی، جس میں درج ذیل امور پر غور اور کارروائی کی جائے گی:

معمول کا کاروبار:

1. 30 ویں سالانہ جنرل میٹنگ (مورخہ 29 اپریل 2025) کی کارروائی کی توثیق کرنا۔

2. 31 دسمبر 2025 کو ختم ہونے والے مالی سال کے لیے سالانہ آڈٹ شدہ مالیاتی بیانات (کنسولیدیشن اور ان کنسولیدیشن)، چیئرمین کے جائزے، ڈائریکٹرز اور آڈیٹرز کی رپورٹس سمیت، وصول کرنا، ان پر غور کرنا، منظوری دینا، اور اپنانا۔

کمپنیز ایکٹ 2017 کے سیکشن 223(7) کے مطابق، کمپنی کے مالیاتی بیانات کمپنی کی ویب سائٹ پر اپ لوڈ کر دیے گئے ہیں، جنہیں درج ذیل لنک سے ڈاؤن لوڈ کیا جاسکتا ہے:



<https://www.agico.com.pk/reports.php>

3. کمپنی کے ڈائریکٹرز کی سفارش کے مطابق، 25% (روپے 2.50 فی شیئر) کا حتمی نقد ڈیویڈنڈ ادا کرنے پر غور کرنا اور اس کی منظوری دینا اور اس کے علاوہ، 20% (روپے 2.00 فی شیئر) کا عبوری نقد ڈیویڈنڈ جو پہلے ہی 31 دسمبر 2025 کو ختم ہونے والے سال کے لیے شیئرز ہولڈرز کو ادا کیا جا چکا ہے، اس کی بھی توثیق کرنا۔

4. کمپنی کے سالانہ آڈٹ کے لیے یوسف عدیل اینڈ کمپنی چارٹرڈ اکاؤنٹنٹس کو دوبارہ تقرر دینے اور ان کی فیس مقرر کرنے پر غور کرنا اور منظوری دینا، جیسا کہ آڈٹ کمیٹی اور بورڈ آف ڈائریکٹرز نے تجویز کیا ہے

5. چیئرمین کی اجازت سے کوئی اور کاروباری معاملہ زیر غور لایا جاسکتا ہے۔

بورڈ کے حکم سے

وقاص علی  
کمپنی سیکریٹری

راولپنڈی  
07 اپریل 2026

اہم نوٹس:

1. شیئرز ہولڈرز کی شرکت

کمپنی کی طرف سے AGM میں شیئرز ہولڈرز کی آن لائن ویڈیو کانفرنس، ذاتی طور پر شرکت یا مقررہ پراکسیز کے ذریعے شرکت کے لیے انتظامات کیے گئے ہیں۔ اس سہولت سے فائدہ اٹھانے کے لیے، شیئرز ہولڈرز سے درخواست کی جاتی ہے کہ براہ کرم 20 اپریل 2026 کو کاروباری اوقات ختم ہونے سے پہلے ہمارے کمپنی سیکریٹری آفس cs@agico.com.pk پر درج ذیل تفصیلات فراہم کریں۔

ای میل ایڈریس	موبائل نمبر	شناختی کارڈ نمبر	نام	فولیو ای ڈی ایس اکاؤنٹ نمبر

شیئرز ہولڈرز AGM کے مجوزہ ایجنڈا آئٹمز کے لیے اپنے تبصرے/مشورے ای میل کے ذریعے بھی فراہم کر سکتے ہیں: cs@agico.com.pk

2. حصص منتقلی کتب کی بندش

کمپنی کے حصص کی منتقلی کی کتابیں 21 اپریل 2026 سے 28 اپریل 2026 (دونوں دن سمیت) تک بند رہیں گی۔ وہ تمام منتقلیاں جو ہمارے شیئرز رجسٹرارز، مسرز ٹی ایچ کے ایسوسی ایٹس (پرائیویٹ) لمیٹڈ، 32-C جامی کمرشل اسٹریٹ-2، ڈی ایچ اے فیز 7، کراچی کو 20 اپریل 2026 کے کاروباری اوقات کے اختتام تک موصول ہوں گی، انہیں بروقت تصور کیا جائے گا تاکہ ممبران حتمی نقد ڈیویڈنڈ کے حقدار بن سکیں اور سالانہ جنرل میٹنگ (AGM) میں شرکت اور ووٹ دے سکیں۔

3. ایڈریس کی تبدیلی

کمپنی کے ممبران سے درخواست ہے کہ اگر پتہ تبدیل ہو گیا ہو تو فوری طور پر اس کی اطلاع دیں، اور اگر کسی ممبر کے پاس ایک سے زیادہ فولیو نمبر ہیں تو وہ شیئرز رجسٹرار سے ان کے انضمام (consolidation) کی درخواست کریں۔

## Proxy Form

I/We \_\_\_\_\_ of \_\_\_\_\_ being  
 Member(s) of askari general insurance co. ltd, holding \_\_\_\_\_ ordinary shares, hereby  
 appoint Mr./Mrs./Miss \_\_\_\_\_ of \_\_\_\_\_  
 or failing him/her \_\_\_\_\_ of \_\_\_\_\_

who is also a member of the company, as my/ our proxy to vote for me/us, and on my/our behalf at the  
 31<sup>st</sup> Annual General Meeting of the company to be held on Tuesday 28<sup>th</sup> April 2026 at 11:00 a.m. and at  
 any adjournment thereof.

Folio No.	CDC Account No.		Signature
	Participant ID	Account No.	
			Rs. 50 Revenue Stamp

Signed this \_\_\_\_\_ day of \_\_\_\_\_ 2026.

Witness:

Signature \_\_\_\_\_

Name \_\_\_\_\_

Address \_\_\_\_\_

CNIC No./Passport No. \_\_\_\_\_

Notes:

1. Signature should agree with the specimen signature registered with the Company.
2. The Proxy Form must be deposited at the Registered Office of the Company not later than 48 hours before the time of holding the Meeting.
3. No person shall act as proxy unless he/she is a member of the Company.
4. CDC Shareholders and their proxies are each requested to attach an attested Photocopy of their Computerized National Identity Card or Passport with this proxy form before submission to the Company.

# پراکسی فارم

میں اہم \_\_\_\_\_ آف \_\_\_\_\_

عسکری جنرل انشورنس کمپنی لمیٹڈ کے ممبر (ممبران) ہوتے ہوئے، \_\_\_\_\_ عام شیئرز رکھتے ہیں، اور مسٹر/مسز/امس کو نامزد کیا ہے \_\_\_\_\_ آف \_\_\_\_\_ غیر نامزد کرتے ہیں \_\_\_\_\_ آف \_\_\_\_\_

جو کمپنی کا ممبر بھی ہے، میرے اہارے لیے ووٹ دینے کے لیے میرے اہارے پراکسی کے طور پر، اور میری اہاری طرف سے کمپنی کی 31 ویں سالانہ میٹنگ میں جو منگل 28 اپریل 2026 کو صبح 10:30 بجے منعقد ہوگی۔ اور اس کے کسی بھی ملتوی ہونے پر۔

دستخط	سی ڈی سی اکاؤنٹ نمبر		فولیو نمبر
	اکاؤنٹ کا نمبر	شرکت کنندہ کی شناخت	
روپے 50 ریونیو سٹیٹس			

\_\_\_\_\_ کے اس \_\_\_\_\_ دن پر دستخط کئے۔

گواہ:

دستخط

نام

پتہ

شناختی کارڈ نمبر/پاسپورٹ نمبر

اہم نوٹ:

- 1 دستخط کمپنی کے ساتھ رجسٹرڈ نمونے کے دستخط سے متفق ہونا چاہیے۔
- 2 پراکسی فارم میٹنگ کے انعقاد کے وقت سے 48 گھنٹے پہلے کمپنی کے رجسٹرڈ آفس میں جمع کرنا ضروری ہے۔
- 3 کوئی بھی شخص پراکسی کے طور پر کام نہیں کرے گا جب تک کہ وہ کمپنی کارکن نہ ہو۔
- 4 کے شیئر ہولڈرز اور ان کے پراکسیز سے ہر ایک سے درخواست کی جاتی ہے کہ وہ کمپنی کو جمع کرانے سے پہلے اس پراکسی فارم کے ساتھ اپنے کمپیوٹرائزڈ قومی شناختی کارڈ یا پاسپورٹ کی ایک تصدیق شدہ فوٹوکاپی منسلک کریں۔



