


**BOLAN CASTINGS LIMITED**  
**CONDENSED INTERIM STATEMENT OF FINANCIAL POSITION**  
**AS AT MARCH 31, 2026**

	(Unaudited) March 31, 2026 Rupees	(Audited) June 30, 2025 Rupees
<b>ASSETS</b>		
<b>Non-current assets</b>		
Property, plant and equipment	130,849,232	142,687,584
Long-term investment	-	40,871,000
Long-term loans	-	89,000
Deferred tax asset - net	4,609,772	3,227,499
Long-term deposits	4,801,288	4,747,790
Employee benefits plan asset	21,566,036	20,058,142
	<u>161,826,328</u>	<u>211,681,015</u>
<b>Current assets</b>		
Stores, spare parts and loose tools	108,113,597	124,751,685
Inventories	252,798,274	243,038,159
Trade receivables	136,157,788	147,356,764
Loans and advances	5,376,253	3,320,373
Trade deposits and short-term prepayments	11,169,483	8,406,204
Other receivables	7,567,367	16,139,888
Taxation - payments less provision	14,289,657	12,562,927
Cash and bank balances	18,356,932	29,520,607
	<u>553,829,351</u>	<u>585,096,607</u>
<b>TOTAL ASSETS</b>	<u><u>715,655,679</u></u>	<u><u>796,777,622</u></u>
<b>EQUITY AND LIABILITIES</b>		
<b>Share Capital and reserves</b>		
Share capital	114,725,290	114,725,290
General and other reserve	203,683,153	206,636,773
	<u>318,408,443</u>	<u>321,362,063</u>
<b>LIABILITIES</b>		
<b>Non-current liabilities</b>		
Long-term deposits	2,449,925	2,279,120
Employee benefits plan obligations	22,401,730	22,658,997
Long-term financing	-	5,000,000
	<u>24,851,655</u>	<u>29,938,117</u>
<b>Current liabilities</b>		
Trade and other payables	282,162,780	297,110,491
Advances from customers	2,850,168	1,011,303
Accrued mark-up	3,894,929	3,888,567
Current portion of long term-deposits	111,728	219,888
Current portion of long-term financing	20,000,000	60,000,000
Unclaimed dividend	3,375,976	3,377,193
Short-term financing	60,000,000	79,870,000
	<u>372,395,581</u>	<u>445,477,442</u>
<b>TOTAL LIABILITIES</b>	<u>397,247,236</u>	<u>475,415,559</u>
<b>Contingencies and commitments</b>		
<b>TOTAL EQUITY AND LIABILITIES</b>	<u><u>715,655,679</u></u>	<u><u>796,777,622</u></u>

  
**SYED SAJID ALI**  
 Chief Financial Officer  
 Bolan Castings Limited.


**BOLAN CASTINGS LIMITED**  
**CONDENSED INTERIM STATEMENT OF PROFIT OR LOSS - (UNAUDITED)**  
**FOR THE NINE MONTHS PERIOD ENDED MARCH 31, 2026**

	<u>Quarter ended</u>		<u>Nine months period ended</u>	
	<u>March 31</u> <u>2026</u>	<u>March 31</u> <u>2025</u>	<u>March 31</u> <u>2026</u>	<u>March 31</u> <u>2025</u>
	-----Rupees-----			
Revenue from contracts with customers	462,854,870	622,191,894	1,177,586,298	1,477,168,358
Cost of sales	<u>(412,423,033)</u>	<u>(557,357,827)</u>	<u>(1,064,846,953)</u>	<u>(1,358,259,500)</u>
<b>Gross profit</b>	<b>50,431,837</b>	<b>64,834,067</b>	<b>112,739,345</b>	<b>118,908,858</b>
Distribution expenses	(19,684,192)	(19,603,438)	(49,555,510)	(42,888,653)
Administrative expenses	(17,623,944)	(19,313,097)	(61,704,455)	(59,274,755)
Other expense	-	-	(129,913)	-
Other income	1,715,695	3,425,195	7,140,661	9,468,854
<b>Operating profit</b>	<u>14,839,396</u>	<u>29,342,727</u>	<u>8,490,128</u>	<u>26,214,304</u>
Finance cost	(2,781,057)	(5,999,990)	(10,872,452)	(29,198,725)
(Loss) / profit before income tax expense	<u>12,058,339</u>	<u>23,342,737</u>	<u>(2,382,324)</u>	<u>(2,984,421)</u>
Income tax expense	19 <u>(5,453,821)</u>	<u>(8,036,148)</u>	<u>(14,037,243)</u>	<u>(17,127,583)</u>
<b>(Loss) / profit for the period</b>	<u><u>6,604,518</u></u>	<u><u>15,306,589</u></u>	<u><u>(16,419,567)</u></u>	<u><u>(20,112,004)</u></u>
<b>(Loss) / earnings per share - basic and diluted</b>	20 <u><u>0.58</u></u>	<u><u>1.33</u></u>	<u><u>(1.43)</u></u>	<u><u>(1.75)</u></u>

  
**SYED SAJID ALI**  
 Chief Financial Officer  
 Bolan Castings Limited.


**BOLAN CASTINGS LIMITED**  
**CONDENSED INTERIM STATEMENT OF COMPREHENSIVE INCOME - (UNAUDITED)**  
**FOR THE NINE MONTHS PERIOD ENDED MARCH 31, 2026**

	Quarter ended		Nine months period ended	
	March 31, 2026	March 31, 2025	March 31, 2026	March 31, 2025
	← Rupees →			
(Loss) / profit for the period	<b>6,604,518</b>	15,306,589	<b>(16,419,567)</b>	(20,112,004)
<b>Comprehensive (loss) / income</b>				
<b>Items that will not be reclassified to profit or loss in subsequent period</b>				
Unrealised gain on revaluation of investment at fair value through other comprehensive income (FVTOCI)	-	1,940,625	<b>13,465,947</b>	1,796,875
<b>Total comprehensive (loss) / income for the period</b>	<b><u>6,604,518</u></b>	<u>17,247,214</u>	<b><u>(2,953,620)</u></b>	<u>(18,315,129)</u>

  
**SYED SAJID ALI**  
 Chief Financial Officer  
 Bolan Castings Limited.


**BOLAN CASTINGS LIMITED**  
**CONDENSED INTERIM STATEMENT OF CHANGES IN EQUITY - (UNAUDITED)**  
**FOR THE NINE MONTHS PERIOD ENDED MARCH 31, 2026**

	SHARE CAPITAL		RESERVES			SUB TOTAL	TOTAL
	Issued, subscribed and paid up capital	CAPITAL Share premium	General reserves	Accumulated loss	REVENUE Investment Revaluation Reserve		
	----- Rupees -----						
Balance at on July 1, 2024	114,725,290	12,155,680	424,500,000	(247,707,725)	31,875,000	220,822,955	335,548,245
<b>Total comprehensive loss for the nine months ended March 31, 2025</b>							
- Loss for the period	-	-	-	(20,112,004)	-	(20,112,004)	(20,112,004)
- Other comprehensive income for the period	-	-	-	-	1,796,875	1,796,875	1,796,875
	-	-	-	(20,112,004)	1,796,875	(18,315,129)	(18,315,129)
<b>Balance as at March 31, 2025</b>	<b>114,725,290</b>	<b>12,155,680</b>	<b>424,500,000</b>	<b>(267,819,729)</b>	<b>33,671,875</b>	<b>202,507,826</b>	<b>317,233,116</b>
Balance at on July 1, 2025	114,725,290	12,155,680	424,500,000	(265,389,907)	35,371,000	206,636,773	321,362,063
<b>Total comprehensive loss for the nine months ended March 31, 2026</b>							
- Loss for the period	-	-	-	(16,419,567)	-	(16,419,567)	(16,419,567)
- Other comprehensive income for the period	-	-	-	-	13,465,947	13,465,947	13,465,947
	-	-	-	(16,419,567)	13,465,947	(2,953,620)	(2,953,620)
- Transfer of reserve on disposal of investment held at FVTOCI	-	-	-	48,836,947	(48,836,947)	-	-
<b>Balance as at March 31, 2026</b>	<b>114,725,290</b>	<b>12,155,680</b>	<b>424,500,000</b>	<b>(232,972,527)</b>	<b>-</b>	<b>203,683,153</b>	<b>318,408,443</b>

  
**SYED SAJID ALI**  
 Chief Financial Officer  
 Bolan Castings Limited.

**BOLAN CASTINGS LIMITED**  
**CONDENSED INTERIM STATEMENT CASH FLOWS - (UNAUDITED)**  
**FOR THE NINE MONTHS PERIOD ENDED MARCH 31, 2026**

	<u>Nine months period ended</u>	
	March 31, 2026 Rupees	March 31, 2025 Rupees
<b>CASH FLOWS FROM OPERATING ACTIVITIES</b>		
Cash generated from operations	25,766,820	79,472,027
Decrease in long-term loans and advances	89,000	335,371
Increase in long-term deposits	9,147	210,646
Income taxes paid	(17,146,246)	(8,067,539)
Employee benefits paid	(2,944,890)	(1,984,050)
Finance costs paid - Islamic	(5,264,829)	(11,515,086)
Finance costs paid - Conventional	(5,487,441)	(18,494,499)
<b>Net cash generated from operating activities</b>	<b>(4,978,439)</b>	<b>39,956,870</b>
<b>CASH FLOWS FROM INVESTING ACTIVITIES</b>		
Purchase of property, plant and equipment	(479,700)	(252,100)
Proceeds from disposal of property, plant and equipment	1,330,036	244,195
Return received on savings and deposit accounts	3,498,698	3,790,049
Proceeds from disposal of long-term investment	54,336,947	-
Dividend received	-	2,587,500
<b>Net cash generated from investing activities</b>	<b>58,685,981</b>	<b>6,369,644</b>
<b>CASH FLOWS FROM FINANCING ACTIVITIES</b>		
Dividend paid	(1,217)	(15,361)
Repayment of long-term financing	(45,000,000)	(45,000,000)
Short-term financing obtained	60,000,000	107,234,144
Repayment of short-term financing	(79,870,000)	(104,936,000)
<b>Net cash used in financing activities</b>	<b>(64,871,217)</b>	<b>(42,717,217)</b>
<b>Net increase in cash and cash equivalents</b>	<b>(11,163,675)</b>	<b>3,609,297</b>
Cash and cash equivalents at beginning of the period	29,520,607	43,495,992
<b>Cash and cash equivalents at end of the period</b>	<b>18,356,932</b>	<b>47,105,289</b>

  
**SYED SAJID ALI**  
 Chief Financial Officer  
 Bolan Castings Limited.