

Fateh Industries Limited

Statement of Financial Position

As at March 31, 2026


(Un-Audited)

	31-Mar-26 RUPEES	30-Jun-25 RUPEES
NON CURRENT ASSETS		
Property, Plant and Equipments	238,373,961	240,240,302
Investments Property	120,000,000	120,000,000
Investments	944,904	938,037
	359,318,865	361,178,339
CURRENT ASSETS		
Inventories	18,157,249	18,157,249
Trade Receivables	23,434,717	26,734,717
Advances, Deposits and Prepayments	2,940,219	1,422,219
Income Tax refundable	3,163,381	2,849,221
Cash and Bank Balances	439,265	322,034
	48,134,831	49,485,440
Total	407,453,696	410,663,779
SHARE CAPITAL AND RESERVES		
Share Capital	20,000,000	20,000,000
Capital Reserve		
Revaluation surplus	219,751,437	219,858,906
Fair Value Reserve - Investment	927,337	920,470
	220,678,774	220,779,376
Revenue Reserve		
Unappropriated Profit/Accumulated Profit	2,377,893	3,359,348
	243,056,667	244,138,724
NON-CURRENT LIABILITIES		
Security Deposits from Tenant	1,530,000	1,530,000
Deferred Taxation	10,299,007	10,291,438
	11,829,007	11,821,438
CURRENT LIABILITIES		
Trade and Other Payables	121,020,283	121,855,878
Loan from Directors	31,547,739	32,847,739
	152,568,022	154,703,617
Total	407,453,696	410,663,779



SAEED ALAM

Chief Executive



RAUF ALAM

Director



MUHAMMAD ISMAIL

Chief Financial Officer

Hyderabad: April 27, 2026

Fateh Industries Limited

Statement of Profit or Loss

For the 3rd Quarter ended March 31, 2026


(Un-Audited)

	JAN-MAR 2026 RUPEES	JUL-MAR 2026 RUPEES	JAN-MAR 2025 RUPEES	JUL-MAR 2025 RUPEES
Sales	0	0	0	171,450
Cost of sales	0	0	41,264	419,190
Gross Loss	0	0	(41,264)	(247,740)
Administration expenses	1,176,241	3,191,031	1,471,951	3,414,137
Selling expenses	0	0	0	0
	1,176,241	3,191,031	1,471,951	3,414,137
Operating Loss	(1,176,241)	(3,191,031)	(1,513,215)	(3,661,877)
Other Income	426,000	1,392,000	306,000	1,283,397
Exchange Gain/(Loss)	569,405	804,395	(804,377)	(302,100)
	995,405	2,196,395	(498,377)	981,297
Financial expenses	667	1,719	780	1,883
Other Charges	0	85,000	0	85,000
	667	86,719	780	86,883
(Loss) before Taxation	(181,503)	(1,081,355)	(2,012,372)	(2,767,463)
Provision for taxation	0	(5,940)	0	0
(Loss) after Taxation	(181,503)	(1,075,415)	(2,012,372)	(2,767,463)
(Loss) per share	(0.09)	(0.54)	(1.01)	(1.38)



SAEED ALAM

Chief Executive



RAUF ALAM

Director



MUHAMMAD ISMAIL

Chief Financial Officer

Hyderabad: April 27, 2026

Fateh Industries Limited


Statement of Comprehensive Income

For the 3rd Quarter ended March 31, 2026
(Un-Audited)


	JAN-MAR 2026 RUPEES	JUL-MAR 2026 RUPEES	JAN-MAR 2025 RUPEES	JUL-MAR 2025 RUPEES
Loss after taxation	(181,503)	(1,075,415)	(2,012,372)	(2,767,463)
Other comprehensive income				
Unrealized (Loss) on revaluation of investment - available for sale	(140,905)	6,867	(234,770)	166,175
Total Comprehensive (Loss) for the Period	<u>(322,408)</u>	<u>(1,068,548)</u>	<u>(2,247,142)</u>	<u>(2,601,288)</u>



SAEED ALAM
Chief Executive
Hyderabad: April 27, 2026



RAUF ALAM
Director



MUHAMMAD ISMAIL
Chief Financial Officer

Fateh Industries Limited

Statement of Cash Flows


For the 3rd Quarter ended March 31, 2026

	<u>31-Mar-26</u> <u>RUPEES</u>	<u>31-Mar-25</u> <u>RUPEES</u>
A. CASH FROM OPERATING ACTIVITIES		
Net Loss before taxation	(1,081,355)	(2,767,463)
Adjustment for :		
Depreciation	1,866,341	573,813
Dividend Income	0	(20,800)
Income Tax	0	0
Exchange (Gain)/Loss	(804,395)	302,100
	<u>1,061,946</u>	<u>855,113</u>
Operating Profit/(Loss) before working capital	<u>(19,409)</u>	<u>(1,912,350)</u>
Changes in Working Capital		
(Increase) / decrease in current assets		
Inventories	0	(332,397)
Trade receivables	3,300,000	5,817,689
Advances, deposits & prepayments	(1,518,000)	(264,795)
Other receivables	0	0
Increase / (decrease) in current liabilities		
Trade and other payables	(835,595)	(1,427,803)
	<u>946,405</u>	<u>3,792,694</u>
Cash generated from operations	<u>926,996</u>	<u>1,880,344</u>
Income Tax paid	(314,160)	(455,020)
Exchange Gain/(Loss)	804,395	(302,100)
	<u>1,417,231</u>	<u>1,123,224</u>
B. CASH FROM INVESTING ACTIVITIES		
Receipt of Deposit from tenant	0	900,000
Dividend received	0	20,800
	<u>0</u>	<u>920,800</u>
C. CASH FROM FINANCING ACTIVITIES		
Loan from directors	(1,300,000)	(317,183)
	<u>(1,300,000)</u>	<u>(317,183)</u>
Changes in cash and equivalents during the period		
Cash and equivalent at the beginning	<u>322,034</u>	<u>220,012</u>
Cash and equivalent at the end	<u>117,231</u>	<u>1,726,840</u>
	<u>439,265</u>	<u>1,946,852</u>



SAEED ALAM

Chief Executive



RAUF ALAM

Director



MUHAMMAD ISMAIL

Chief Financial Officer

Hyderabad: April 27, 2026

Fateh Industries Limited

Statement of Changes in Equity


For the 3rd Quarter ended March 31, 2026

Amount in Rupees.

	Share Capital	CAPITAL RESERVES		Accumulated (Loss)	Total
		Surplus on Revaluation of Investment	Revaluation Surplus		
Balance as on July 1, 2024	20,000,000	798,179	-	(111,518,757)	(90,720,578)
Loss up to March 31, 2025	-	166,175	-	(2,767,463)	(2,601,288)
Balance as on March 31, 2025	20,000,000	964,354	-	(114,286,220)	(93,321,866)
Balance as on July 1, 2025	20,000,000	920,470	219,858,906	3,359,348	244,138,724
Loss for the Period	-	-	-	(1,075,415)	(1,075,415)
Other Comprehensive Income for the Period	-	6,867	-	-	6,867
<i>Transfer due to Incremental Depreciation on Revaluation of Property, Plant and Equipment</i>	-	-	(93,960)	93,960	-
<i>Deferred Tax on Incremental Depreciation on Building</i>	-	-	(13,509)	-	(13,509)
Balance as on March 31, 2026	20,000,000	927,337	219,751,437	2,377,893	243,056,667



SAEED ALAM
Chief Executive
Hyderabad: April 27, 2026



RAUF ALAM
Director



MUHAMMAD ISMAIL
Chief Financial Officer