


# Fateh Sports Wear Limited

## Statement of Financial Position

As at March 31, 2026  
(Un-Audited)

	<b>31-Mar-26</b> <b>RUPEES</b>	<b>30-Jun-25</b> <b>RUPEES</b>
<b><u>Capital &amp; Liabilities</u></b>		
<b>Authorized Capital</b>		
5,000,000 ordinary shares of Rs. 10/- each	<b>50,000,000</b>	50,000,000
<b>Shareholders' Equity</b>		
Issued, subscribed and paid up share capital	<b>20,000,000</b>	20,000,000
General reserve	<b>53,500,000</b>	53,500,000
Unappropriated Profit	<b>487,887,205</b>	500,134,693
	<b>561,387,205</b>	573,634,693
<b>Current Liabilities</b>		
Trade and others payables	<b>5,552,261</b>	5,205,114
Accrued Markup on Loans	<b>0</b>	0
Loan from Banks	<b>0</b>	0
Loan from Directors	<b>33,107,916</b>	30,276,444
Provision for taxation	<b>113,391</b>	113,391
	<b>38,773,568</b>	35,594,949
<b>Total</b>	<b>600,160,773</b>	609,229,642
<b><u>Property &amp; Assets</u></b>		
<b>Property, Plant and Equipments</b>	<b>9,914,288</b>	10,100,301
<b>Capital work in process</b>	<b>29,844,042</b>	29,844,042
<b>Current Assets</b>		
Stores, Spares and Loose Tools	<b>0</b>	0
Stock-in-trade	<b>0</b>	0
Trade Receivables	<b>558,100,000</b>	567,200,000
Advances, deposits and prepayments	<b>2,184,288</b>	2,002,368
Other receivables	<b>0</b>	0
Cash and bank balances	<b>118,155</b>	82,931
	<b>560,402,443</b>	569,285,299
<b>Total</b>	<b>600,160,773</b>	609,229,642



**RAUF ALAM**  
Chief Executive



**SAEED ALAM**  
Director



**MUHAMMAD ISMAIL**  
Chief Financial Officer

Hyderabad: April 27, 2026


# Fateh Sports Wear Limited

## Statement of Profit or Loss & Comprehensive Income

For the 3rd Quarter ended March 31, 2026

(Un-Audited)

	JAN-MAR 2026 RUPEES	JUL-MAR 2026 RUPEES	JAN-MAR 2025 RUPEES	JUL-MAR 2025 RUPEES
Sales	0	0	0	0
Cost of sales	0	0	0	0
<b>Gross Profit</b>	0	0	0	0
Administration expenses	1,296,048	3,062,367	925,979	2,545,938
Selling expenses	0	0	0	0
	1,296,048	3,062,367	925,979	2,545,938
<b>Operating Loss</b>	(1,296,048)	(3,062,367)	(925,979)	(2,545,938)
Exchange (Loss)/Gain	(2,000,000)	(9,100,000)	100,000	200,000
Other Income	0	0	0	0
	(3,296,048)	(12,162,367)	(825,979)	(2,345,938)
Financial Expenses	0	121	40	851
Other Charges	0	85,000	0	85,000
	0	85,121	40	85,851
<b>(Loss) before Taxation</b>	(3,296,048)	(12,247,488)	(826,019)	(2,431,789)
Provision for taxation	0	0	0	0
<b>(Loss) after Taxation</b>	(3,296,048)	(12,247,488)	(826,019)	(2,431,789)
Other comprehensive income/(Loss)	0	0	0	0
<b>Total comprehensive Income/ (Loss) for the Period</b>	0	0	0	0
	(3,296,048)	(12,247,488)	(826,019)	(2,431,789)
<b>(Loss) per share</b>	(1.65)	(6.12)	(0.41)	(1.22)



**RAUF ALAM**

Chief Executive

Hyderabad: April 27, 2026



**SAEED ALAM**

Director



**MUHAMMAD ISMAIL**


Chief Financial Officer

# Fateh Sports Wear Limited

## Statement of Cash Flows

For the 3rd Quarter ended March 31, 2026

	<b>31-Mar-26</b> <b>RUPEES</b>	31-Mar-25 RUPEES
<b>A. CASH FROM OPERATING ACTIVITIES</b>		
<b>Net Loss before taxation</b>	<b>(12,247,488)</b>	(2,431,789)
Adjustment for :		
Depreciation	<b>186,013</b>	206,780
Financial charges	<b>121</b>	851
Exchange Loss/(Gain)	<b>9,100,000</b>	(200,000)
	<b>9,286,134</b>	7,631
	<b>(2,961,354)</b>	(2,424,158)
Changes in Working Capital		
<b>(Increase) / decrease in current assets</b>		
Trade receivables	<b>9,100,000</b>	(200,000)
Advances, deposits & prepayments	<b>(181,920)</b>	0
Other receivables	<b>0</b>	0
<b>Increase / (decrease) in current liabilities</b>		
Trade and other payables	<b>347,147</b>	1,854,519
	<b>9,265,227</b>	1,654,519
Cash generated from operations	<b>6,303,873</b>	(769,639)
Tax paid		
Trade receivables		
Financial Charges	<b>(121)</b>	(851)
Exchange (loss)/gain	<b>(9,100,000)</b>	200,000
	<b>(2,796,248)</b>	(570,490)
<b>B. CASH FROM INVESTING ACTIVITIES</b>		
Fixed capital expenditure	<b>0</b>	0
<b>C. CASH FROM FINANCING ACTIVITIES</b>		
Loan received from directors	<b>2,831,472</b>	580,000
Repayment of loan	<b>0</b>	0
	<b>2,831,472</b>	580,000
Net (decrease) / increase in Cash & Cash equivalent (A+B+C).	<b>35,224</b>	9,510
<b>Cash &amp; Cash equivalent at the beginning</b>	<b>82,931</b>	81,563
Increase / (Decrease) in cash and cash equivalent during the period	<b>35,224</b>	9,510
<b>Cash &amp; cash equivalent at the end</b>	<b>118,155</b>	91,073




**RAUF ALAM**

Chief Executive



**SAEED ALAM**

Director



**MUHAMMAD ISMAIL**

Chief Financial Officer


Hyderabad: April 27, 2026

# Fateh Sports Wear Limited

## Statement of Changes in Equity

For the 3rd Quarter ended March 31, 2026

	<u>Amount in Rupees</u>			
	<u>Share Capital</u>	<u>General Reserve</u>	<u>Accumulated (Loss)/Profit</u>	<u>Total</u>
<b>Balance as on July 1, 2024</b>	<b>20,000,000</b>	<b>53,500,000</b>	<b>493,106,224</b>	<b>566,606,224</b>
Profit upto March 31, 2025	0	0	(2,431,789)	(2,431,789)
<b>Balance as on March 31, 2025</b>	<b>20,000,000</b>	<b>53,500,000</b>	<b>490,674,435</b>	<b>564,174,435</b>
<b>Balance as on July 1, 2025</b>	<b>20,000,000</b>	<b>53,500,000</b>	<b>500,134,693</b>	<b>573,634,693</b>
Profit upto March 31, 2026	0	0	(12,247,488)	(12,247,488)
<b>Balance as on March 31, 2026</b>	<b>20,000,000</b>	<b>53,500,000</b>	<b>487,887,205</b>	<b>561,387,205</b>




**RAUF ALAM**

Chief Executive



**SAEED ALAM**

Director



**MUHAMMAD ISMAIL**

Chief Financial Officer