



# QUARTERLY REPORT

**March 31, 2026**

**Fateh Industries Limited**

442 Mirpurkhas Road, Hyderabad Pakistan

# Fateh Industries Limited

442, Mirpurkhas Road, Hyderabad

## BOARD'S REVIEW TO THE SHAREHOLDERS

The Directors of the Company are presenting before you third Quarterly Accounts which includes Statements of Financial Position, Profit or Loss, Cash Flows and Changes in Equity for the period ended March 31, 2026.

During the period under review, there were no sale recorded due to non availability of orders. After Administration expenses of Rs.3.19 million, Company incurred Operating Loss of Rs.3.19 million. After Other Income of Rs. 1.39 million, Exchange Gain of Rs.0.80 million and Financial charges of Rs.0.08 million, Company incurred Loss before taxation is Rs.1.08 million. The unappropriated profit carried forward to Balance Sheet is Rs. 2.37 million. Loss per share for the nine months period is Rs.0.54.

for and on behalf of the Board



**SAEED ALAM**  
Chief Executive

Hyderabad: April 27, 2026


# Statement of Financial Position

As at March 31, 2026  
(Un-Audited)

	31-Mar-26 RUPEES	30-Jun-25 RUPEES
<b>NON CURRENT ASSETS</b>		
Property, Plant and Equipments	238,373,961	240,240,302
Investments Property	120,000,000	120,000,000
Investments	944,904	938,037
	<b>359,318,865</b>	<b>361,178,339</b>
<b>CURRENT ASSETS</b>		
Inventories	18,157,249	18,157,249
Trade Receivables	23,434,717	26,734,717
Advances, Deposits and Prepayments	2,940,219	1,422,219
Income Tax refundable	3,163,381	2,849,221
Cash and Bank Balances	439,265	322,034
	<b>48,134,831</b>	<b>49,485,440</b>
<b>Total</b>	<b>407,453,696</b>	<b>410,663,779</b>
<b>SHARE CAPITAL AND RESERVES</b>		
Share Capital	20,000,000	20,000,000
<b>Capital Reserve</b>		
Revaluation surplus	219,751,437	219,858,906
Fair Value Reserve - Investment	927,337	920,470
	<b>220,678,774</b>	<b>220,779,376</b>
<b>Revenue Reserve</b>		
Unappropriated Profit/Accumulated Profit	2,377,893	3,359,348
	<b>243,056,667</b>	<b>244,138,724</b>
<b>NON-CURRENT LIABILITIES</b>		
Security Deposits from Tenant	1,530,000	1,530,000
Deferred Taxation	10,299,007	10,291,438
	<b>11,829,007</b>	<b>11,821,438</b>
<b>CURRENT LIABILITIES</b>		
Trade and Other Payables	121,020,283	121,855,878
Loan from Directors	31,547,739	32,847,739
	<b>152,568,022</b>	<b>154,703,617</b>
<b>Total</b>	<b>407,453,696</b>	<b>410,663,779</b>



**SAEED ALAM**  
Chief Executive



**RAUF ALAM**  
Director



**MUHAMMAD ISMAIL**  
Chief Financial Officer

Hyderabad: April 27, 2026

# Statement of Profit or Loss


For the 3rd Quarter ended March 31, 2026  
(Un-Audited)

	JAN-MAR 2026 RUPEES	JUL-MAR 2026 RUPEES	JAN-MAR 2025 RUPEES	JUL-MAR 2025 RUPEES
Sales	0	0	0	171,450
Cost of sales	0	0	41,264	419,190
<b>Gross Loss</b>	<b>0</b>	<b>0</b>	<b>(41,264)</b>	<b>(247,740)</b>
Administration expenses	<b>1,176,241</b>	<b>3,191,031</b>	1,471,951	3,414,137
Selling expenses	<b>0</b>	<b>0</b>	0	0
	<b>1,176,241</b>	<b>3,191,031</b>	1,471,951	3,414,137
<b>Operating Loss</b>	<b>(1,176,241)</b>	<b>(3,191,031)</b>	<b>(1,513,215)</b>	<b>(3,661,877)</b>
Other Income	<b>426,000</b>	<b>1,392,000</b>	306,000	1,283,397
Exchange Gain/(Loss)	<b>569,405</b>	<b>804,395</b>	(804,377)	(302,100)
	<b>995,405</b>	<b>2,196,395</b>	(498,377)	981,297
Financial expenses	<b>667</b>	<b>1,719</b>	780	1,883
Other Charges	<b>0</b>	<b>85,000</b>	0	85,000
	<b>667</b>	<b>86,719</b>	780	86,883
<b>(Loss) before Taxation</b>	<b>(181,503)</b>	<b>(1,081,355)</b>	<b>(2,012,372)</b>	<b>(2,767,463)</b>
Provision for taxation	<b>0</b>	<b>(5,940)</b>	0	0
<b>(Loss) after Taxation</b>	<b>(181,503)</b>	<b>(1,075,415)</b>	<b>(2,012,372)</b>	<b>(2,767,463)</b>
(Loss) per share	(0.09)	(0.54)	(1.01)	(1.38)



**SAEED ALAM**

Chief Executive



**RAUF ALAM**

Director



**MUHAMMAD ISMAIL**

Chief Financial Officer

Hyderabad: April 27, 2026

# Notes to the condensed Interim Financial Statements:

For the Quarter ended March 31, 2026

## 1. CORPORATE AND GENERAL INFORMATION

Fateh Industries Limited (the company) was incorporated on May 18, 1986, as a public company limited by shares under the Companies Ordinance, 1984 (now the Companies Act, 2017), and is listed on Pakistan Stock Exchange Limited. The business of company is to manufacture and sale of footwear of all kinds. The Registered office is situated at 442, Mirpurkhas Road, Hyderabad.

## 2. BASIS FOR PRESENTATION

### 2.1 Purpose of Issuance

These condensed interim financial statements have been issued to the shareholders to comply with Section 237 of the Companies Act, 2017 are un-audited

### 2.2 Statement of Compliance

These condensed interim financial statements have been prepared in accordance with the requirements of the International Accounting Standard 34 – “Interim Financial Reporting” and provisions of and directives issued under the Companies Act, 2017. In case where requirements differ, the provisions of or directives issued under the Companies Act, 2017 have been followed. These condensed interim financial statements do not include all of the information and disclosures required for annual financial statements, and should be read in conjunction with the financial statements of the Company for the year ended **June 30, 2025**. These condensed interim financial statements are unaudited.

### 2.3 Comparative Financial Information

The comparative statement of financial position presented in these condensed interim financial statements has been extracted from the annual audited financial statements of the Company for the year ended **June 30, 2025**, whereas the comparative condensed interim profit or loss and other comprehensive income, condensed interim statement of changes in equity and condensed interim cash flow statement, are extracted from the unaudited condensed interim financial statements for the quarter ended **March 31, 2026**.

### 2.4 Basis of Measurement

These condensed interim financial statements have been prepared under the historical cost convention.

### 2.5 Accounting Policies

The accounting policies and the methods of computation adopted in the preparation of these condensed interim financial statements are the same as those applied in the preparation of the audited financial statements for the year ended **June 30, 2025**.

### 2.6 Accounting Estimates and Judgments

Estimates and judgments made by management in the preparation of these condensed interim financial statements are the same as those that were applied to the audited annual financial statements of the Company as at and for the year ended **June 30, 2025**.

### 2.7 Functional and Presentation Currency

These financial statements are presented in Pakistan Rupees, which is the company's functional and presentation currency.

## 3 CONTINGENCIES AND COMMITMENTS

Contingencies reported in the annual audited financial statements for the year ended **June 30, 2025** remain-unchanged.

## 4 TAXATION

No provision for current taxation has been made in these condensed interim financial statements.

## 5 RELATED PARTY TRANSACTIONS

Related parties comprise of group companies ( associates ), directors, major shareholders, their close family members and key management personnel. Transactions with related parties during the year, other than and including those which have been disclosed elsewhere in these financial statements, are given below:

<u>Name of Related Party</u>	<u>Nature of Transaction</u>	<u>31-Mar-26</u>	<u>31-Mar-25</u>
		<u>Rupees</u>	
Arino - Under Common Management	Sale of Goods	-	171,450
Arino - Under Common Management	Rental Income	<b>99,000</b>	99,000
Branded Shop - Under Common Management	Rental Income	<b>99,000</b>	99,000
Rauf Alam - Director	Loan Returned	<b>(800,000)</b>	-
Saeed Alam - Director	Loan Returned	<b>(500,000)</b>	(317,183)

## 6. DISCLOSURE REQUIREMENT FOR SHARIAH COMPLIANT COMPANIES

	<u>Conventional</u>	<u>Sharia Compliant</u>	<u>Total</u>
	<u>----- Amount in Rupees -----</u>		
<b>Statement of financial position</b>			
Bank Al- Habib Limited	51,174	-	51,174
Habib Bank Limited	44,096	-	44,096
<b>Statement of profit or loss</b>	91,481	(84,614)	6,867

## 7. FIGURES

Figures in these condensed interim financial statements have been rounded off to the nearest thousand rupees.


## 8. DATE OF AUTHORISATION

These condensed interim financial statements were authorized for issue on **April 27, 2026** by the Board of Directors of the Company.




**SAEED ALAM**

Chief Executive



**RAUF ALAM**

Director



**MUHAMMAD ISMAIL**

Chief Financial Officer

Hyderabad: April 27, 2026


# Statement of Comprehensive Income

For the 3rd Quarter ended March 31, 2026  
(Un-Audited)


	<u>JAN-MAR 2026 RUPEES</u>	<u>JUL-MAR 2026 RUPEES</u>	<u>JAN-MAR 2025 RUPEES</u>	<u>JUL-MAR 2025 RUPEES</u>
Loss after taxation	(181,503)	(1,075,415)	(2,012,372)	(2,767,463)
<b>Other comprehensive income</b>				
Unrealized (Loss) on revaluation of investment - available for sale	<u>(140,905)</u>	<u>6,867</u>	<u>(234,770)</u>	<u>166,175</u>
<b>Total Comprehensive (Loss) for the Period</b>	<u><u>(322,408)</u></u>	<u><u>(1,068,548)</u></u>	<u><u>(2,247,142)</u></u>	<u><u>(2,601,288)</u></u>



**SAEED ALAM**  
Chief Executive  
Hyderabad: April 27, 2026



**RAUF ALAM**  
Director



**MUHAMMAD ISMAIL**  
Chief Financial Officer

# Statement of Cash Flows


For the 3rd Quarter ended March 31, 2026

	31-Mar-26 RUPEES	31-Mar-25 RUPEES
<b>A. CASH FROM OPERATING ACTIVITIES</b>		
Net Loss before taxation	(1,081,355)	(2,767,463)
Adjustment for :		
Depreciation	1,866,341	573,813
Dividend Income	0	(20,800)
Income Tax	0	0
Exchange (Gain)/Loss	(804,395)	302,100
	<b>1,061,946</b>	855,113
Operating Profit/(Loss) before working capital	<b>(19,409)</b>	<b>(1,912,350)</b>
Changes in Working Capital		
<b>(Increase) / decrease in current assets</b>		
Inventories	0	(332,397)
Trade receivables	3,300,000	5,817,689
Advances, deposits & prepayments	(1,518,000)	(264,795)
Other receivables	0	0
<b>Increase / (decrease) in current liabilities</b>		
Trade and other payables	(835,595)	(1,427,803)
	<b>946,405</b>	3,792,694
Cash generated from operations	<b>926,996</b>	1,880,344
Income Tax paid	(314,160)	(455,020)
Exchange Gain/(Loss)	804,395	(302,100)
	<b>1,417,231</b>	1,123,224
<b>B. CASH FROM INVESTING ACTIVITIES</b>		
Receipt of Deposit from tenant	0	900,000
Dividend received	0	20,800
	<b>0</b>	920,800
<b>C. CASH FROM FINANCING ACTIVITIES</b>		
Loan from directors	(1,300,000)	(317,183)
	<b>(1,300,000)</b>	(317,183)
Changes in cash and equivalents during the period		
Cash and equivalent at the beginning	322,034	220,012
<b>Cash and equivalent at the end</b>	<b>117,231</b>	1,726,840
	<b>439,265</b>	1,946,852



**SAEED ALAM**

Chief Executive



**RAUF ALAM**

Director



**MUHAMMAD ISMAIL**

Chief Financial Officer

Hyderabad: April 27, 2026

# Statement of Changes in Equity

For the 3rd Quarter ended March 31, 2026

Amount in Rupees.

	Share Capital	CAPITAL RESERVES		Accumulated (Loss)	Total
		Surplus on Revaluation of Investment	Revaluation Surplus		
<b>Balance as on July 1, 2024</b>	<b>20,000,000</b>	<b>798,179</b>	<b>-</b>	<b>(111,518,757)</b>	<b>(90,720,578)</b>
Loss up to March 31, 2025	-	166,175	-	(2,767,463)	(2,601,288)
<b>Balance as on March 31, 2025</b>	<b>20,000,000</b>	<b>964,354</b>	<b>-</b>	<b>(114,286,220)</b>	<b>(93,321,866)</b>
<b>Balance as on July 1, 2025</b>	<b>20,000,000</b>	<b>920,470</b>	<b>219,858,906</b>	<b>3,359,348</b>	<b>244,138,724</b>
Loss for the Period	-	-	-	(1,075,415)	(1,075,415)
Other Comprehensive Income for the Period	-	6,867	-	-	6,867
<i>Transfer due to Incremental Depreciation on Revaluation of Property, Plant and Equipment</i>	-	-	(93,960)	93,960	-
<i>Deferred Tax on Incremental Depreciation on Building</i>	-	-	(13,509)	-	(13,509)
<b>Balance as on March 31, 2026</b>	<b>20,000,000</b>	<b>927,337</b>	<b>219,751,437</b>	<b>2,377,893</b>	<b>243,056,667</b>



**SAEED ALAM**  
Chief Executive  
Hyderabad: April 27, 2026



**RAUF ALAM**  
Director



**MUHAMMAD ISMAIL**  
Chief Financial Officer