



# CONTENTS

Company Information .....	02
Directors' Review .....	03
Condensed Interim Statement of Financial Position .....	07
Condensed Interim Statement of Profit or Loss and Other Comprehensive Income (Unaudited) .....	09
Condensed Interim Statement of Changes in Equity (Unaudited) .....	10
Condensed Interim Statement of Cash Flows (Unaudited) .....	11
Notes to the Condensed Interim Financial Statements (Unaudited) .....	12

# COMPANY INFORMATION

## Board of Directors

Mr. Muhammad Arif Habib	Chairman, Non-Executive Director
Mr. Nasim Beg	Non-Executive Director
Mr. Muhammad Kashif	Chief Executive Officer
Mr. Abdus Samad	Non-Executive Director
Syed Salman Rashid	Non-Executive Director
Mr. Khursheed Anwer Jamal	Independent Director
Mr. Khalilullah Shaikh	Independent Director
Ms. Zainab Kashif	Non-Executive Director

## Audit Committee

Mr. Khursheed Anwer Jamal	Chairman
Syed Salman Rashid	Member
Mr. Abdus Samad	Member

## Human Resources & Remuneration Committee

Mr. Khursheed Anwer Jamal	Chairman
Syed Salman Rashid	Member
Mr. Muhammad Kashif	Member

## ERP Governance & Implementation Committee

Mr. Khalilullah Shaikh	Chairman
Mr. Khursheed Anwer Jamal	Member
Mr. Muhammad Kashif	Member

## ESG Committee

Mr. Khalilullah Shaikh	Chairman
Mr. Khursheed Anwer Jamal	Member
Ms. Zainab Kashif	Member

## Chief Financial Officer

Muhammad Taha Hamdani

## Company Secretary

Mr. Salman Gogan

## External Auditors

A.F. Ferguson & Co. Chartered Accountants

## Cost Auditors

UHY Hassan Naeem & Co. Chartered Accountants

## Legal Advisor

Barrister Asad Iftikhar

## Share Registrar

CDC Share Registrar Services Limited  
CDC House, 99-B, Block-B, SMCHS,  
Main Shahrah-e-Faisal, Karachi - 74400

## Bankers / Lenders of the Company

### Local Banks / DFIs

Al Baraka Bank (Pakistan) Limited  
Allied Bank Limited  
Askari Bank Limited  
Bank Alfalah Limited  
Bank Al Habib Limited  
Bank Makramah Limited  
BankIslami Pakistan Limited  
Dubai Islamic Bank Pakistan Limited  
Faysal Bank Limited  
First Credit & Investment Bank Limited  
Habib Bank Limited  
Habib Metropolitan Bank Limited  
JS Bank Limited  
Meezan Bank Limited  
National Bank of Pakistan  
Pak Oman Investment Company Limited  
Soneri Bank Limited  
Samba Bank Limited  
Sindh Bank Limited  
The Bank of Punjab  
The Bank of Khyber  
United Bank Limited

### Foreign Banks / DFIs

DEG - Deutsche Investitionsund  
Entwicklungsgesellschaft mbH - Germany

The OPEC Fund for International Development  
("OFID") – Austria

Islamic Corporation for the Development  
of the Private Sector ("ICD") – Saudi Arabia

### Registered Office

Arif Habib Centre, 23, M.T. Khan Road, Karachi

### Factory

Nooriabad Industrial Area, Deh Kalo Kohar,  
District Jamshoro, Sindh

### Website

[www.powercement.com.pk](http://www.powercement.com.pk)

### Contact Number

021-32468231-2

### Fax Number

021-32463209

# DIRECTORS' REVIEW

## FOR THE NINE MONTHS PERIOD ENDED MARCH 31, 2026

The Board of Directors of your Company present herewith their review on the financial and operational performance of the Company for the nine months period ended March 31, 2026.

### Economic Overview

Pakistan's economy is expected to maintain its recovery momentum, with GDP growth projected at 3.5% in FY2026 and 4.5% in FY2027 (Asian Development Bank's Asian Development Outlook (April 2026)). This forecast is supported by a rebound in manufacturing and increased private investment. Improving macroeconomic stability and fiscal incentives, particularly for the construction sector, are expected to further support economic activity. However, the outlook remains subject to downside risks arising from global economic uncertainty and geopolitical tensions, particularly in the Middle East, which may place pressure on inflation, external balances and overall growth. Continued adherence to structural reforms will be critical to sustaining this momentum.

### Industry Overview

Pakistan's cement industry showed a recovery during the nine months ended March 31, 2026, posting an overall growth of 9.80% after experiencing contraction over the past three years. Domestic dispatches increased by 10.61%, supported by improved public sector development spending and a gradual improvement in private sector activity. Export volumes also registered a growth of 6.25% with uptick in prices.

In the North Zone, domestic dispatches recorded a strong increase of 12.14%. However, export dispatches declined significantly by 28.54%. Despite this, total dispatches in the region grew by 10.29%, primarily driven by local demand.

The South Zone witnessed comparatively moderate performance. Domestic dispatches rose by 3.47%, while exports increased by 13.45%, resulting in an overall growth of 8.64% in total dispatches.

Looking ahead, the outlook remains uncertain. The continuing Iran-US tensions are expected to disrupt expectations of steady growth in cement demand. While government-led development spending and housing finance subsidized initiatives may continue to provide some support, rising inflation and declining purchasing power are likely to weigh on domestic demand and may slow the recent recovery trend.

### Production & Sales Performance

The production and sales statistics for the nine months period ended March 31, 2026 compared to the corresponding period are as follows:

Production	Nine Months Ended		Variance
	March 31, 2026	March 31, 2025	
	In Tons		
Clinker production	1,728,727	1,476,528	17.08%
Cement production	1,264,167	1,232,867	2.54%

Sales	Nine Months Ended		Variance
	March 31, 2026	March 31, 2025	
	In Tons		
Clinker & Cement dispatches (Local)	1,042,843	1,017,395	2.50%
Clinker dispatches (Export)	630,218	390,622	61.34%
Cement dispatches (Export)	269,650	259,043	4.09%
<b>Total</b>	<b>1,942,711</b>	<b>1,667,060</b>	<b>16.54%</b>

## Financial Performance

An analysis of the key financial results of your Company for the nine months period ended March 31, 2026 is as under:

Particulars	Nine Months Ended	
	March 31, 2026	March 31, 2025
	Rs. in ' 000 '	
Net Sales Revenue	25,629,170	21,004,306
Gross Profit	9,046,572	5,798,855
EBITDA	6,230,516	3,916,787
Operating Profit	5,517,387	3,275,250
Finance Cost -Net	1,409,783	2,512,994
Profit Before Taxation and Levy	4,107,604	762,256
Profit After Taxation and Levy	2,532,452	347,927
EPS - Basic (in Rupees)	1.91	0.07
EPS - Diluted (in Rupees)	1.82	0.07

During the nine months ended March 31, 2026, your Company demonstrated a significant improvement in financial performance over the corresponding period last year, supported by higher sales volumes, stronger margins, and a substantial reduction in finance costs.

Net sales revenue increased by 22.02% to Rs. 25.63 billion from Rs. 21 billion. This translated into a marked increase in gross profit, which rose by 56.01% to Rs. 9.05 billion compared to Rs. 5.80 billion last year, reflecting enhanced operational efficiency and favorable cost management.

EBITDA registered a robust growth of 59.07%, increasing to Rs. 6.23 billion from Rs. 3.92 billion, while operating profit grew by 68.46% to Rs. 5.52 billion, underscoring the strong performance of the Company's core operations.

Net finance costs declined significantly by 44% to Rs. 1.40 billion from Rs. 2.51 billion, primarily due to reduced borrowing levels, easing interest rates, and prudent financial management. Additionally, support from associated undertakings, in the form of contribution towards mark-up obligations, helped alleviate cash flow pressures during the period.

Consequently, profit before taxation and levy increased substantially to Rs. 4.11 billion from Rs. 0.76 billion, while profit after taxation and levy surged to Rs. 2.53 billion compared to Rs. 0.35 billion in the same period last year. Earnings per share improved to Rs. 1.91 (basic) and Rs. 1.82 (diluted), as against Rs. 0.07, reflecting the Company's strengthened profitability and improved financial position.

### Future Outlook


The recent positive assessment by the IMF and the expected approval of a US\$1.21 billion tranche are likely to strengthen external accounts, support currency stability and enhance investor confidence. However, a prolonged continuation of the Iran-US tensions can create significant stresses in the situation. Improving performance across key sectors, moderating inflation, better fiscal management and rising industrial activity indicate a gradual strengthening of economic conditions, although continued reform momentum remains important. The recently announced subsidized housing finance scheme by the Government is expected to have a positive impact on the industry, subject to its effective implementation. The Company's 7.5 MW wind power project is progressing well and is expected to commence operations in the coming months of FY-2026, supporting cost optimization and sustainability objectives. While global uncertainties persist, the improving macroeconomic environment is expected to support demand recovery and stable financing conditions. The recent ceasefire in the US-Iran conflict has eased immediate geopolitical pressures, leading to some moderation in global oil prices. The Company remains hopeful that the Government will take appropriate measures towards the challenges created by the impact of the international oil prices to the domestic market, easing energy costs and inflationary pressures, as the energy markets are likely remained sensitive to any increase in the tensions.

Despite these risks, the Company remains well-positioned to sustain growth and enhance long-term shareholder value.

### Acknowledgement

The Directors place on record their sincere appreciation for the dedication, hard work, and continued commitment of the Company's employees at all levels. The Board also extends its gratitude to shareholders, customers, business partners, and other stakeholders for their continued trust and confidence in the Company.

For and on behalf of the Board of Directors

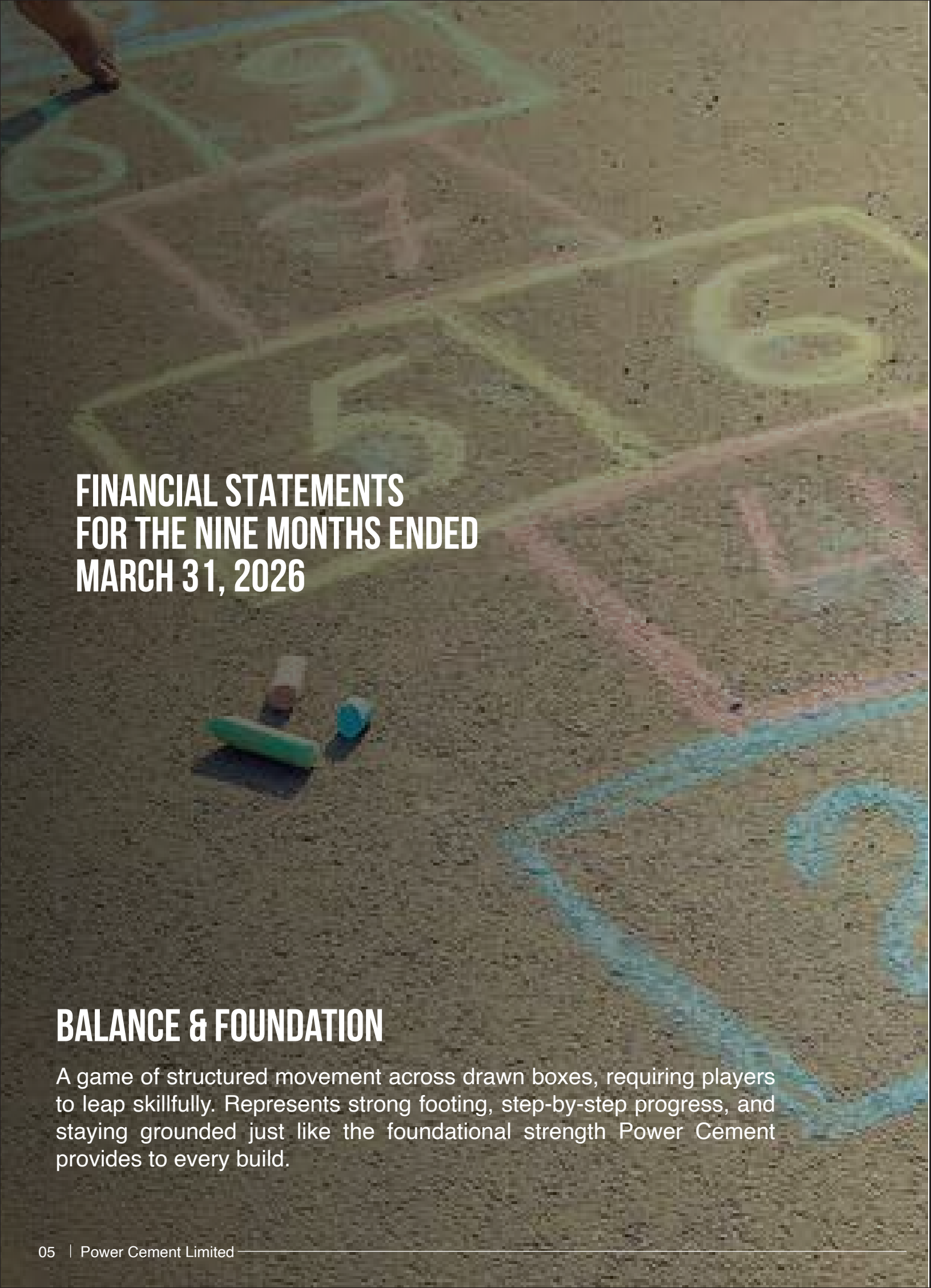


Muhammad Kashif  
Chief Executive Officer



Muhammad Arif Habib  
Chairman

April 20, 2026  
Karachi



# FINANCIAL STATEMENTS FOR THE NINE MONTHS ENDED MARCH 31, 2026

## BALANCE & FOUNDATION

A game of structured movement across drawn boxes, requiring players to leap skillfully. Represents strong footing, step-by-step progress, and staying grounded just like the foundational strength Power Cement provides to every build.

# پہلے دوں




# CONDENSED INTERIM STATEMENT OF FINANCIAL POSITION


AS AT MARCH 31, 2026

ASSETS	Note	(Unaudited) March 31, 2026 (Rupees in '000)	(Audited) June 30, 2025
<b>Non-current assets</b>			
Property, plant and equipment	5	33,389,563	33,682,318
Right-of-use asset		67,816	83,465
Long-term investment		-	21,589
Deferred tax asset		2,312,170	2,751,777
Long-term deposits		62,069	62,069
		<b>35,831,618</b>	<b>36,601,218</b>
<b>Current assets</b>			
Inventories	6	2,011,662	2,056,194
Stores, spares and loose tools	7	5,735,741	3,828,520
Trade receivables - considered good	8	378,264	343,571
Advances and other receivables		1,705,682	922,348
Taxation - payments less provision		-	659,995
Derivative financial asset		462,837	1,474,289
Trade deposits and short-term prepayments		203,119	157,242
Short-term investments		295,252	140,457
Cash and bank balances	9	259,366	1,496,175
		<b>11,051,923</b>	<b>11,078,791</b>
<b>TOTAL ASSETS</b>		<b>46,883,541</b>	<b>47,680,009</b>

The annexed notes from 1 to 18 form an integral part of these condensed interim financial statements.



Chief Financial Officer



Chief Executive




Director

# CONDENSED INTERIM STATEMENT OF FINANCIAL POSITION

AS AT MARCH 31, 2026

		(Unaudited) March 31, 2026	(Audited) June 30, 2025
	Note	(Rupees in '000)	
<b>EQUITY AND LIABILITIES</b>			
<b>Share capital and reserves</b>			
<b>Share capital</b>			
Ordinary shares	10	12,917,330	12,905,237
Cumulative preference shares		733,464	742,534
		13,650,794	13,647,771
<b>Reserves</b>			
<b>Capital reserve</b>			
Share premium		739,493	739,493
Difference on conversion of cumulative preference shares into ordinary shares		(570,797)	(567,774)
<b>Revenue reserve</b>			
Accumulated loss		(2,757,781)	(5,290,233)
		(2,589,085)	(5,118,514)
Contribution from associated undertakings		13,300,000	15,000,000
<b>TOTAL EQUITY</b>		<b>24,361,709</b>	<b>23,529,257</b>
<b>LIABILITIES</b>			
<b>Non-current liabilities</b>			
Long-term financing - secured		8,018,885	12,601,197
Long-term lease liability		69,815	83,394
Staff retirement benefits		386,720	356,996
		8,475,420	13,041,587
<b>Current liabilities</b>			
Trade and other payables		3,474,336	2,941,878
Contract liabilities		925,864	1,184,278
Unclaimed dividend		126	126
Accrued mark-up		645,575	1,085,284
Short-term financing - secured		5,234,645	4,311,176
Taxation - payments less provision		120,021	-
Current portion of long-term lease liability		17,424	12,900
Current portion of long-term financing		3,628,421	1,573,523
		14,046,412	11,109,165
<b>TOTAL LIABILITIES</b>		<b>22,521,832</b>	<b>24,150,752</b>
Contingencies and commitments	11		
<b>TOTAL EQUITY AND LIABILITIES</b>		<b>46,883,541</b>	<b>47,680,009</b>

The annexed notes from 1 to 18 form an integral part of these condensed interim financial statements.



Chief Financial Officer



Chief Executive




Director

# CONDENSED INTERIM STATEMENT OF PROFIT OR LOSS AND OTHER COMPREHENSIVE INCOME - UNAUDITED

FOR THE NINE MONTHS ENDED MARCH 31, 2026

	Note	Nine months period ended		Quarter ended	
		March 31, 2026	March 31, 2025	March 31, 2026	March 31, 2025
----- (Rupees in '000) -----					
Revenue from contracts with customers	12	25,629,170	21,004,306	9,169,036	7,182,203
Cost of sales		(16,582,598)	(15,205,451)	(6,104,097)	(5,129,858)
<b>Gross profit</b>		9,046,572	5,798,855	3,064,939	2,052,345
Selling and distribution expenses	13	(2,667,090)	(1,993,243)	(1,041,139)	(626,031)
Administrative expenses		(505,583)	(433,456)	(122,005)	(143,550)
Impairment loss on trade receivables		(5,984)	(12,021)	-	-
Other expenses		(350,528)	(84,885)	(111,594)	(111,177)
		(3,529,185)	(2,523,605)	(1,274,738)	(880,758)
<b>Profit from operations</b>		5,517,387	3,275,250	1,790,201	1,171,587
Finance income		37,868	29,811	20,544	15,330
Finance cost		(1,447,651)	(2,542,805)	(451,143)	(639,088)
Finance income / (cost) - net		(1,409,783)	(2,512,994)	(430,599)	(623,758)
<b>Profit before taxation and levy</b>		4,107,604	762,256	1,359,602	547,829
Levy		(324,174)	(63,756)	(117,821)	(17,428)
<b>Profit before taxation</b>		3,783,430	698,500	1,241,781	530,401
Taxation		(1,250,978)	(350,573)	(370,736)	(214,843)
<b>Profit after taxation and levy</b>		2,532,452	347,927	871,045	315,558
<b>Other comprehensive income:</b>					
Items that are or may be reclassified subsequently to profit or loss					
Changes in fair value of cash flow hedges		(1,011,451)	(834,390)	(484,490)	(481,285)
Adjustment for amounts transferred to profit or loss		1,011,451	834,390	484,490	481,285
		-	-	-	-
Related deferred tax		-	-	-	-
Hedging reserve		-	-	-	-
<b>Total comprehensive income for the period</b>		2,532,452	347,927	871,045	315,558
----- (Rupees) -----					
<b>Earnings per share</b>					
-Basic	14.1	1.91	0.07	0.66	0.22
-Diluted	14.2 & 14.3	1.82	0.07	0.62	0.22

The annexed notes from 1 to 18 form an integral part of these condensed interim financial statements.



Chief Financial Officer



Chief Executive




Director

# CONDENSED INTERIM STATEMENT OF CHANGES IN EQUITY - UNAUDITED


## FOR THE NINE MONTHS ENDED MARCH 31, 2026

	Share Capital	Difference on conversion of cumulative preference shares into ordinary shares	Capital reserve	Revenue reserve	Contribution from associated undertakings	Total Equity
	Issued, subscribed and paid up capital		Share premium	Accumulated loss		
----- (Rupees in '000)-----						
<b>Balance as at July 1, 2024</b>	13,201,175	(121,178)	739,493	(6,100,369)	11,700,000	19,419,121
Contribution received - net	-	-	-	-	3,300,000	3,300,000
Cumulative preference shares of Rs.10 each converted into 1.333 Ordinary Shares of Rs.10 each during the period	202,758	(202,758)	-	-	-	-
	202,758	(202,758)	-	-	3,300,000	3,300,000
<b>Total comprehensive income for the period</b>						
Profit for the period	-	-	-	347,927	-	347,927
<b>Balance as at March 31, 2025</b>	13,403,933	(323,936)	739,493	(5,752,442)	15,000,000	23,067,048
<b>Balance as at July 1, 2025</b>	13,647,771	(567,774)	739,493	(5,290,233)	15,000,000	23,529,257
Contribution repaid - net	-	-	-	-	(1,700,000)	(1,700,000)
Cumulative preference shares of Rs.10 each converted into 1.333 Ordinary Shares of Rs.10 each during the period	3,023	(3,023)	-	-	-	-
	3,023	(3,023)	-	-	(1,700,000)	(1,700,000)
<b>Total comprehensive income for the period</b>						
Profit for the period	-	-	-	2,532,452	-	2,532,452
<b>Balance as at March 31, 2026</b>	13,650,794	(570,797)	739,493	(2,757,781)	13,300,000	24,361,709

The annexed notes from 1 to 18 form an integral part of these condensed interim financial statements.



Chief Financial Officer



Chief Executive




Director

# CONDENSED INTERIM STATEMENT OF CASH FLOWS - UNAUDITED


## FOR THE NINE MONTHS ENDED MARCH 31, 2026

	Note	March 31, 2026 (Rupees in '000)	March 31, 2025
<b>CASH FLOWS FROM OPERATING ACTIVITIES</b>			
<b>Cash generated from operations</b>	15	3,948,096	4,691,213
Gratuity paid		(53,405)	(25,719)
Leave encashment paid		(7,274)	(5,207)
Income tax and levies paid		(356,892)	(314,145)
Deposits paid		-	(6,000)
Finance cost paid - Islamic		(1,790,932)	(3,731,712)
Finance cost paid - Conventional		(4,931)	(64,920)
		(2,213,434)	(4,147,703)
<b>Net cash generated from operating activities</b>		1,734,662	543,510
<b>CASH FLOWS FROM INVESTING ACTIVITIES</b>			
Capital expenditure - operations		(405,101)	(432,085)
Proceeds from sale of property, plant and equipment		374	1,436
Short-term investments made		(132,000)	(8,000)
Proceeds from realization of long term investment		-	2,917
Finance income received		33,596	28,688
<b>Net cash used in investing activities</b>		(503,131)	(407,044)
<b>CASH FLOWS FROM FINANCING ACTIVITIES</b>			
Repayment of long-term financing		(1,573,523)	(1,339,937)
Repayment of long-term trade payables		(96,065)	(163,870)
Proceeds from short-term financing - net		901,186	2,050,000
Lease rentals paid		(22,221)	(27,369)
(Repayment to) / Contribution from associated undertakings - net		(1,700,000)	3,300,000
<b>Net cash (used in) / generated from financing activities</b>		(2,490,623)	3,818,824
<b>Net (decrease) / increase in cash and cash equivalents</b>		(1,259,092)	3,955,290
Cash and cash equivalents at beginning of the period		1,235,232	(4,511,699)
<b>Cash and cash equivalents at end of the period</b>	16	(23,860)	(556,409)

The annexed notes from 1 to 18 form an integral part of these condensed interim financial statements.



Chief Financial Officer



Chief Executive



Director

# NOTES TO THE CONDENSED INTERIM FINANCIAL STATEMENTS - UNAUDITED

## FOR THE NINE MONTHS ENDED MARCH 31, 2026

### 1. THE COMPANY AND ITS OPERATIONS

Power Cement Limited (the Company) was incorporated in Pakistan as a private limited company on December 1, 1981 and was converted into a public limited company on July 9, 1987. The Company is listed on Pakistan Stock Exchange. The Company's principal activity is manufacturing, selling and marketing of cement. The registered office of the Company is situated at Arif Habib Centre, 23 M.T.Khan Road, Karachi and its production facility is situated at Deh Kalo Kohar, Nooriabad Industrial Estate, District Jamshoro (Sindh).

### 2. BASIS OF PREPARATION

#### 2.1 Statement of compliance

These condensed interim financial statements have been prepared in accordance with the accounting and reporting standards as applicable in Pakistan for interim financial reporting. The accounting and reporting standards as applicable in Pakistan for interim financial reporting comprises of:

- International Accounting Standard (IAS) 34, Interim Financial Reporting, issued by the International Accounting Standards Board (IASB) as notified under the Companies Act, 2017;
- Provisions of, directives and notifications issued under the Companies Act, 2017.

Where the provisions of, directives and notifications issued under the Companies Act, 2017 differ with the requirements of IAS 34, the provisions of, directives and notifications issued under the Companies Act, 2017 have been followed.

These condensed interim financial statements do not include all the information required for full financial statements and should be read in conjunction with the annual audited financial statements of the Company for the year ended June 30, 2025.

#### 2.2 Functional and presentation currency

These condensed interim financial statements are presented in Pakistani Rupees which is also the Company's functional currency. All amounts have been rounded to the nearest thousand, unless otherwise indicated.

#### 2.3 Changes in accounting standards, interpretations and pronouncements

##### a) Standards and amendments to approved accounting and reporting standards that are effective

There are certain amendments and interpretations to the accounting and reporting standards which are mandatory for the Company's annual accounting period which began on July 1, 2025. However, these do not have any significant impact on the Company's financial reporting.

##### b) Standards and amendments to approved accounting and reporting standards that are not yet effective

There is a new standard and amendments that will be applicable to the Company for its annual periods beginning on or after January 1, 2026. The new standard refers to IFRS 18 Presentation and Disclosure in Financial Statements with applicability date of January 1, 2027. The overall amendments include those made to IFRS 7 and IFRS 9 which clarify the date of recognition and derecognition of a financial asset or financial liability which are applicable effective January 1, 2026. The Company's management at present is in the process of assessing the full impacts of the new standard and the amendments to IFRS 7 and IFRS 9 and is expecting to complete the assessment in due course.

### 3. MATERIAL ACCOUNTING POLICY INFORMATION

The summary of material accounting policies and methods of computation adopted in the preparation of these condensed interim financial statements are same as those applied in the preparation of the annual audited financial statements of the Company for the year ended June 30, 2025.

# NOTES TO THE CONDENSED INTERIM FINANCIAL STATEMENTS - UNAUDITED

## FOR THE NINE MONTHS ENDED MARCH 31, 2026

### 4. ACCOUNTING ESTIMATES, JUDGEMENTS AND FINANCIAL RISK MANAGEMENT

The preparation of these condensed interim financial statements requires management to make estimates, assumptions and use judgements that affect the application of policies and reported amounts of assets and liabilities and income and expenses. Estimates, assumptions and judgements are continually evaluated and are based on historical experience and other factors, including reasonable expectations of future events. Revisions to accounting estimates are recognised prospectively commencing from the period of revision.

Judgements and estimates made by the management in the preparation of these condensed interim financial statements are the same as those that were applied to annual audited financial statements as at and for the year ended June 30, 2025.

The Company's financial risk management objectives and policies are consistent with those disclosed in the annual audited financial statements as at and for the year ended June 30, 2025.

	Note	<b>(Unaudited)</b> <b>March 31,</b> <b>2026</b>	(Audited) June 30, 2025
(Rupees in '000)			
<b>5. PROPERTY, PLANT AND EQUIPMENT</b>			
Operating assets	5.1	32,495,291	32,960,889
Capital work-in-progress		19,295	108,077
Capitalisable stores and spares		874,977	613,352
		<u>33,389,563</u>	<u>33,682,318</u>
<b>5.1 Operating assets</b>			
<b>Opening net book value</b>		32,960,889	33,732,846
<b>Additions during the period / year - at cost</b>			
Plant and machinery		15,687	60,346
Factory building on leasehold land		167,687	-
Non factory building on leasehold land		-	14,019
Factory and laboratory equipments		825	-
Computers and peripherals		17,012	7,023
Office equipment		4,772	1,779
Furniture and fixtures		-	22,540
Vehicles		26,274	687
		<u>232,257</u>	<u>106,394</u>
Disposals during the period / year - net book value		(375)	(1,744)
Depreciation for the period / year		(697,480)	(876,607)
		<u>(697,855)</u>	<u>(878,351)</u>
<b>Closing net book value</b>		<u>32,495,291</u>	<u>32,960,889</u>

# NOTES TO THE CONDENSED INTERIM FINANCIAL STATEMENTS - UNAUDITED

## FOR THE NINE MONTHS ENDED MARCH 31, 2026

		(Unaudited) March 31, 2026	(Audited) June 30, 2025
	Note	(Rupees in '000)	
<b>6. INVENTORIES</b>			
Raw material		328,125	288,155
Packing material		306,744	271,884
Semi-finished goods	6.1	1,122,987	1,299,827
Work-in-process		24,149	20,826
Finished goods	6.2	229,657	175,502
		2,011,662	2,056,194

**6.1** This includes clinker held at port for export amounting to Rs. 70.8 million (June 30, 2025: Rs. 480.39 million).

**6.2** This includes cement held at port for export amounting to Rs. 1.49 million (June 30, 2025: Rs. 22.22 million).

		(Unaudited) March 31, 2026	(Audited) June 30, 2025
	Note	(Rupees in '000)	
<b>7. STORES, SPARES AND LOOSE TOOLS</b>			
Stores		780,972	881,397
Coal & other fuels	7.1	3,298,929	1,415,741
Spares		1,665,835	1,540,988
Loose tools		8,996	9,385
		5,754,732	3,847,511
Less: Provision for net realisable value written down		(18,991)	(18,991)
		5,735,741	3,828,520

**7.1** This includes coal-in-transit amounting to Nil (June 30, 2025: Rs. 453.13 million).

### 8. TRADE RECEIVABLES - considered good

Secured	7,320	15,250
Due from related parties - unsecured	199,681	85,640
Due from other parties - unsecured	238,670	304,104
	445,671	404,994
Less: Loss allowance on trade receivables	(67,407)	(61,423)
	378,264	343,571

### 9. CASH AND BANK BALANCES

Cash at bank			
<b>Conventional</b>			
- In current accounts		13,604	5,170
<b>Islamic</b>			
- In current accounts		118,988	219,979
- In savings accounts	9.1	125,820	170,513
		244,808	390,492
Cash in hand		954	513
Term deposit modaraba certificates		-	1,100,000
		259,366	1,496,175

**9.1** These accounts are maintained with Islamic banks and carry profits at declared rates ranging from 6.33% - 9.38% (June 30, 2025: 7.46% - 9.92%) per annum.

# NOTES TO THE CONDENSED INTERIM FINANCIAL STATEMENTS - UNAUDITED

## FOR THE NINE MONTHS ENDED MARCH 31, 2026

### 10 SHARE CAPITAL

#### 10.1 Authorised Share Capital

(Unaudited) March 31, 2026 (Number of Shares)	(Audited) June 30, 2025		(Unaudited) March 31, 2026 (Rupees in '000)	(Audited) June 30, 2025 (Rupees in '000)
1,390,000,000	1,390,000,000	Ordinary and Cumulative Preference Shares of Rs.10 each	13,900,000	13,900,000

#### 10.2 Issued, subscribed and paid-up capital

##### 10.2.1 Ordinary Shares

(Unaudited) March 31, 2026 (Number of Shares)	(Audited) June 30, 2025		(Unaudited) March 31, 2026 (Rupees in '000)	(Audited) June 30, 2025 (Rupees in '000)
1,051,234,846	1,051,234,846	Fully paid ordinary shares of Rs. 10 each issued:		
840,000	840,000	For cash	10,512,348	10,512,348
11,339,588	11,339,588	For consideration other than cash	8,400	8,400
228,318,570	227,109,237	Bonus shares	113,396	113,396
1,291,733,004	1,290,523,671	Converted from preference shares	2,283,186	2,271,093
			12,917,330	12,905,237

##### 10.2.2 Cumulative Preference Shares

(Unaudited) March 31, 2026 (Number of Shares)	(Audited) June 30, 2025		(Unaudited) March 31, 2026 (Rupees in '000)	(Audited) June 30, 2025 (Rupees in '000)
244,585,320	244,585,320	Fully paid Cumulative Preference Shares of Rs. 10 each	2,445,853	2,445,853
(171,238,939)	(170,331,939)	Converted to ordinary shares	(1,712,389)	(1,703,319)
73,346,381	74,253,381		733,464	742,534

**10.3** If cash dividend is not paid in any year, due to loss or inadequate profits, then such unpaid cash dividend will accumulate and will be paid in the subsequent year(s) before any dividend is paid to the ordinary shareholders subject to approval of the Board of Directors. As at March 31, 2026 the unpaid dividend on Cumulative Preference Shares amounted to Rs. 1,645.56 million (June 30, 2025: Rs. 1,574.67 million).

# NOTES TO THE CONDENSED INTERIM FINANCIAL STATEMENTS - UNAUDITED

## FOR THE NINE MONTHS ENDED MARCH 31, 2026

### 11. CONTINGENCIES AND COMMITMENTS

#### 11.1 Contingencies

There is no change in the status of the contingencies as disclosed in note 26 to the annual audited financial statements for the year ended June 30, 2025, except as mentioned below:

- 11.1.1** As disclosed in note 26.8.6 to the annual audited financial statements, the Company filed an application for rectification of mistake under section 57 of the Sales Tax Act, 1990 on July 26, 2021, but no action was taken by the DCIR. Consequently, the Company preferred an appeal before the Commissioner Inland Revenue (Appeals), who annulled the impugned order of DCIR.
- 11.1.2** As disclosed in note 26.8.7 to the annual audited financial statements, the tax department has filed a reference before the Sindh High Court against the order of the ATIR involving an amount of Rs. 14.68 million. The matter is currently pending adjudication.

#### 11.2 Commitments

Commitments against open letter of credit for:

- Coal

- Stores and spares

Commitments against letter of guarantees

Commitments against Ijarah rentals

Total Commitments

(Unaudited)  
March 31,  
2026

(Audited)  
June 30,  
2025

(Rupees in '000)

814,500	1,331,625
918,389	307,788
10,489,870	10,765,593
158,840	159,737
<u>12,381,599</u>	<u>12,564,743</u>

### 12. REVENUE FROM CONTRACTS WITH CUSTOMERS

Local Sales

Sales tax

Federal excise duty

Commission

**Net local sales**

Exports

Freight

**Net exports**

(Unaudited)  
March 31,  
2026

(Unaudited)  
March 31,  
2025

(Rupees in '000)

24,344,170	22,583,653
(4,052,731)	(3,763,618)
(4,171,372)	(4,069,449)
(36,348)	(35,113)
<u>16,083,719</u>	<u>14,715,473</u>
9,813,868	6,375,639
(268,417)	(86,806)
<u>9,545,451</u>	<u>6,288,833</u>
<u>25,629,170</u>	<u>21,004,306</u>

### 13. SELLING AND DISTRIBUTION EXPENSES

Selling and distribution expenses include Rs. 2,291.66 million (March 31, 2025: Rs. 1,643.19 million) incurred in respect of export sales.

# NOTES TO THE CONDENSED INTERIM FINANCIAL STATEMENTS - UNAUDITED

## FOR THE NINE MONTHS ENDED MARCH 31, 2026

14. EARNINGS PER SHARE	(Unaudited) March 31, 2026	(Unaudited) March 31, 2025
<b>14.1 Basic</b>		
Profit after taxation and levy attributable to ordinary shareholders (rupees in thousands)	2,532,452	347,927
Adjustment for cumulative preference shares dividend (rupees in thousands)	(70,894)	(261,752)
Profit after taxation and levy for calculation of basic earnings per share (rupees in thousands)	2,461,558	86,175
Weighted average number of ordinary shares outstanding at the end of period (shares in thousands)	1,291,345	1,153,390
Basic earnings per share (in rupees)	1.91	0.07
<b>14.2 Diluted</b>		
Profit after taxation and levy for calculation of diluted earnings per share (rupees in thousands)	2,532,452	347,927
Weighted average number of ordinary shares outstanding at the end of period (shares in thousands)	1,291,345	1,153,390
Adjustment for conversion of convertible preference shares (shares in thousands)	97,795	196,539
Weighted average number of potential ordinary shares outstanding at the end of period (shares in thousands)	1,389,140	1,349,929
Diluted earnings per share (in rupees) - Note 14.3	1.82	0.07

**14.3** IAS 33 Earnings per Share (paragraph 43) provides that potential ordinary shares are considered antidilutive when their conversion would increase earnings per share or decrease loss per share.

Accordingly, such potential shares are excluded from the computation of diluted earnings per share and hence diluted earning/ loss per share equates to basic earning/ loss per share.

As disclosed in note 14.2 of the condensed interim financial statements for the nine months period ended March 31, 2025, the calculated diluted earnings per share was anti-dilutive i.e, Rs. 0.26. Hence, in line with the above requirement, the diluted earnings per share was assumed to be equal to the basic earning per share of Rs. 0.07.

For the current nine months period ended March 31, 2026, the potential ordinary shares were dilutive and therefore included in the computation of diluted earnings per share. Consequently, the diluted earnings per share for the current and corresponding periods are not directly comparable.

# NOTES TO THE CONDENSED INTERIM FINANCIAL STATEMENTS - UNAUDITED

## FOR THE NINE MONTHS ENDED MARCH 31, 2026

	(Unaudited) March 31, 2026	(Unaudited) March 31, 2025
<b>15. CASH GENERATED FROM OPERATIONS</b>		
	(Rupees in '000)	
Profit before taxation and levy	4,107,604	762,256
<b>Adjustment for:</b>		
Depreciation on property, plant and equipment	697,480	625,887
Depreciation on right-of-use asset	15,649	15,650
Finance cost on short-term financing - Islamic	291,282	515,030
Finance cost on short-term financing - Conventional	3,201	24,653
Finance cost on long-term financing - Islamic	1,058,764	1,884,549
Finance cost on long-term financing - Conventional	2,907	24,975
Finance cost on Sindh Workers' Profit Participation Fund	4,789	-
Unwinding of restructuring cost	22,961	19,612
Mark up on long-term trade payables	27,036	40,856
Mark up on lease liability	13,166	14,666
Exchange loss - net	35,124	22,481
Loss on disposal of property, plant and equipment	-	263
(Gain) / Loss from Scrap Sales	(1,177)	7,025
Finance income	(37,868)	(29,811)
Impairment loss on trade receivables - net	5,984	657
Provision for gratuity expense	76,738	70,214
Provision for leave encashment expense	13,666	16,800
	2,229,702	3,253,507
<b>Operating profit before working capital changes</b>	6,337,306	4,015,763
<b>Effect on cash flow due to working capital changes</b>		
<b>(Increase) / decrease in current assets</b>		
Stores, spares and loose tools	(1,907,221)	(247,175)
Inventories	44,532	(61,093)
Trade receivables	(40,678)	(516,509)
Advances and other receivables	(783,334)	367,931
Trade deposits and short-term prepayments	(45,877)	(26,641)
	(2,732,578)	(483,487)
<b>Increase / (decrease) in current liabilities</b>		
Trade and other payables	601,782	385,823
Contract liabilities	(258,414)	773,114
	343,368	1,158,937
<b>Net cash generated from operations</b>	3,948,096	4,691,213
<b>16. CASH AND CASH EQUIVALENTS</b>		
Cash and bank balances	9	259,366
Short-term financing		(283,226)
		(23,860)
		207,951
		(764,360)
		(556,409)

# NOTES TO THE CONDENSED INTERIM FINANCIAL STATEMENTS - UNAUDITED

## FOR THE NINE MONTHS ENDED MARCH 31, 2026

### 17. TRANSACTIONS AND BALANCES WITH RELATED PARTIES

Transactions with related parties during the period are as follows:

Name of the related party	Relationship	Transactions during the period	(Unaudited)	(Unaudited)
			March 31, 2026	March 31, 2025
			(Rupees in'000)	
Aisha Steel Mills Limited	Associated company by virtue of common directorship	- Sharing of Expense	422	3,500
		- Payments made	429	4,500
		- Sale of goods	402	377
		- Payments received	824	377
Arif Habib Equity (Private) Limited	Associated company by virtue of common directorship	- Contribution received	892,000	5,548,600
		- Contribution repaid	400,000	-
		- Loan repaid	308,760	309,171
		- Mark-up accrued	29,624	141,673
		- Mark-up paid	65,728	180,316
Arif Habib Corporation Limited	Associated company by virtue of common directorship	- Mark-up accrued	-	1,446
		- Mark-up paid	-	1,446
		- Financing received	-	2,375,000
		- Financing repaid	-	2,375,000
		- Guarantee commission accrued	636	637
		- Guarantee commission paid	636	636
All Pakistan Cement Manufacturers Association	Associated company by virtue of common directorship	- Membership fee	2,000	1,500
		- Payments made	2,000	1,500
Biomasdar (Pakistan) Limited	Associated company by virtue of common directorship	- Sale of goods	-	16,522
		- Payments received	10	16,511
Fatima Packaging Limited	Associated company by virtue of common directorship	- Purchase of goods	855,127	693,302
		- Payments made	1,031,021	656,957
Fatima Fertilizer Company Limited	Associated company by virtue of common directorship	- Purchase of goods	-	168
Green Store (Private) Limited	Associated company by virtue of common directorship	- Purchase of goods	-	2,297
		- Payments made	-	2,297
Globe Residency REIT	Associated undertaking by virtue of common directorship	- Sale of goods	66,138	47,599
		- Payments received	49,286	38,914
Habib Sugar Mills Limited	Associated company by virtue of common directorship	- Sale of goods	24,994	20,645
		- Payment received	25,122	20,557

# NOTES TO THE CONDENSED INTERIM FINANCIAL STATEMENTS - UNAUDITED

## FOR THE NINE MONTHS ENDED MARCH 31, 2026

Transactions with related parties during the period are as follows:

Name of the related party	Relationship	Transactions during the period	(Unaudited) March 31, 2026 (Rupees in'000)	(Unaudited) March 31, 2025
Javedan Corporation Limited	Associated company by virtue of common directorship	- Sale of goods	12,265	16,843
		- Payments received	14,969	33,487
		- Services received	408	180
		- Payments made	408	180
Mr. Muhammad Arif Habib	Substantial shareholder / Director	- Contribution received	-	4,950,000
		- Contribution repaid	1,126,000	7,198,600
Mr. Abdus Samad	Director	- Sale of goods	1,074	-
Ms. Sharmin Shahid	Director's relative	- Sale of goods	1,603	-
		- Payments received	1,603	-
Memon Health & Education Foundation	Associated company by virtue of common directorship	- Sale of goods	-	611
		- Payments received	-	611
Naya Nazimabad Apartment REIT	Associated undertaking by virtue of common directorship	- Sale of goods	2,045	-
Rahat Residency REIT	Associated undertaking by virtue of common directorship	- Sale of goods	16,314	9,616
		- Payments received	10,610	7,331
Rotocast Engineering Company (Private) Limited	Associated company by virtue of common directorship	- Services received	21,447	21,067
		- Lease rentals	22,221	27,369
		- Payments made	33,202	43,838
		- Contribution received	300,000	-
		- Contribution repaid	1,366,000	-
Safe Mix Concrete Limited	Associated company by virtue of common directorship	- Sale of goods	584,493	440,585
		- Payments received	500,419	376,383
Signature Residency REIT	Associated undertaking by virtue of common directorship	- Sale of goods	11,194	2,885
		- Payments received	4,060	4,482
Staff retirement benefit	Staff benefit plan	- Provision for gratuity expense	76,738	70,214
		- Gratuity paid	53,405	25,719
All members of Company's Management Team and Directors	Key management	- Remuneration and other benefits	441,350	346,757
		- Retirement benefits	44,269	36,023
		- Directors' fees	450	525
		- Advances disbursed to employees	61,069	57,079
		- Advances repaid by employees	56,357	44,282

# NOTES TO THE CONDENSED INTERIM FINANCIAL STATEMENTS - UNAUDITED


## FOR THE NINE MONTHS ENDED MARCH 31, 2026

### Balances with related parties are as follows:

	(Unaudited) March 31, 2026	(Audited) June 30, 2025
	(Rupees in '000)	
<b>Aisha Steel Mills Limited</b>		
- Amount payable	-	429
<b>Arif Habib Equity (Private) Limited</b>		
- Contribution Outstanding	10,753,300	10,261,300
- Loan payable (including mark-up)	159,381	504,245
<b>Arif Habib Corporation Limited</b>		
- Guarantee commission payable	212	212
<b>Biomasdar (Pakistan) Limited</b>		
- Receivable from customer	-	10
<b>Fatima Packaging Limited</b>		
- Amount payable	282,254	458,148
<b>Globe Residency REIT</b>		
- Receivable from customer	33,197	16,345
<b>Habib Sugar Mills Limited</b>		
- Receivable from customer	-	128
<b>Javedan Corporation Limited</b>		
- Receivable from customer	10,913	13,617
<b>JS Bank Limited</b>		
- Bank Balance	482	239
<b>Mr. Muhammad Arif Habib</b>		
- Contribution Outstanding	2,546,700	3,672,700
- Mark-up payable	292,722	292,722
<b>Mr. Abdus Samad</b>		
- Receivable from customer	1,074	-
<b>Memon Health &amp; Education Foundation</b>		
- Advance from customer	192	192
<b>Naya Nazimabad Apartment REIT</b>		
- Receivable from customer	2,045	-
<b>Rahat Residency REIT</b>		
- Receivable from customer	10,181	4,477
<b>Rotocast Engineering Company (Private) Limited</b>		
- Contribution Outstanding	-	1,066,000
- Amount payable	10,466	-
<b>Safe Mix Concrete Limited</b>		
- Receivable from customer	133,237	49,163
<b>Signature Residency REIT</b>		
- Receivable from customer	9,034	1,900
<b>Staff retirement benefit</b>		
- Payable to gratuity fund	304,600	281,267
<b>Key management personnel</b>		
- Advances to employees	59,499	54,787

### 18. DATE OF AUTHORISATION FOR ISSUE

These condensed interim financial statements has been authorized for issue on April 20, 2026 by the Board of Directors.



Chief Financial Officer



Chief Executive



Director



Arif Habib Centre,  
23, M.T. Khan Road, Karachi  
Tel: 021-32468231-2  
[www.powercement.com.pk](http://www.powercement.com.pk)