



Towellers Limited



TOWELLERS HOUSE,
W.S.A 30-31, BLOCK 1,
FEDERAL 'B' AREA,
KARACHI-75950, PAKISTAN



+92-21-36322500
36325500, 36323434
36323100, 36326600



+92-21-36314884



+92-324-8282371
+92-301-8240064



towellers@towellers.com
www.towellers.com

April 28th 2026

FORM-7

The General Manager
Pakistan Stock Exchange Limited
Stock Exchange Building
Stock Exchange Road
Karachi.

Subject: Financial Results for the Quarter Ended March 31, 2026.

Dear Sir

We have to inform you that the Board of Directors of our Company in their meeting held at 11:30 a.m on Tuesday April 28th 2026 at W.S.A. 30-31, Block No. 1, F.B. Area, Karachi has approved the un-audited financial results for the Third Quarter and Nine months ended March 31, 2026 and recommended the following.

- | | | |
|-------|--|------|
| (i) | CASH DIVIDEND | :NIL |
| (ii) | BONUS SHARES | :NIL |
| (iii) | RIGHT SHARES | :NIL |
| (iv) | ANY OTHER ENTITLEMENT/
CORPORATE ACTION | :NIL |
| (v) | ANY OTHER PRICE-SENSITIVE INFORMATION | :NIL |

The Company's unaudited financial results for the Third Quarter and Nine months ended March 31st 2026 is enclosed herewith as Annexure "A"

The Quarterly Report of the Company for the period ended March 31, 2026 will be transmitted through PUCARS separately within the specified time.

Yours Sincerely,
For and on behalf of Towellers Limited


M. Farhan Adil
Company Secretary



C.C. Director/HOD SECP
Offsite II Department Supervision Division
Securities and Exchange Commission of Pakistan
NIC Building 63, Jinnah Avenue, Blue Area
Islamabad.

AQ

TOWELLERS LIMITED
CONDENSED INTERIM STATEMENT OF FINANCIAL POSITION
AS AT MARCH 31, 2026

Note	UNAUDITED	AUDITED
	31-Mar-26	30-Jun-25

ASSETS

NON CURRENT ASSETS

Property, plant and equipment
Intangible Asset
Right of use asset
Long Term Loans And Advances
Long term deposits

5	6,006,491,054	5,987,803,782
	2,049,893	2,216,100
	4,378,837	4,831,820
	10,733,713	28,153,616
	30,163,335	30,163,335
	6,053,816,832	6,053,168,653

CURRENT ASSETS

Stores, spare parts and loose tools
Stock in trade
Trade debts
Loans and advances
Trade deposits and short term prepayments
Other receivables
Income tax and sales tax refundable
Short term investment
Cash and bank balances

6	78,672,960	58,601,444
6	3,083,670,193	2,072,517,088
7	1,437,402,722	2,088,285,764
	112,986,898	82,396,912
	54,710,064	41,339,711
	157,742,796	218,858,181
	697,027,854	700,777,719
	233,778,898	246,543,690
8	713,435,453	824,933,145
	6,569,427,838	6,334,253,654
	12,623,244,670	12,387,422,307

TOTAL ASSETS

EQUITY AND LIABILITIES

SHARE CAPITAL AND RESERVES

Authorized capital

25,000,000 (June 30, 2025: 25,000,000) ordinary shares of Rs. 10 each

250,000,000 250,000,000

Issued, subscribed and paid up capital

17,000,000 (June 30, 2025: 17,000,000) ordinary shares of Rs. 10 each

170,000,000 170,000,000

Reserves

Surplus on revaluation of property, plant & equipment

6,145,596,440 5,945,433,021
2,683,323,275 2,762,524,029

TOTAL SHAREHOLDERS EQUITY

8,998,919,713 8,877,957,050

NON CURRENT LIABILITIES

Staff Retirement Benefits
Deferred Tax
Lease Liability
Long Term Loan

195,438,672 219,288,055
166,596,452 133,137,169
2,402,772 3,258,372
25,310,794 28,395,486
389,748,690 384,079,082

CURRENT LIABILITIES

Trade and other payables
Unclaimed dividend
Accrued markup
Book overdraft
Current Portion of Lease Liability
Current Portion of Long Term Loan
Short Term Borrowings

2,269,717,680 2,296,506,744
3,964,601 3,964,601
165,655 161,392
107,267,991 27,697,886
3,797,854 2,942,254
4,112,924 4,112,924
845,549,561 790,000,374
3,234,576,266 3,125,386,175


CONTINGENCIES AND COMMITMENTS

TOTAL EQUITY AND LIABILITIES

12,623,244,670 12,387,422,307

The annexed notes form an integral part of these condensed interim financial statements.

Mehreen Obaid Agha
Chief Executive


Sana Bilal
Director


Adnan Moosaji
Chief Financial Officer

Date: 28 April 2026

TOWELLERS LIMITED

Condensed Interim Statement of Profit or Loss (Un-audited)

For the nine months ended March 31, 2026

	Nine Months ended		Quarterly	
	31-Mar-26	31-Mar-25	31-Mar-26	31-Mar-25
	Rupees			
Net Sales	8,067,295,642	9,776,708,413	2,320,013,913	2,899,284,601
Cost of sales	(7,068,016,080)	(8,810,797,075)	(2,025,074,259)	(2,626,839,104)
Gross profit	999,279,561	965,911,338	294,939,654	272,445,497
Distribution cost	(350,660,194)	(379,692,203)	(100,331,319)	(112,208,717)
Administrative expenses	(406,264,958)	(337,905,868)	(149,194,540)	(119,507,484)
Other operating expenses	(11,905,089)	(34,234,408)	(2,182,981)	(7,248,670)
Other operating income	62,807,807	112,696,157	19,235,173	18,582,123
	(706,022,434)	(639,136,322)	(232,473,668)	(220,382,748)
Profit from operations	293,257,128	326,775,016	62,465,986	52,062,749
Finance cost	(29,303,184)	(21,568,434)	(4,670,237)	(4,369,304)
Profit/ (loss) Before Levies And Income Tax	263,953,945	305,206,582	57,795,748	47,693,445
Levies	(105,786,331)	(51,036,626)	(30,806,148)	(21,895,680)
Profit/ (loss) Before Income Tax	158,167,614	254,169,956	26,989,600	25,797,765
Income Tax Expenses	(37,204,950)	16,856,478	(11,881,098)	43,701,260
Profit for the period	120,962,664	271,026,434	15,108,503	69,499,025
Earning per share-basic and diluted	7.12	11.85	0.89	1.40

The annexed notes form an integral part of these condensed interim financial statements.

Mehreen Obaid Agha
Chief Executive



Sana Bilal
Director



Adnan Moosaji
Chief Financial Officer


Date: 28 April 2026

	Nine Months ended		Quarter ended	
	31-Mar-26	31-Mar-25	31-Mar-26	31-Mar-25
	Rupees		Rupees	
Profit / (loss) for the period	120,962,664	271,026,434	15,108,503	69,499,025
Other comprehensive income for the period	-	-	-	-
Items that will not be reclassified to profit and loss account:				
Surplus on revaluation of property plant and equipment-deferred tax	-	-	-	-
Total comprehensive Profit for the period	120,962,664	271,026,434	15,108,503	69,499,025

The annexed notes form an integral part of these condensed interim financial statements.

Mehreen Obaid Agha
Chief Executive

Date: 28 April 2026



Sana Bilal
Director




Adnan Moosaji
Chief Financial Officer

Particulars	Issued, subscribed and paid up capital	Reserves			Total
		Capital Reserve	Revenue	Capital Reserve	
		Share premium	Unappropriated profit	Revaluation Surplus	
Balance as at July 1, 2024	170,000,000	63,000,000	5,626,919,726	2,879,858,480	8,739,778,206
Profit for the period			271,026,434	-	271,026,434
Other comprehensive income for the period	-	-	-	-	-
Annual dividend of PKR 8.00 per share for the year ended June 30, 2024	-	-	(136,000,000)	-	(136,000,000)
Transferred from surplus on revaluation of property, plant & equipment	-	-	84,272,561	(84,272,561)	-
Balance as at March 31, 2025	<u>170,000,000</u>	<u>63,000,000</u>	<u>5,846,218,721</u>	<u>2,795,585,919</u>	<u>8,874,804,640</u>
Balance as at July 1, 2025	170,000,000	63,000,000	5,882,433,021	2,762,524,029	8,877,957,050
Profit for the period	-	-	120,962,664	-	120,962,664
Other comprehensive income for the period	-	-	-	-	-
Transferred from surplus on revaluation of property, plant & equipment	-	-	79,200,754	(79,200,754)	-
Balance as at March 31, 2026	<u>170,000,000</u>	<u>63,000,000</u>	<u>6,082,596,440</u>	<u>2,683,323,275</u>	<u>8,998,919,713</u>

The annexed notes form an integral part of these condensed interim financial statements.

Mehreen Obaid Agha
Chief Executive



Sana Bilal
Director



Adnan Moosaji
Chief Financial Officer

Date: 28 April 2026

	Nine Months ended	
	31-Mar-26	31-Mar-25
Rupees		
CASH FLOWS FROM OPERATING ACTIVITIES		
Profit before taxation	263,953,945	305,206,582
Adjustments for:		
Depreciation/amortization	208,729,450	213,839,679
Finance cost	29,303,184	21,568,434
(Gain) / loss on disposal of property, plant and equipment	(3,315,640)	(1,493,881)
Workers' profit participation fund & workers welfare fund	11,905,089	34,234,408
Provision for gratuity	50,879,909	51,040,588
	297,501,991	319,189,228
Profit before working capital changes	561,455,936	624,395,810
(Increase) / decrease in current assets		
Stock, stores, spare parts and loose tools	(1,031,224,621)	(269,932,601)
Trade debts	650,883,042	(214,666,914)
Loans and advances	(30,589,985)	29,731,502
Trade deposits and short term prepayments	(13,370,353)	(19,554,415)
Other receivables	61,115,385	11,193,428
	(363,186,533)	(463,229,000)
(Decrease) / increase in current liabilities		
Trade and other payables	(24,286,085)	(220,922,213)
Cash generated from operations	173,983,318	(59,755,403)
Finance cost paid	(29,298,921)	(21,077,302)
Taxes refund / (paid)	(105,782,132)	(295,402,933)
Long term loan paid	17,419,903	(4,199,806)
Workers' profit participation fund paid	(14,408,067)	(43,734,148)
Staff retirement benefits - gratuity net	(74,729,292)	(44,421,460)
Net cash generated from operating activities	(32,815,191)	(468,591,053)
CASH FLOWS FROM INVESTING ACTIVITIES		
Proceeds from sale of property, plant and equipment	3,499,900	2,180,000
Short term investment	12,764,792	626,674,013
Fixed capital expenditure	(226,981,794)	(564,172,629)
Net cash used in investing activities	(210,717,102)	64,681,384
CASH FLOWS FROM FINANCING ACTIVITIES		
Bank borrowings - net	52,464,495	336,915,675
Bank overdraft	79,570,105	-
Dividend paid	-	(135,554,639)
Net cash used in financing activities	132,034,600	201,361,036
Net increase / (decrease) in cash and cash equivalents	(111,497,692)	(202,548,632)
Cash and cash equivalents at the beginning of the year	824,933,145	701,752,715
Cash and cash equivalents at the end of the period	713,435,453	499,204,083

The annexed notes form an integral part of these condensed interim financial statements.

Mehreen Obaid Agha
Chief Executive


Sana Bilal
Director


Adnan Moosaji
Chief Financial Officer

Date: 28 April 2026