



Quice Food Industries Ltd.

Ref: QUICE / CS - 022/2026

Dated: April 28, 2026

The General Manager

Pakistan Stock Exchange Limited

Stock Exchange Building

Stock Exchange Road

Karachi

Subject: Financial Results for the Quarter ended March 31, 2026

Dear Sir

We have to inform you that the Board of Directors of our Company, in their meeting held today, i.e., **Tuesday, April 28, 2026 at 11:00 a.m.** at the registered Office of the Company at Karachi, have approved the Third Quarterly Accounts for the period ended March 31, 2026, of Quice Food Industries Limited and have recommended the following:

- | | |
|---|---------------|
| 1) Cash Dividend | : NIL |
| 2) Bonus Shares | : NIL |
| 3) Right Shares | : NIL |
| 4) Any other entitlement / Corporate action | : NONE |
| 5) Any Other Price Sensitive Information | : NONE |

The Financial results of the Company are attached herewith (**Annexure "A"to"E"**) to this letter.

The Quarter Report of the Company for the period ended March 31, 2026 will be transmitted through PUCARS separately, within the specified time.

Yours sincerely

For **Quice Food Industries Limited**


Company Secretary

Encl: a.a

C.C :

Executive Director/Head of Department

Offsite-II Department, Supervision Division

Securities & Exchange Commission of Pakistan


NIC Building 63 Jinnah Avenue, Blue Area

Islamabad


Condensed Interim Statement of Profit or Loss Account (Unaudited)
Nine Months Period Ended March 31, 2026

| | Note | Quarter Ended | | Nine months ended | |
|--|------|--------------------|---------------|--------------------|---------------|
| | | Mar-31, 2026 | Mar-31, 2025 | Mar-31, 2026 | Mar-31, 2025 |
| | | ----- Rupees ----- | | ----- Rupees ----- | |
| SALES | 8 | 421,609,486 | 337,608,128 | 1,364,993,466 | 832,895,677 |
| Cost of Sales | | (323,721,730) | (275,345,243) | (1,119,299,522) | (683,461,628) |
| GROSS PROFIT | | 97,887,756 | 62,262,885 | 245,693,944 | 149,434,049 |
| Distribution Cost | | (77,767,365) | (35,906,301) | (174,740,403) | (97,500,085) |
| Administrative Expenses | | (9,026,469) | (8,577,008) | (43,205,736) | (32,449,029) |
| | | (86,793,834) | (44,483,309) | (217,946,139) | (129,949,114) |
| Operating Profit | | 11,093,922 | 17,779,576 | 27,747,805 | 19,484,935 |
| Other Operating Income | | 173,654 | 631,398 | 912,544 | 1,834,682 |
| | | 11,267,576 | 18,410,974 | 28,660,349 | 21,319,617 |
| Finance Cost | | (61,087) | (25,757) | (123,527) | (37,039) |
| PROFIT BEFORE LEVY AND TAXATION | | 11,206,489 | 18,385,217 | 28,536,822 | 21,282,578 |
| Levy | | (5,882,681) | (5,235,520) | (16,573,997) | (13,566,949) |
| PROFIT BEFORE TAXATION | | 5,323,808 | 13,149,697 | 11,962,825 | 7,715,629 |
| Taxation | | - | - | - | - |
| PROFIT AFTER LEVY AND TAXATION | | 5,323,808 | 13,149,697 | 11,962,825 | 7,715,629 |
| EARNING PER SHARE | | 0.05 | 0.13 | 0.12 | 0.08 |


The annexed notes form an integral part of these condensed interim financial Statements.



Chief Executive Officer



Director




Chief Financial Office


Condensed Interim Statement of Other Comprehensive Income (Unaudited)
Nine Months Period Ended March 31, 2026

| | Quarter Ended | | Nine months ended | |
|---|------------------|-------------------|-------------------|------------------|
| | Mar-31, 2026 | Mar-31, 2025 | Mar-31, 2026 | Mar-31, 2025 |
| | ---- Rupees ---- | | ---- Rupees ---- | |
| PROFIT AFTER LEVIES AND TAXATION | 5,323,808 | 13,149,697 | 11,962,825 | 7,715,629 |
| <i>Other comprehensive income that cannot be classified through profit and loss</i> | - | - | - | - |
| TOTAL COMPREHENSIVE INCOME FOR THE PERIOD | 5,323,808 | 13,149,697 | 11,962,825 | 7,715,629 |


The annexed notes form an integral part of these condensed interim financial statements.



Chief Executive Officer



Director




Chief Financial Officer


**Condensed Interim Statement of Financial Position
As at March 31, 2026**

| | Note | Unaudited Mar-31, 2026 | Audited June-30, 2025 |
|---|------|---------------------------|--------------------------|
| ----- Rupees ----- | | | |
| ASSETS | | | |
| NON-CURRENT ASSETS | | | |
| Property, plant and equipment | 5 | 688,520,132 | 713,976,225 |
| Long term deposits | | 6,603,800 | 6,603,800 |
| | | 695,123,932 | 720,580,025 |
| CURRENT ASSETS | | | |
| Stores and spares | | 58,890,564 | 57,287,499 |
| Stock-in-trade | 6 | 885,454,417 | 683,268,262 |
| Trade debts | | 80,255,770 | 60,123,872 |
| Advances, deposits, prepayments & other receivables | | 194,648,534 | 147,986,172 |
| Taxation - net | | 42,809,924 | 32,081,512 |
| Cash and bank balances | | 3,854,709 | 2,225,266 |
| | | 1,265,913,918 | 982,972,583 |
| TOTAL ASSETS | | 1,961,037,850 | 1,703,552,608 |
| EQUITY AND LIABILITIES | | | |
| SHARE CAPITAL AND RESERVES | | | |
| Authorized share capital | | | |
| 105,100,000 (30 June 2025: 105,100,000) ordinary shares of Rs 10 each | | 1,051,000,000 | 1,051,000,000 |
| Issued, subscribed and paid up share capital and reserves | | | |
| 98,461,828 (30 June 2025 : 98,461,828) ordinary shares of Rs.10 each | | 984,618,280 | 984,618,280 |
| Reserves | | (284,037,169) | (297,778,355) |
| Discount on issuance of shares | | (282,788,556) | (282,788,556) |
| Surplus on revaluation of property, plant and equipment | | 49,718,024 | 51,041,317 |
| Total equity | | 467,510,579 | 455,092,686 |
| LIABILITIES | | | |
| NON-CURRENT LIABILITIES | | | |
| Deferred liabilities | | 30,161,268 | 26,382,286 |
| CURRENT LIABILITIES | | | |
| Security deposit payables | | 249,750,000 | 249,750,000 |
| Trade and other payables | | 558,928,825 | 462,046,512 |
| Accrued liabilities & advances | | 654,687,178 | 510,281,124 |
| | | 1,463,366,003 | 1,222,077,636 |
| Total liabilities | | 1,493,527,271 | 1,248,459,922 |
| CONTINGENCIES AND COMMITMENTS | 7 | - | - |
| TOTAL EQUITY AND LIABILITIES | | 1,961,037,850 | 1,703,552,608 |


The annexed notes form an integral part of these condensed interim financial statements.



Chief Executive Officer



Director




Chief Financial Officer


Condensed Interim Cash Flow Statement (Unaudited)
Nine Months Period Ended March 31, 2026

| | Nine Months Ended | |
|---|-------------------|---------------|
| | Mar-31, 2026 | Mar-31, 2025 |
| | ---- Rupees ---- | |
| CASH FLOWS FROM OPERATING ACTIVITIES | | |
| Profit before levy & taxation | 28,536,822 | 21,282,578 |
| Adjustment for non cash items: | | |
| Depreciation | 40,250,319 | 21,076,318 |
| Provision for gratuity | 4,080,694 | 2,661,687 |
| | 44,331,013 | 23,738,005 |
| Net cash from operations before working capital changes | 72,867,835 | 45,020,583 |
| Working capital changes | | |
| (Increase) / decrease in current assets | | |
| Stores and spares | (1,603,065) | 2,229,690 |
| Stock-in-trade | (202,186,155) | (5,269,891) |
| Trade debts | (20,131,898) | 10,000,000 |
| Advances, deposits, prepayments & other receivables | (46,662,362) | 43,000,000 |
| | (270,583,480) | 49,959,799 |
| Increase / (decrease) in current liabilities | | |
| Trade, accrued and other payables | 241,288,367 | 63,342,293 |
| Net working capital changes | (29,295,113) | 113,302,092 |
| Income tax paid | (27,149,053) | (19,819,597) |
| Net cash flow from operating activities | 16,423,669 | 138,503,078 |
| CASH FLOWS FROM INVESTING ACTIVITIES | | |
| Additions to property, plant and equipment | (14,794,226) | (137,761,529) |
| Net cash used in investing activities | (14,794,226) | (137,761,529) |
| CASH FLOWS FROM FINANCING ACTIVITIES | | |
| Net cash flow from financing activities | - | - |
| Net Increase/(decrease) in cash and cash equivalents | 1,629,443 | 741,549 |
| Cash and cash equivalents at the beginning of the period | 2,225,266 | 2,115,761 |
| Cash and cash equivalents at the end of the period | 3,854,709 | 2,857,310 |


The annexed notes form an integral part of these condensed interim financial statements.



Chief Executive Officer



Director



Chief Financial Officer

Condensed Interim Statement of Changes in Equity Nine Months Period Ended March 31, 2026

| PARTICULARS | RESERVES | | | | | SHAREHOLDERS' EQUITY | |
|---|--------------------|-----------------------------------|------------------------------------|-------------------------------|----------------------|----------------------|--------------------|
| | CAPITAL | | | REVENUE | | | TOTAL |
| | SHARE CAPITAL | Premium on issue of share capital | Discount on issue of share capital | Surplus on revaluation of PPE | Subtotal | | |
| Rupees | Rupees | Rupees | Rupees | Rupees | Rupees | Rupees | |
| Balance as at June 30, 2024 - Audited | 984,618,280 | 6,875,000 | (282,788,556) | 27,457,615 | (248,455,941) | (289,448,536) | 446,713,803 |
| Incremental depreciation transferred to retained earnings | - | - | - | (664,573) | (664,573) | 709,626 | 45,053 |
| Net profit for the period ended | - | - | - | - | - | (5,434,068) | (5,434,068) |
| Balance as at March 31, 2025 | 984,618,280 | 6,875,000 | (282,788,556) | 26,793,042 | (249,120,514) | (294,172,978) | 441,324,788 |
| Balance as at June 30, 2025 - Audited | 984,618,280 | 6,875,000 | (282,788,556) | 51,041,317 | (224,872,239) | (304,653,355) | 455,092,686 |
| Incremental depreciation transferred to retained earnings | - | - | - | (1,323,293) | (1,323,293) | 1,778,361 | 455,068 |
| Net profit for the period ended | - | - | - | - | - | 11,962,825 | 11,962,825 |
| Balance as at March 31, 2026 | 984,618,280 | 6,875,000 | (282,788,556) | 49,718,024 | (226,195,532) | (290,912,169) | 467,510,579 |

The annexed notes form an integral part of these condensed interim financial statements.

Chief Executive Officer

Director

Chief Financial Officer

Annexure 'B'