

ALLAWASAYA
TEXTILE AND FINISHING MILLS LTD.



ATM/26/1046

April 28, 2026

The General Manager,
Pakistan Stock Exchange Limited
Stock Exchange Building, Stock Exchange Road,
KARACHI.

Subject: **Financial Results for the Third Quarter and Nine Months period ended March 31, 2026**

Dear Sir,

We have to inform you that the Board of Directors of our Company in their meeting held today on 28th April 2026 at 11:30 a.m. at its registered office situated at Allawasaya Square, Vehari Road, Multan, Pakistan have approved the Un-Audited Financial Statements of the company for the Third Quarter and Nine Months period ended March 31, 2026 and recommended the following:

- | | | |
|-------|---|---------|
| (i) | CASH DIVIDEND | RS. NIL |
| (ii) | BONUS SHARES | NIL |
| (iii) | RIGHT SHARES | NIL |
| (iv) | ANY OTHER ENTITLEMENT- CORPORATE ACTION | NIL |
| (v) | ANY OTHER PRICE SENSITIVE INFORMATION | NIL |

Financial Results of the company for the third Quarter and nine months period ended March 31, 2026 are attached herewith.

Quarterly report of the company for period ended March 31, 2026 will be transmitted through PUCARS, separately within the specified time and shall also be made available on company's website www.allawasaya.com.

You may please inform the members of the Exchange accordingly.

Yours sincerely,
For ALLAWASAYA TEXTILE AND FINSHING MILLS LIMITED


Muhammad Ismail
COMPANY SECRETARY

ALLAWASAYA


TEXTILE AND FINISHING MILLS LTD.




M/S ALLAWASAYA TEXTILE & FINISHING MILLS LIMITED

STATEMENT OF FINANCIAL POSITION AS AT MARCH 31, 2026

	UN - AUDITED		AUDITED			UN - AUDITED		AUDITED	
	March 31, 2026	RUPEES	June 30, 2025	RUPEES		March 31, 2026	RUPEES	June 30, 2025	RUPEES
EQUITY AND LIABILITIES									
Share capital and reserves									
Share capital	8,000,000		8,000,000						
Surplus on revaluation of property, plant and equipment - net of deferred tax	862,419,954		1,007,839,856						
Tax holiday reserve	2,668,746		2,668,746						
General reserve	20,000,000		20,000,000						
Unappropriated Profits	369,982,828		246,709,898						
	1,263,071,528		1,285,218,500						
Loan from director's	222,500,000		192,500,000						
	1,485,571,528		1,477,718,500						
NON - CURRENT LIABILITIES									
Long term loan	245,897,595		326,515,763						
Lease liabilities	5,485,957		2,341,489						
Deferred taxation	97,427,531		82,830,337						
Deferred liabilities	84,570,565		76,715,330						
	433,381,648		488,402,919						
CURRENT LIABILITIES									
Trade & other payables	1,141,249,931		1,059,827,417						
Accrued markup	15,602,488		21,682,596						
Short term borrowings	344,646,882		341,081,804						
Current portion of long term loan	109,220,220		131,756,045						
Current portion of lease liabilities	3,139,976		3,418,263						
Current portion of deferred grant	7,705,090		8,132,742						
Unclaimed dividend	1,029,630		1,029,630						
Provision for taxation	52,311,353		57,556,004						
	1,674,905,570		1,624,484,501						
	3,593,858,746		3,590,605,920						
ASSETS									
NON - CURRENT ASSETS									
Property, plant and equipment	1,942,937,459		1,946,375,018						
Long term advances and receivables	126,025,897								
Long term deposits	5,337,497		5,337,497						
	2,074,300,853		1,951,712,515						
CURRENT ASSETS									
Stores and spares	66,289,023		75,492,363						
Stock in trade	397,992,277		452,190,626						
Trade debts	404,205,595		337,503,710						
Loans, advances and other receivables	205,140,478		188,086,322						
Advance income tax	74,182,436		76,622,655						
Trade deposits and prepayments	3,714,809		2,422,327						
Tax refunds due from government	247,945,797		247,243,095						
Other financial assets	15,000,000		15,000,000						
Cash & bank balances	8,439,027		7,683,856						
	1,422,909,442		1,402,244,954						
Assets held for sale	96,648,451		236,648,451						
	1,519,557,893		1,638,893,405						
	3,593,858,746		3,590,605,920						


 Muhammad Ismail
 Company Secretary




ALLAWASAYA TEXTILE AND FINISHING MILLS LTD.



ALLAWASAYA TEXTILE & FINISHING MILLS LTD,
STATEMENT OF PROFIT OR LOSS ACCOUNT - UNAUDITED
FOR THE THIRD QUARTER & NINE MONTHS PERIOD ENDED MARCH 31, 2026

	Nine months period ended		Three months period ended	
	March 31, 2026	March 31, 2025	March 31, 2026	March 31, 2025
	RUPEES			
Revenue from contract with customers - net	3,933,941,600	3,009,852,400	1,291,616,805	1,365,568,714
Cost of goods sold	(3,750,986,761)	(2,942,063,139)	(1,256,643,862)	(1,321,151,624)
Gross Profit	182,954,839	67,789,261	34,972,943	44,417,090
Other Income	44,633,193	98,460,594	2,873,529	92,160,444
Distribution and marketing expenses	(23,406,503)	(18,470,258)	(5,492,885)	(6,647,303)
Administrative expenses	(94,918,981)	(92,539,769)	(28,457,422)	(28,822,241)
Other expenses	-	-	3,930,048	-
Finance cost	(66,375,595)	(119,063,828)	(17,966,428)	(25,007,361)
	(140,067,886)	(131,613,261)	(45,113,158)	31,683,539
Profit / (Loss) before revenue tax and income tax	42,886,953	(63,824,000)	(10,140,215)	76,100,629
Revenue tax	(50,436,731)	(37,623,155)	(16,145,210)	(17,069,609)
Profit / (Loss) before income tax	(7,549,778)	(101,447,155)	(26,285,425)	59,031,020
Income tax	(14,597,194)	1,600,873	-	-
Profit / (Loss) for the Period	(22,146,972)	(99,846,282)	(26,285,425)	59,031,020
earnings per share - Basic and diluted	(27.68)	(124.81)	(32.86)	73.79


Muhammad Ismail
Company Secretary




ALLAWASAYA TEXTILE AND FINISHING MILLS LTD.



ALLAWASAYA TEXTILE & FINISHING MILLS LTD,
Statement of Cash Flows - unaudited
For the nine months period ended March 31, 2026

	March 31, 2026 Rupees	March 31, 2025 Rupees
CASH FLOWS FROM OPERATING ACTIVITIES		
Loss before income tax	(7,549,778)	(101,447,155)
Adjustments for:		
Depreciation on property, plant and equipment	54,282,394	57,100,936
Gain on disposal of property, plant and equipment	(32,020,075)	(93,075,000)
Loss on disposal of property, plant and equipment	-	914,556
Revenue tax	50,436,731	37,623,155
Provision for staff retirement benefits - gratuity	26,475,000	19,773,320
Finance cost	66,375,595	119,063,828
	165,549,645	141,400,795
Operating cash flows before movement in working capital	157,999,867	39,953,640
(Increase) / Decrease in current assets		
Stores and spares	9,203,340	(17,764,620)
Stock in trade	54,198,349	57,564,890
Trade debts	(66,701,885)	(51,345,360)
Loan, advances and other receivables	(17,054,156)	(156,331,491)
Trade deposits and prepayments	(1,292,482)	(344,033)
Tax refunds due from government	5,934,147	92,451,681
Increase / (Decrease) in current liabilities		
Trade and other payables	81,422,514	260,346,729
	65,709,827	184,577,796
Net cash generated from / (used in) operations	223,709,694	224,531,436
Income tax paid	(59,878,012)	(41,528,599)
Staff retirement benefits - gratuity paid	(18,619,766)	(36,873,182)
Finance cost paid	(72,455,703)	(145,504,846)
Net cash (used in) / generated from operating activities	72,756,213	624,809
CASH FLOWS FROM INVESTING ACTIVITIES		
Addition to property, plant and equipment	(50,844,834)	(3,620,430)
Addition to capital work in progress	-	(3,345,940)
Proceeds from disposal of property, plant and equipment	172,020,075	241,238,560
Long term advances and receivables	(126,025,897)	(127,908,500)
Net cash used in investing activities	(4,850,656)	106,363,690
CASH FLOWS FROM FINANCING ACTIVITIES		
Long term finances obtained	5,826,800	340,871,456
Lease liability paid	(2,960,618)	(2,033,042)
Repayment of long term finances	(103,581,646)	(88,161,344)
Short term borrowings - net	3,565,078	(390,658,660)
Loan from directors	30,000,000	35,000,000
Net cash (used in) / generated from financing activities	(67,150,386)	(104,981,590)
Net Increase / (decrease) in cash and cash equivalents	755,171	2,006,909
Cash and cash equivalents at the beginning of the period	7,683,856	3,786,864
Cash and cash equivalents at end of the period	8,439,027	5,793,773


 Muhammad Ismail
 Company Secretary



Head Office & Mills: Allawasaya Square, Mumtazabad Industrial Area, Vehari Road, Multan (Pakistan).
 Phone: 061-4233624 - 6, Fax: 061-6525202, E-mail: atm@allawasaya.com, Website: www.allawasaya.com

ALLAWASAYA TEXTILE AND FINISHING MILLS LTD.



**ALLAWASAYA TEXTILE & FINISHING MILLS LTD,
STATEMENT OF CHANGES IN EQUITY - UNAUDITED
FOR THE NINE MONTHS PERIOD ENDED MARCH 31, 2026**

Share Capital	Reserves				Loan from Director's	Total	
	Capital		Revenue				
	Surplus on revaluation of property, plant and equipment	Tax holiday reserve	General reserve	Unappropriated Profits			
RUPEES							
Balance as at July 1, 2024 - restated (audited)	8,000,000	1,126,303,251	2,668,746	80,000,000	100,738,805	157,500,000	1,475,210,802
Loss for the nine months period ended March 31, 2025	-	-	-	-	(99,846,282)	-	(99,846,282)
Other comprehensive income for the nine months period ended March 31, 2025	-	-	-	-	-	-	-
Total comprehensive loss for the nine months period ended March 31, 2025	-	-	-	-	(99,846,282)	-	(99,846,282)
Transaction with shareholders: Loan from directors	-	-	-	-	-	35,000,000	35,000,000
Transfer from surplus on revaluation of property, plant and equipment on account of incremental depreciation (net of deferred tax)	-	(7,392,313)	-	-	7,392,313	-	-
Transfer from general reserve to unappropriated profits	-	-	-	(60,000,000)	60,000,000	-	-
Balance as at March 31, 2025	8,000,000	1,118,910,938	2,668,746	20,000,000	68,284,836	192,500,000	1,410,364,520
Balance as at July 01, 2025 (audited)	8,000,000	1,007,839,856	2,668,746	20,000,000	246,709,898	192,500,000	1,477,718,500
Loss for the nine months period ended March 31, 2026	-	-	-	-	(22,146,972)	-	(22,146,972)
Other comprehensive income for the nine months period ended March 31, 2026	-	-	-	-	-	-	-
Total comprehensive loss for the nine months period ended March 31, 2026	-	-	-	-	(22,146,972)	-	(22,146,972)
Transaction with owners Loan from directors	-	-	-	-	-	30,000,000	30,000,000
Transfer from surplus on revaluation of property, plant and equipment on account of incremental depreciation (net of deferred tax)	-	(6,186,345)	-	-	6,186,345	-	-
Transfer revaluation surplus due to disposal of revalued assets (net of deferred tax)	-	(139,233,557)	-	-	139,233,557	-	-
Balance as at March 31, 2026	8,000,000	862,419,954	2,668,746	20,000,000	369,982,828	222,500,000	1,485,571,528


Muhammad Ismail
Company Secretary

