



PUNJAB OIL MILLS LIMITED

An ISO 9001, 14001, 45001, FSC 22000 & Halal Certified Company

The General Manager
Listing Department
Pakistan Stock Exchange Limited
Stock Exchange Building, Stock Exchange Road,
Karachi.

April 28, 2026

Subject: Financial Results for the 3rd Quarter Ended March 31, 2026

Dear Concerns,

We have to inform you that the Board of Directors of **Punjab Oil Mills Limited** (“the Company”) in its meeting held on **Tuesday, April 28, 2026, at 11:00 AM** situated at Islamabad Office, has approved Quarterly Results of the Company for the 3rd Quarter Ended March 31, 2026, and recommended the following: -

(i)	CASH DIVIDEND	NIL
(ii)	BONUS SHARES	NIL
(iii)	RIGHT SHARES	NIL
(iv)	ANY OTHER ENTITLEMENT/ CORPORATE ACTION	NIL
(v)	ANY OTHER PRICE SENSITIVE INFORMATION	NIL

The financial results of the Company for the 3rd Quarter Ended are enclosed as Annexure- “A”

The Quarterly Report of the Company for the 3rd Quarter Ended March 31, 2026, will be transmitted through PUCARS separately, within the specified time and shall also be made available on Company's website.

Thanking you,


Yours' faithfully,
For **PUNJAB OIL MILLS LIMIED**

(Rana Shakeel Shaukat)
Company Secretary


Encl: As above

PUNJAB OIL MILLS LIMITED
CONDENSED INTERIM STATEMENT OF FINANCIAL POSITION (UN-AUDITED)
AS AT 31 MARCH 2026

	31 Mar 2026 Rupees (Un-Audited)	30 June 2025 Rupees (Audited)
EQUITY AND LIABILITIES		
Share Capital and Reserves		
Authorized share capital 10,000,000 (2024: 10,000,000) ordinary shares of Rs. 10 each	170,000,000	170,000,000
Issued, subscribed and paid - up capital	77,625,380	77,625,380
Reserves	784,122,904	746,866,089
Surplus on revaluation of property, plant and equipment	1,734,833,383	1,752,672,097
Shareholders' Equity	2,596,581,667	2,577,163,566
Non Current Liabilities		
Lease liabilities against right of use assets	52,619,213	50,963,203
Deferred tax liability	58,761,007	73,510,654
Staff retirement benefits	75,939,908	64,642,461
	187,320,128	189,116,318
Current Liabilities		
Trade and other payables	1,108,059,054	1,101,376,390
Short term borrowings	1,134,501,224	732,868,293
Current portion of lease liabilities	12,454,965	12,138,501
Accrued mark up	17,284,027	12,174,033
Unclaimed dividend	9,695,898	10,512,671
Provision for taxation	146,130,156	172,651,054
	2,428,125,324	2,041,720,942
Contingencies and Commitments		
	-	-
Total Equity and Liabilities	5,212,027,119	4,808,000,826
ASSETS		
Non Current Assets		
Property, plant and equipment	2,192,758,188	2,235,219,598
Intangible assets	11,798,432	10,262,098
Investment in associate	-	-
Long term deposits	249,490,574	211,837,800
Long term loan	1,875,339.00	2,143,245
	2,455,922,533	2,459,462,741
Current Assets		
Stores, spare parts and loose tools	146,930,788	127,404,584
Stock in trade	364,773,623	259,348,655
Trade debts	1,810,466,638	1,558,521,269
Advances, deposits, prepayments and other receivables	379,858,506	302,761,823
Cash and bank balances	54,075,031	100,501,754
	2,756,104,586	2,348,538,085
Total Assets	5,212,027,119	4,808,000,826


Chief Executive Officer



Chief Financial Officer


Director


PUNJAB OIL MILLS LIMITED

CONDENSED INTERIM STATEMENT OF PROFIT OR LOSS (UN-AUDITED) FOR THE NINE MONTHS PERIOD ENDED 31 MARCH 2026

	Nine months period ended		Quarter Ended	
	March 31, 2026	March 31, 2025	March 31, 2026	March 31, 2025
Note	-----Un-audited-----			
	Rupees	Rupees	Rupees	Rupees
Sales - net	7,120,353,359	6,942,752,842	2,335,061,406	2,752,244,708
Cost of sales	(6,414,950,375)	(6,244,452,489)	(2,125,084,724)	(2,484,199,315)
Gross Profit	<u>705,402,984</u>	<u>698,300,353</u>	<u>209,976,682</u>	<u>268,045,393</u>
Operating Expenses				
Selling and distribution cost	(285,105,949)	(279,227,938)	(76,684,008)	(98,845,928)
Administrative expenses	(203,636,052)	(246,566,281)	(62,924,011)	(82,227,557)
	<u>(488,742,001)</u>	<u>(525,794,219)</u>	<u>(139,608,019)</u>	<u>(181,073,485)</u>
Operating Profit	216,660,983	172,506,134	70,368,663	86,971,908
Finance cost	(98,966,942)	(101,496,762)	(38,155,480)	(27,497,067)
Other operating expenses	(54,916,546)	(42,833,802)	(2,662,445)	(5,182,630)
	<u>(153,883,488)</u>	<u>(144,330,564)</u>	<u>(40,817,925)</u>	<u>(32,679,697)</u>
Other income	30,895,375	68,015,109	3,554,915	30,234,052
Profit before income tax	93,672,871	96,190,679	33,105,654	84,526,263
Income tax	(74,254,770)	(89,099,871)	(29,188,268)	(33,302,593)
Net (Loss) / Profit for the Period	<u>19,418,101</u>	<u>7,090,809</u>	<u>3,917,386</u>	<u>51,223,671</u>
Earnings per Share - Basic and Diluted	<u>2.50</u>	<u>0.91</u>	<u>0.50</u>	<u>6.60</u>


Chief Executive Officer



Chief Financial Officer


Director


PUNJAB OIL MILLS LIMITED

CONDENSED INTERIM STATEMENT OF COMPREHENSIVE INCOME (UN-AUDITED) FOR THE NINE MONTHS AND QUARTER ENDED MARCH 31, 2026

	Nine months period ended		Quarter Ended	
	March 31, 2026	March 31, 2025	March 31, 2026	March 31, 2025
	-----Un-audited-----			
	Rupees	Rupees	Rupees	Rupees
Net (Loss) / Profit for the Period	19,418,101	7,090,809	3,917,386	51,223,671
Other Comprehensive Income for the Period				
<i>Items that will not be reclassified subsequently to profit or loss</i>	-	-	-	-
<i>Items that may be reclassified subsequently to profit or loss</i>	-	-	-	-
Total Comprehensive (Loss) / Income for the Period	19,418,101	7,090,809	3,917,386	51,223,671



 Chief Executive Officer


 Chief Financial Officer



 Director

PUNJAB OIL MILLS LIMITED
CONDENSED INTERIM STATEMENT OF CASH FLOWS (UN-AUDITED)
FOR THE NINE MONTHS ENDED 31 MARCH, 2026

	March 31, 2026	March 31, 2025
	Un-audited	Un-audited
	Rupees	Rupees
CASH FLOWS FROM OPERATING ACTIVITIES		
Profit before Final Taxes / Levies	93,672,871	96,190,679
Adjustment for:		
- Workers' profit participation fund	7,778,044	8,154,353
- Workers' welfare fund	2,928,874	2,743,161
- Gain on disposal of property, plant and equipment	(1,124,810)	(5,783,282)
- Provision for staff retirement benefits	11,297,447	11,455,226
- Depreciation	59,400,403	42,969,237
- Impairment loss	-	-
- Amortization on ROU	-	-
- Amortization on Intangibles	5,059,206	4,106,239
- Finance cost	98,966,942	101,496,762
	<u>184,306,106</u>	<u>165,141,695</u>
Operating Profit before working capital changes	277,978,977	261,332,374
(Increase) / decrease in current assets		
Stores, spare parts and loose tools	(19,526,204)	(2,510,860)
Stock in trade	(105,424,968)	(42,068,885)
Trade debts	(251,945,369)	(246,805,386)
Advances, deposits prepayments and other receivables	(73,718,845)	(142,305,111)
Increase / (decrease) in current liabilities		
Trade and other payables	12,859,030	594,289,352
	<u>(437,756,357)</u>	<u>160,599,110</u>
Cash Generated from Operations	(159,777,380)	421,931,484
Workers' profit participation fund paid	(3,548,824)	(7,684,264)
Workers' welfare fund paid	(5,661,188)	(3,859,893)
Staff retirement benefits paid	(7,673,272)	(19,820,273)
Finance cost paid	(92,747,000)	(108,238,987)
Income tax paid	(118,903,151)	(114,365,744)
Dividend paid	(816,773.0)	-
	<u>(229,350,208)</u>	<u>(253,969,160)</u>
Net Cash Generated from / (Used in) Operating Activities	(389,127,588)	167,962,324
CASH FLOWS FROM INVESTING ACTIVITIES		
Purchase of property, plant and equipment	(5,197,630)	(4,485,658)
Proceeds from disposal of property, plant and equipment	3,586,721	6,390,000
Lease rentals paid	(10,275,715)	(3,745,202)
Right of use assets	-	(13,683,474)
Capital work in progress	(3,065,035)	(7,874,434)
Intangible Assets	(6,595,540)	-
Long term deposits	(37,652,774)	(9,000,000)
Long term loan	-	-
	<u>(59,199,973)</u>	<u>(32,398,768)</u>
Net Cash Used in Investing Activities		
CASH FLOWS FROM FINANCING ACTIVITIES		
Long term loans- receipts	267,906	178,604
Short term borrowings - net	401,632,931	(116,961,916)
	<u>401,900,837</u>	<u>(116,783,312)</u>
Net Cash Generated from Financing Activities	46,426,723	18,780,244
Net Used in Cash and Cash Equivalents	100,501,754	81,012,746
Cash and Cash Equivalents at the beginning of the Period	54,075,031	99,792,990
Cash and Cash Equivalents at the End of the Period	<u>54,075,031</u>	<u>99,792,990</u>



Chief Executive Officer


Chief Financial Officer



Director

PUNJAB OIL MILLS LIMITED
CONDENSED INTERIM STATEMENT OF CHANGES IN EQUITY (UN-AUDITED)
FOR THE NINE MONTHS ENDED 31 MARCH, 2026

RUPEES.....					Total
	Issue, Subscribed and Paid up Share Capital	Capital Reserves	Revaluation Surplus	Revenue Reserves		
				General Reserves	Unappropriated Profit	
Balance as at 01 July ,2024	77,625,380	23,137,159	1,747,171,326	8,600,000	765,624,042	2,622,157,907
Effect of restatement					-	-
Profit for the period ended 31 March ,2025	-	-	-	-	7,090,809	7,090,809
Transfer from surplus on revaluation of property, plant and equipment on account of						
Incremental depreciation - net of deferred tax	-	-	(19,187,413)	-	19,187,413	-
Balance as at 31 March ,2025	77,625,380	23,137,159	1,727,983,913	8,600,000	791,902,264	2,629,248,716
Balance as at 01 July ,2025	77,625,380	23,137,159	1,752,672,097	8,600,000	715,128,930	2,577,163,566
Profit for the period	-	-	-	-	19,418,101	19,418,101
Transfer from surplus on plant and equipment on account of						
Incremental depreciation - net of deferred tax	-	-	(17,838,714)	-	17,838,714	-
Balance as at 31 March ,2026	77,625,380	23,137,159	1,734,833,383	8,600,000	752,385,745	2,596,581,667


Chief Executive Officer


Chief Financial Officer


Director