



Paramount Spinning Mills Limited

2nd Floor, Finlay House, I.I Chundrigarh Road
Karachi (Pakistan)

The General Manager
Pakistan Stock Exchange Ltd
Stock Exchange Building
Stock Exchange Road
Karachi

28.04.2026

SUB: FINANCIAL RESULTS FOR THE 3RD QUARTER ENDED MARCH 31, 2026

Dear Sir

We have to inform you that the Board of Directors of the Company in their meeting held on Monday April 28, 2025 at 11:15 A.M. at the Lahore Office of the Company at 2nd Floor, Garden Heights, 8-Aibak Block, New Garden Town, Lahore, recommend the following:

(i)	CASH DIVIDEND	NIL
(ii)	BONUS SHARES	NIL
(iii)	RIGHT SHARES	NIL

The Financial Results of the Company are as follows:

	Quarter ended		Nine months ended	
	March 31, 2026	March 31, 2025	March 31, 2026	March 31, 2025
Sales - net	-	-	-	-
Cost of sales	-	-	-	-
Gross loss	-	-	-	-
Administrative expenses	(794,412)	(330,000)	(2,176,562)	(863,802)
Other expenses	-	(2,915,649)	(1,770,729)	(2,915,649)
Other income	230	19,686,955	14,227	20,227,711
	(794,182)	16,441,306	(3,933,064)	16,448,260
Profit / (loss) from operations	(794,182)	16,441,306	(3,933,064)	16,448,260
Finance cost	(243)	(542)	(1,868)	(7,223)
Profit / (loss) before taxation	(794,425)	16,440,764	(3,934,932)	16,441,037
Taxation	-	-	-	-
Profit / (loss) after taxation	(794,425)	16,440,764	(3,934,932)	16,441,037
Earnings / (loss) per share				
- basic and diluted	(0.05)	0.95	(0.23)	0.95

Yours Faithfully,
For Paramount Spinning Mills Limited


Company Secretary




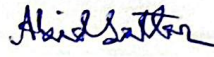
**PARAMOUNT SPINNING MILLS LIMITED
CONDENSED INTERIM BALANCE SHEET
FOR THE QUARTER AND NINE MONTHS ENDED MARCH 31, 2026**

	NOTE	Un-audited 31 MARCH 2026 (Unaudited) Rupees	Audited 30 JUNE 2025 (Audited) Rupees
ASSETS			
Non Current Assets			
Property, plant and equipment	5	1,510,625	2,575,000
Tax refund due from Government		16,015,150	15,052,308
Cash and bank balances		3,933,354	8,381,717
Total Assets		21,459,129	26,009,025
EQUITY AND LIABILITIES			
Share Capital and Reserves			
Authorised capital			
25,000,000 (30 June 2025: 25,000,000) ordinary shares of Rs.10/- each		250,000,000	250,000,000
Share Capital		173,523,290	173,523,290
Reserves		475,400,000	475,400,000
Sub-ordinate Loan		148,512,600	148,512,600
(Accumulated loss) / unappropriated profit		(1,377,614,132)	(1,373,679,200)
		(580,178,242)	(576,243,310)
Non Current Liabilities			
Loan from associates and other parties		579,164,929	580,194,930
Post employment benefits payables		2,241,765	2,241,765
Trade and other payables		19,111,841	18,696,804
Unclaimed dividend		1,118,836	1,118,836
		601,637,371	602,252,335
Contingencies and Commitments	6		
Total equity and liabilities		21,459,129	26,009,025

The annexed notes from 1 to 9 form an integral part of this condensed interim financial information.


SOHAIL MAQSOOD
CHIEF EXECUTIVE



IMRAN ASLAM
CHIEF FINANCIAL
OFFICER



ABID SATTAR
DIRECTOR

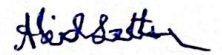
PARAMOUNT SPINNING MILLS LIMITED
CONDENSED INTERIM PROFIT AND LOSS ACCOUNT (UN-AUDITED)
FOR THE QUARTER AND NINE MONTHS ENDED MARCH 31, 2026

	Quarter ended		Nine months ended	
	March 31, 2026	March 31, 2025	March 31, 2026	March 31, 2025
Note	----- Rupees -----			
Sales - net	-	-	-	-
Cost of sales	-	-	-	-
Gross loss	-	-	-	-
Administrative expenses	(794,412)	(330,000)	(2,176,562)	(863,802)
Other expenses	-	(2,915,649)	(1,770,729)	(2,915,649)
Other income	230	19,686,955	14,227	20,227,711
	(794,182)	16,441,306	(3,933,064)	16,448,260
Profit / (loss) from operations	(794,182)	16,441,306	(3,933,064)	16,448,260
Finance cost	(243)	(542)	(1,868)	(7,223)
Profit / (loss) before taxation	(794,425)	16,440,764	(3,934,932)	16,441,037
Taxation	-	-	-	-
Profit / (loss) after taxation	(794,425)	16,440,764	(3,934,932)	16,441,037
Earnings / (loss) per share				
- basic and diluted	(0.05)	0.95	(0.23)	0.95

The annexed notes from 1 to 9 form an integral part of this condensed interim financial information.


SOHAIL MAQSOOD
CHIEF EXECUTIVE

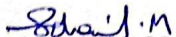

IMRAN ASLAM
CHIEF FINANCIAL
OFFICER



ABID SATTAR
DIRECTOR

PARAMOUNT SPINNING MILLS LIMITED
CONDENSED INTERIM STATEMENT OF COMPREHENSIVE INCOME (UN-AUDITED)
FOR THE QUARTER AND NINE MONTHS ENDED MARCH 31, 2026

	<u>Quarter Ended</u>		<u>Nine Months Ended</u>	
	<u>March 31,</u> <u>2026</u>	<u>March 31,</u> <u>2025</u>	<u>March 31,</u> <u>2026</u>	<u>March 31,</u> <u>2025</u>
	----- Rupees -----			
Profit / (loss) after taxation	(794,425)	16,440,764	(3,934,932)	16,441,037
Total comprehensive income / (loss) for the period	(794,425)	16,440,764	(3,934,932)	16,441,037

The annexed notes from 1 to 9 form an integral part of this condensed interim financial information.


SOHAIL MAQSOOD
CHIEF EXECUTIVE

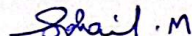

IMRAN ASLAM
CHIEF FINANCIAL
OFFICER


ABID SATTAR
DIRECTOR

PARAMOUNT SPINNING MILLS LIMITED
CONDENSED INTERIM CASH FLOW STATEMENT (UN-AUDITED)
FOR THE QUARTER AND NINE MONTHS ENDED MARCH 31, 2026

	NOTE	Nine months ended	
		March 31,	March 31,
		2026	2025
		-----Rupees-----	
CASH FLOWS FROM OPERATING ACTIVITIES	7	(3,416,494)	(3,663,436)
Cash generated from operations			
Finance cost paid		(1,868)	(7,223)
Other income		-	20,227,711
Staff retirement benefits- gratuity paid		-	-
Net cash used in operating activities		(3,418,362)	16,557,052
CASH FLOWS FROM INVESTING ACTIVITIES			
Proceeds from sale of operating fixed assets		-	592,525
Net cash used in investing activities		-	592,525
CASH FLOWS FROM FINANCING ACTIVITIES			
Sub-ordinate loan		-	(16,487,400)
Loan from associates and other parties- net		(1,030,001)	(7,739,962)
Net cash generated from financing activities		(1,030,001)	(24,227,362)
Net (decrease) / increase in cash and cash equivalents		(4,448,363)	(7,077,785)
Cash and cash equivalents - at beginning of the year		8,381,717	12,145,059
Cash and cash equivalents - at end of the year		3,933,354	5,067,274

The annexed notes from 1 to 9 form an integral part of this condensed interim financial information.


SOHAIL MAQSOOD
CHIEF EXECUTIVE


IMRAN ASLAM
CHIEF FINANCIAL
OFFICER


ABID SATTAR
DIRECTOR

PARAMOUNT SPINNING MILLS LIMITED
CONDENSED INTERIM STATEMENT OF CHANGES IN EQUITY (UN-AUDITED)
FOR THE QUARTER AND NINE MONTHS ENDED MARCH 31, 2026

Share Capital	General Reserve			sub-ordinated loan	Total
	Share Premium	General reserve	Accumulated losses		

----- Rupees -----

Balance as at 01 July 2024	173,523,290	15,400,000	460,000,000	(1,412,816,330)	175,000,000	(588,893,040)
Total Comprehensive loss for the nine months ended March 31,2025				16,441,037		16,441,037
Paid during the year		-	-		(16,487,400)	(16,487,400)
	-	-	-	16,441,037	(16,487,400)	(46,363)
Balance as at 31 March 2025	173,523,290	15,400,000	460,000,000	(1,396,375,293)	158,512,600	(588,939,403)
Balance as at 01 July 2025	173,523,290	15,400,000	460,000,000	(1,373,679,200)	148,512,600	(576,243,310)
Total Comprehensive profit/(loss) for the nine months ended March 31,2026				(3,934,932)		(3,934,932)
	-	-	-	(3,934,932)	-	(3,934,932)
Balance as at 31 March 2026	173,523,290	15,400,000	460,000,000	(1,377,614,132)	148,512,600	(580,178,242)

The annexed notes from 1 to 9 form an integral part of this condensed interim financial information.

Soheil M
SOHAIL MAQSOOD
CHIEF EXECUTIVE

Imran Aslam
IMRAN ASLAM
CHIEF FINANCIAL
OFFICER

Abid Sattar
ABID SATTAR
DIRECTOR