

**CONDENSED INTERIM
FINANCIAL STATEMENTS (Un-audited)**
For The Nine Months Period Ended
March 31, 2026



COMPANY INFORMATION

Registered / Head Office

21- Mauve Area, 3rd Road, G-10/4
P.O. Box 1614, Islamabad 44000
Tel: 051-111-410-410, 051-8092200
Fax: 051-2352859
Email: info@marienergies.com.pk
Web: marienergies.com.pk

Field Office Daharki

Daharki, District Ghotki
Tel: 0723-111-410-410, 07 23-660403-30
Fax: 0723-660402

Karachi Liasion Office

D-87, Block 4, Kehkashan, Clifton
P.O. Box 3887, Karachi -75600
Tel: 021-111-410-410
Fax: 021-35870273

Quetta Liasion Office

26, Survey-31, Defence Officers
Housing Scheme, Airport Road, Quetta
Tel: 081-2821052, 2864085, 2839790
Fax: 081-2834465

KP Liasion Office

Bannu Cantt
Tel: +92 8621794 - 5

External Auditors

A.F. Ferguson & Co., Chartered Accountants
A member firm of PWC network 74- East 2nd Floor,
Blue Area, Jinnah Avenue
P.O. Box 3021, Islamabad-44000, Pakistan
Tel: 051-2273457-60 Email: Imtiaz.aslam@pwc.com
Web: www.pwc.com/pk

Shares Registrar

M/s Corplink (Pvt) Limited
Wings Arcade, 1-K Commercial Model Town, Lahore
Tel: 042-35839182, 042-35916714
Email: corporate@corplink.com.pk

Legal Advisor

Barrister Panni Law Associates
Advocates - Corporate Consultants
Apt. # E-1, Karakoram Enclave - 1, Hamza Road,
Sector F-11/1, Islamabad.
Tel: 051-2856086-88

Bankers

Allied Bank Limited	Al-Baraka Bank Limited	Dubai Islamic Bank Limited
Askari Bank Limited	Bank of Punjab	Faysal Bank Limited
Bank Alfalah Limited	Sindh Bank Limited	Habib Metropolitan Bank Limited
Habib Bank Limited	Standard Chartered Bank	MCB Bank Limited
National Bank of Pakistan	Bank Islami Pakistan Limited	Meezan Bank Limited
United Bank Limited	The Bank of Khyber	JS Bank

Registration, NTN and GST Numbers

Registration Number	00012471
National Tax Number	1414673-8
GST No.	07-01-2710-039-73
Symbol on Pakistan Stock Exchange	MARI

TABLE OF CONTENTS

BOARD OF DIRECTORS	03
COMMITTEES OF THE BOARD	04
DIRECTOR'S REVIEW	05
CONDENSED INTERIM FINANCIAL STATEMENT	15-32
Statement of Financial Position	16
Statement of Profit or Loss	17
Statement of Comprehensive Income	18
Statement of Changes in Equity	19
Statement of Cash Flow	20
Notes to the Interim Financial Statements	21
CONDENSED INTERIM CONSOLIDATED FINANCIAL STATEMENT	33-50
Statement of Financial Position	34
Statement of Profit or Loss	35
Statement of Comprehensive Income	36
Statement of Changes in Equity	37
Statement of Cash Flow	38
Notes to the Interim Financial Statements	39
DIRECTOR'S REVIEW IN URDU	51

BOARD OF DIRECTORS

- 1. Lt Gen Anwar Ali Hyder HI(M) (Retd)**
Chairman, Non-Executive Director
- 2. Mr. Syed Bakhtiyar Kazmi**
Non-Executive Director
- 3. Mr. Syed Shahzad Nabi**
Non-Executive Director
- 4. Mr. Faheem Haider**
Managing Director / CEO, Executive Director
- 5. Mr. Hamed Yaqoob Sheikh***
Non-Executive Director
- 6. Mr. Zafar Abbas**
Non-Executive Director
- 7. Mr. Ahmed Hayat Lak**
Non-Executive Director
- 8. Mr. Muhammad Aamir Salim**
Non-Executive Director
- 9. Mr. Abid Hasan**
Non-Executive Independent Director
- 10. Ms. Seema Adil**
Non-Executive Independent Director
- 11. Ms. Ayla Majid**
Non-Executive Independent Director

Mr. Nabeel Rasheed

Chief Financial Officer

Brig Sumair Ashraf Sheikh (Retd)

Company Secretary

*Joined the Board on March 27, 2026 in place of Mr. Mirza Nasiruddin Mashhood Ahmad

COMMITTEES OF THE BOARD

AUDIT COMMITTEE

Director

Mr. Abid Hasan

Mr. Syed Bakhtiyar Kazmi

Mr. Hamed Yaqoob Sheikh

Mr. Ahmed Hayat Lak

Designation

Chairman

Member

Member

Member

HR&R COMMITTEE

Director

Ms. Ayla Majid

Mr. Syed Shahzad Nabi

Mr. Ahmed Hayat Lak

Mr. Zafar Abbas

Designation

Chairperson

Member

Member

Member

TECHNICAL COMMITTEE

Director

Mr. Syed Shahzad Nabi

Mr. Zafar Abbas

Mr. Ahmed Hayat Lak

Ms. Seema Adil

Designation

Chairman

Member

Member

Member

ENVIRONMENT, SOCIAL & GOVERNANCE COMMITTEE

Director

Ms. Seema Adil

Mr. Abid Hasan

Mr. Hamed Yaqoob Sheikh

Mr. Muhammad Aamir Salim

Designation

Chairperson

Member

Member

Member

MARI ENERGIES LIMITED

DIRECTORS' REVIEW

We are pleased to present our review report along with the condensed interim standalone and consolidated financial statements of the Company for the nine-months period ended on March 31, 2026.

Key Highlights:

- The Federal Cabinet approved gas allocation arrangements for the Ghazij Field, enabling dedicated gas supply from Mari to key fertilizer sector customers. Subsequently, a revised Field Development Plan was submitted to the regulator.
- Production commenced from Spinwam-1 discovery in Waziristan Block after approval of EWT and allocation of up to 50 MMscfd gas to SNGPL.
- The Company advanced its drilling program with nine exploration wells out of which six completed as producers, three new discoveries, and three appraisal wells completed in Mari D&PL, while testing and appraisal activities continue across Waziristan and Sujawal blocks.
- Reduction in number of LNG cargoes being imported coupled with disruption in LNG supply (due to Force Majeure declared by Qatar Energy) eased the impact of forced gas curtailment in the last quarter. Enhanced contributions from Swing Volume, SGPC and Shewa supported a meaningful recovery in the sales volumes.
- The Company continued to advance its ESG and sustainability agenda through capacity building, enhanced governance, and structured initiatives to strengthen regulatory alignment and promote sustainable business practices.
- The Company maintained strong HSE performance and executed over 15,000 critical jobs safely without major incidents, supported by extensive training and emergency preparedness while under the Process Safety Management (PSM) roadmap, 19 individuals achieved international certification as PHA-HAZOP Leaders.
- The Company's CCS project is progressing as planned, with Front End Engineering Design (FEED) and Environmental & Social Impact Assessment (ESIA) studies underway, alongside regulatory and reservoir assessments, and registration with VERRA as an underdevelopment initiative for future carbon credit generation.
- The Company, in partnership with Ghani Chemical Industries Ltd., has established GHG Emission Mitigation Ltd. for vent gas processing at SGPC. Project financing mandate was awarded to Habib Bank Limited on 31 March 2026.
- MariTechnologies, through its subsidiary SKY47 Limited, is progressing development of Tier III/IV-certified data centers to support Pakistan's digital infrastructure, with the Islamabad facility achieving Tier III Design Certification from the Uptime Institute. The project also secured an STZA Zone Enterprise License and successfully energized a 5 MW grid connection at the Islamabad site.

Operational Environment and Key Challenges:

- Security in Khyber Pakhtunkhwa and Balochistan remains a key operational consideration given their importance to strategic projects. The Company continues to strengthen risk management to safeguard personnel and assets while ensuring business continuity, via working closely with law enforcement agencies and local communities to implement adaptive security measures and foster goodwill.
- The continuing issue of circular debt amounting Rs 84.0 billion poses a significant challenge, with potential implications for exploration, development, and production activities. The Company is actively engaging with authorities to improve recoveries, while the government's Task Force is progressing a management plan expected to address the issue. Further, during latest engagement of the Government with the International Monetary Fund (IMF), it has been agreed to keep the energy sector financially stable and avoid the build-up of circular debt through timely tariff adjustments.
- The geopolitical situation in the region is having a detrimental impact on the supply chain, which might have a potential implication on targets and project timelines. The Company is rigorously following the matter with its suppliers to find alternatives to mitigate any adverse impacts.

DETAILED REPORT

HEALTH, SAFETY AND ENVIRONMENTAL (HSE) PERFORMANCE

During the first three quarters of FY 2025–26, the Company sustained strong HSE performance, with all operational and process safety KPIs remained within target limits. IMS certifications were successfully retained, with no major non-conformances reported during surveillance audits conducted across multiple locations in February 2026.

Over 15,000 critical jobs were executed safely, covering 12.22 million man-hours and 6.04 million kilometers driven without major incidents. Workforce capability was enhanced through 746 emergency drills and 50,890 training man-hours delivered through structured programs. Under the Process Safety Management (PSM) roadmap, 19 members achieved international certification as PHA-HAZOP Leaders, while Pulse Check Surveys were conducted to support compliance and continuous improvement of PSM framework.

On the **Environmental, Social and Governance (ESG)** front, the Company strengthened its sustainability framework exhibiting Sustainability Leadership through the development of an internal Corporate Sustainability Assessment aligned with S&P Global CSA methodology. A compliance review of SECP ESG Guidelines and IFRS S1 and S2 requirements was completed to identify reporting gaps. Cross-functional integration of ESG practices progressed, supported by engagement with A.F.Ferguson & Co a member firm of PricewaterhouseCoopers (PwC) to further enhance disclosures. Capacity building remained a priority, with targeted training conducted on sustainability, energy management, and climate-related areas.

CORPORATE SOCIAL RESPONSIBILITY (CSR)

During the period, the Company progressed its CSR agenda through targeted initiatives in education, livelihoods, healthcare, and community infrastructure. Key developments included

the launch of a Vocational Skills Development Program for females in Daharki, establishment at Noor-e-Sehar Special Education School (NSSSES) of an Independent Living Center to support persons with special needs. The first cohort under the Hospitality Training Program successfully graduated, while the inaugural batch of the employment-based Digital Bootcamp was inducted to equip youth with market-relevant skills.

Community engagement and economic empowerment remained a priority, with continued progress under the Mari Kissan Dost Program (MKDP), including a Town Hall with local farmers. The Midline Assessment of the MKDP reflects an increase in crop yields, improvement in child growth under the Mari Meal initiative, and a rise in female economic empowerment through enhanced inclusion of women in the program. The Company is initiating a Microfinance Program to promote financial inclusion and an Overseas Employment Program to connect local youth with international opportunities. Infrastructure development remained a focus, with multiple water supply schemes completed, benefiting approximately 29,000 individuals, and the project for 1,200 solar units was initiated under the Kareera Valley Solarization Program in NWD. These initiatives are strategically designed with the Company's ongoing commitment to inclusive growth, human capital development, and sustainable community uplift in its areas of operations.

FINANCIAL PERFORMANCE

Description	Nine-months period ended March 31		Increase / (Decrease)
	2026	2025	
	(Rs. in Million)		
Net Sales	138,300	132,295	5%
Profit Before Tax	64,131	66,465	(4%)
Income Tax	(14,519)	(20,164)	(28%)
Net Profit	49,612	46,301	7%
EPS (Rs. Per Share)	41.32	38.56	7%
EPS (Consolidated - Rs. Per Share)	41.41	38.75	7%

Net sales increased primarily due to higher sales volumes and improved pricing compared to the corresponding period. Profitability improved as a result of operating cost optimization and lower exploration and prospecting expenditures and lower tax charge, despite a decline in finance income attributable to the reduction in policy rates.

CORE BUSINESS ACTIVITIES

The Company's core business program remains strategically focused on expanding its resource base, converting resources into reserves, and enhancing production capacity through targeted **Access, Exploration, Appraisal, Development, and Production** activities. During the period, notable progress was achieved in line with the annual budget, reflecting the effectiveness of these initiatives and reaffirming the Company's commitment to sustainable growth and operational excellence.

ACCESS:

MariEnergies, independently and through joint ventures, was awarded 23 offshore exploration blocks in the Pakistan E&P Offshore Bid Round held on October 31, 2025, by the Ministry of Energy (Petroleum Division). Of these, 18 blocks were awarded as Operator and 5 as a non-operating partner. Production Sharing Agreements (PSAs) and Exploration Licenses (ELs) for two blocks (Indus Offshore-C and Indus Offshore-F) have been executed, while the remaining 16 are in process. Additionally, the Government has executed Petroleum Concession Agreements (PCAs) and Exploration Licenses (ELs) for 10 onshore blocks, including Block 28 North.

The Deed of Assignment pertaining to assignment of Pakistan Petroleum Limited's (PPL) 65% participating to Turkish Petroleum Overseas Company Limited, Oil and Gas Development Company Limited (OGDC), and MariEnergies along with the transfer of Operatorship to TPOCL in respect of Eastern Offshore Indus-C Block has been duly executed by the Government.

The Company's portfolio stands at 72 Licenses and 15 D&P leases, including Offshore Block 5 in Abu Dhabi.

EXPLORATION:

Seismic Data Acquisition Projects and G&M Survey:

Sr	Seismic/ Projects	G&M	Operator	Initiated in	Status
Operated Blocks					
1	Wali West - 2D Seismic		MariEnergies	2022-23	Crew demobilized due to security reasons
2	Sharan - 2D Seismic		MariEnergies	2023-24	Project completed
3	Waziristan G&M Survey & 2D Seismic		MariEnergies	2025-26	Acquired 491/487 (Grav/ Mag Stations), ~70% out of planned 696 stations)
Non-operated Blocks					
1	Kohat - 3D Seismic		OGDC	2025-26	Camp construction is completed. Parameter Testing preparation is in progress

Exploration Wells:

- **The Shams-1 well** was spudded on January 30, 2026, and successfully drilled to a total depth of 3,075 meters. A gas and condensate discovery was made through the identification of a new high-BTU gas compartment within the Goru B-Sand reservoir in Mari D&PL. During testing of the Goru B-Sand formation, the well produced gas at a rate of **47.98 MMSCFD** along with 64 barrels per day of condensate at a choke size of 64/64". A stabilized Well Head Flowing Pressure (WHFP) of 2,404 psig was recorded during the testing phase.
- **Tibri-1 (Kalchas South Block):** The well was successfully drilled, resulting in a gas discovery in the Dunghan/Sui Main Limestone (SML) formation. Initial testing of the reservoir demonstrated a gas flow rate of **11 MMSCFD** at a 64/64" choke with a wellhead flowing pressure (WHFP) of 561 psig, and 6.5 MMSCFD at a 32/64" choke with a WHFP of 1,161 psig.

This discovery has enhanced the overall prospectivity of the block and strengthened confidence in its remaining exploration potential.

- **Ghazij exploration wells Ghazij CF-A1, and Ghazij CF-C1** were successfully drilled and completed in Ghazij formation. **Ghazij CF-B1** was completed as an **oil producer**, marking the second oil discovery from the Ghazij Formation. During testing, the well produced 305 barrels per day of oil along with **3 MMSCFD** gas with WHFP of 225 psig at 48/64 inch choke size and 246 barrels per day of oil along with **2.6 MMSCFD** gas with WHFP of 635 psig at 32/64 inch choke size.
- **Pario-1 and Sumro-1 (Sujawal Block – Khadro Formation):** Pario-1 well was spudded on February 26, 2026, to Explore hydrocarbon potential of Khadro Formation. Pario-1 drilled down to its target depth of 657 meters in Upper Goru Formation and has been declared plugged and abandoned (P&A). Further, Sumro-1 well was spudded in the same Formation on March 13, 2026 to assess the hydrocarbon potential. Sumro-1 was drilled to its planned total depth of 752 meters in the Upper Goru Formation and the preparations are underway for a rig less hydraulic fracturing operation considering it a tight gas reservoir.
- **Zarghun South Ghazij-1 well** in Zarghun South D&PL was spud in on August 19, 2025, to test the hydrocarbon potential of limestone reservoir beds within Ghazij Formation. The well is Plugged and Suspended and post-well studies are underway.
- **Speen-1ST (Hanna Block)** well was re-entered on January 17, 2026, to evaluate the hydrocarbon potential of the Dunghan and Chiltan reservoirs. The well was drilled to a total depth of 3,125 meters on February 26, 2026, within the Chiltan formation. Two drill stem tests (DSTs) were conducted; however, no hydrocarbons were produced. The well has currently been plugged and Abandoned (P&A) pending further evaluation.

APPRAISAL:

- Shawal appraisal wells (**Shawal-3, Shawal-4, and Shawal-5**) were completed as gas producers, as part of the Shawal appraisal program adding combined production capacity of **~25 MMscfd**.
- **Soho-2**, an appraisal well in Sujawal Block was spud-in on February 13, 2026, to appraise the hydrocarbon potential of massive sands at Soho discovery. Currently, drilling is in progress.
- **Spinwam East-Shewa-3**, an appraisal well in the Waziristan Block, was spudded on August 11, 2025, to evaluate the hydrocarbon potential of the Lockhart, Hangu, and Kawagarh formations. Two drill stem tests (DSTs) have been conducted across the Hangu-3 and Kawagarh-3 intervals, as well as the Lockhart-2 and Lockhart-3 intervals, with further testing operations currently in progress in accordance with the approved plan.

DEVELOPMENT:

- Ghazij-11, Ghazij-12, Ghazij 13 and Ghazij-14 were successfully drilled and completed in Ghazij formation. Ghazij-11 and Ghazij-14 resulted in an addition of **~17 MMscfd** to the production capacity whereas Ghazij-12 and Ghazij 13 are candidates for pilot hydraulic fracturing operations, which are planned during the current fiscal year.
- Mari-127H and Mari-128H are planned to be drilled in FY 2025-26 to support the delivery of required production to fertilizer customers under the ongoing HRL Pressure Enhancement Facilities (PEF) project amid the prevailing international geopolitical environment.
- MD-24, a development well in the Mari Deep (Goru-B) Formation, was successfully drilled and tested, delivering a gas flow rate of **27 MMscfd** from the Lower Goru-B sands at a wellhead flowing pressure of 1,720 psig on a 64/64” choke size.
- SML-2, a smart completion development well, was drilled and tested at approximately **5 MMscfd** of gas from the Ghazij reservoir and about 2.7 MMscfd from the SML-SUL reservoirs.

Well Interventions:

- During the period, multiple well intervention and stimulation activities were successfully executed, including acid stimulation at Bhitai-5, Shaheen-3, and SML-1, as well as additional perforation at Bhitai-06 and re-perforation at Bhitai-1, resulting in a cumulative production increase of approximately **6.0 MMscfd** and supporting the sustained plateau production of 58 MMscfd from the SML-SUL reservoirs. Additionally, a rig workover at Adam West X-1 ST (Hala Block, partner-operated) successfully revived the well, contributing around **7.0 MMscfd** of gas production.

Development projects:

Fertilizer Manufacturers of Pakistan Advisory Council (FMPAC) Approval and Revised Field Development Plan for Ghazij

The Federal Cabinet approved the gas allocation and supply arrangements for the Ghazij Field, as proposed by the Economic Coordination Committee (ECC), enabling dedicated raw gas supply from Mari to three major fertilizer plants including Fauji Fertilizer Company (Port Qasim), Fatima Fertilizer (Sheikhupura), and Agritech (Daudkhel) for processing and transportation through the Sui companies’ network. Following this approval, the revised Field Development Plan (FDP) for the Ghazij Field was submitted to the regulator on March 4, 2026. The revised FDP expands the discovery area to cover the entire Mari D&PL area, including Shawal through appraisal activities, bringing the Shawal discovery and Collapse Feature wells under the Ghazij development framework and enhancing overall field administration and management efficiency.

Mari HRL Pressure Enhancement Facilities (PEF) Project

Mari Energies, in collaboration with its fertilizer customers, is progressing the PEF Project at the Mari Field to sustain the HRL plateau production level. Debottlenecking (DBN) Phase II is currently underway, with four pipeline loops completed to date, while the compression project remains in progress. Key project agreements, including Material Procurement Phase II,

Operations and Maintenance Phase I, and Construction & Installation Phase II, have been executed with the fertilizer consortium.

Capacity Enhancement at Swing Volume Processing Facility (SVPF)

As part of Mari Energies' ongoing efforts to maximize gas sales from the Mari Field, a fourth compressor was installed and commissioned at SVPF, increasing the plant's design capacity from 60 MMscfd to 80 MMscfd. This enhancement will enable interim supply of Ghazij gas to approved fertilizer customers, Fatima Fertilizer and Agritech, until permanent facility arrangements are finalized.

Mari SGPC Carbon Capture and Sequestration (CCS) Project

The Carbon Capture and Storage (CCS) initiative, branded as *Cquestra*, is progressing in line with its development plan. Front-End Engineering Design (FEED) and Environmental & Social Impact Assessment (ESIA) studies are underway, alongside reservoir evaluations and regulatory engagements to support carbon credit certification. The project has been registered with VERRA as an under-development project, with preparations ongoing to achieve the next stage of "Under Validation." Upon successful validation, the project is expected to qualify as an emission reduction initiative, enabling the generation of carbon credits. Subsurface study including well design has been completed.

Offshore Block-5 (UAE)

Following execution of the Production Concession Agreement, the project has transitioned into the development phase and is progressing in line with the approved development plan, while exploration activities continue under the approved work program.

PRODUCTION:

The hydrocarbon sales during the period are summarized below:

	Period ended March 31				Increase / (Decrease) Cumulative
	2026		2025		
	Cumulative	Per day	Cumulative	Per day	
Gas (MMSCF)					
Mari Field Other	213,433	779	214,544	783	-1%
Fields	11,362	41	4,877	18	133%
	224,795	820	219,421	801	2%
Crude oil					
(BBLs) Mari					
Field Other	36,239	132	41,084	150	-12%
Fields	356,003	1,299	297,338	1,085	20%
	392,242	1,431	338,422	1,235	16%
Total Net Sales in BOEs	30.35 Million	110,765 (per day)	29.32 Million	106,998 (per day)	4%

Production during the period was significantly impacted by forced gas curtailments from Swing Volume Processing Facility (SVPF), SGPC, and Shewa imposed by SNGPL, along with prolonged gas suspension at Shewa due to pipeline rupture incidents. From March 2026 onwards, evolving geopolitical dynamics and associated LNG supply disruptions created favorable conditions to increase the gas offtake to distribution companies. Enhanced contributions from Swing Volume, SGPC, and Shewa are supporting a meaningful recovery in sales volumes. Notwithstanding the challenges and opportunity, Company demonstrated strong operational resilience, maintaining supply continuity through proactive coordination, adaptive production management, and timely mitigation measures.

During the period, Company achieved a historic milestone by recording its highest-ever sales rate of 127,518 BOEPD, surpassing the previous benchmark. This performance reflects the effectiveness of optimized production strategies and robust operational execution.

In line with its growth agenda, Company further strengthened its production base by successfully bringing MD-23, Bolan East-2, SML-2, Ghazij CF-B1, and Spinwarm-1 wells on stream, reinforcing its commitment to sustaining production growth and enhancing overall hydrocarbon output.

Key facility upgrades were also completed, including commissioning of two evaporative coolers at SVPF to ensure on-spec gas delivery during peak temperatures. Additionally, Cyclic HAZOP Phase-II studies for Bolan, Zarghun, Halini, and Kalabagh facilities were concluded, reinforcing the Company's commitment to operational integrity, process safety and regulatory compliance. The term sheet for the sale of Ghazij gas to new fertilizer customers has also been finalized, marking a significant commercial milestone. Meanwhile, engineering activities for the Pateji Plant are progressing in line with the project schedule.

MARI SERVICE DIVISION:

During the first three quarters of FY 2025-26, Mari's drilling and geoscience units delivered extensive operational and third-party services. The Mari Drilling Unit (MDU) provided drilling services for 19 exploratory, appraisal, and development wells, while the Mari Mud Logging Unit supported wells in Mari D&PL and Sujawal Block. The Mari Seismic Processing Center (MSPC) continued work on On-shore and Off-shore data processing. Additionally, MSPC carried out processing services for third-party projects, including Kalchas South and Kuhan Block for M/s UEPL, test line processing for OQEP (Oman), and Baska North for M/s AEPL. Furthermore, the Company's Seismic Acquisition Unit is currently performing third-party seismic acquisition activities in the Baska North 2D project.

DIVERSIFICATION EFFORTS

Joint Venture Agreement with Ghani Chemical Industries

MariEnergies has entered into a Joint Venture Agreement with Ghani Chemical Industries Ltd. through which a project company "GHG Emissions Mitigation Limited (GEM)" has been incorporated. The objective of the project is to process vent/exhaust gas from the Sachal Gas Processing Complex (SGPC) at Mari Field, Daharki and recover hydrocarbons for production and sale as liquefied natural gas (LNG), along with industrial and food-grade liquid CO₂.

The project will be financed through a combination of equity contributions by the sponsors and debt financing for which HBL has been given the mandate for arranging project financing.

Mari Minerals (Private) Limited

MariMinerals, a wholly owned subsidiary of MariEnergies, has entered into a Joint Venture Agreement with MSALABS Limited, headquartered in Canada, for the establishment and operation of a full-service assay laboratory in Pakistan. The activities on the exploration licenses are on-going as per plan. Pursuant to the Joint Venture Agreement, a project company is to be incorporated, with equal shareholding between MariMinerals and MSALABS. The proposed laboratory will provide comprehensive ISO-Certified minerals testing services, covering all aspects from sample preparation to assaying, to support mining activities in Pakistan.

MariMinerals and Sanjrani Mining Company (SMC) have jointly incorporated a project company, Tuzgi Minerals (Private) Limited, to undertake mineral exploration and mining activities in Chagai, Balochistan. MariMinerals holds a 67% majority shareholding in the company and will lead its operational management.

Mari Technologies Limited

MariTechnologies, through its majority-owned subsidiary, SKY47 Limited, is developing Tier III/IV-certified data centers to strengthen Pakistan's digital infrastructure. At the Islamabad site, civil works have been completed, and the facility has been successfully certified by Uptime Institute for Tier III Certification of Design Documents (TCDD).

Furthermore, a Zone Enterprise License has been issued to SKY47 by the Special Technology Zone Authority (STZA), and an 11 kV IESCO grid connection, with a capacity of up to 5 MW, has been successfully energized with effect from March 15, 2026.

FUTURE OUTLOOK OF THE COMPANY

The Company remains firmly committed to its Vision 2030 and long-term growth strategy, with a continued focus on strengthening its core business to support national energy and food security. The Company's diversification into the mining and technology sectors represents a strategic expansion aligned with its broader objectives, reinforcing its pathway toward sustainable growth and positioning it as a national leader in ESG practices.

The Company's key priorities in the short to medium term include the following:

- Development of the Ghazij Field to supply gas to fertilizer plants in accordance with Government allocations.
- Advancement of development activities for the Shewa, Spinwam, Soho, Pateji and Shams discoveries.
- Execution of surface and subsurface activities related to the HRL PEF Project at the Mari Field.
- Construction and operationalization of data centers in Islamabad and Karachi.
- Focused drilling and other activities under the Company's mining licenses.
- Reduction of greenhouse gas emissions at the Sachal Gas Processing Complex through capture, processing, and purification of cold vent and exhaust gases through GEM.

- Mitigation of significant CO₂ emissions from SGPC through Project “Cquestra,” Pakistan’s first Carbon Capture and Storage (CCS) initiative.

DIVIDEND

During the period, the Company paid the final cash dividend of Rs. 21.7 per share (217%) for the year ended June 30, 2025, and paid an interim cash dividend of Rs. 8.3 per share (83%) for the year ending June 30, 2026.

TRIBUTE TO LAW ENFORCEMENT AGENCIES (LEAs)


The Company extends its sincere gratitude and appreciation to the Law Enforcement Agencies for their unwavering support and dedication. Their professionalism, courage, and commitment to safeguarding the Company’s personnel and operations of national importance remain highly commendable and continue to inspire confidence in the secure execution of our activities.

ACKNOWLEDGEMENT

The Board of Directors acknowledges and commends all the employees of the Company for their dedication, professionalism, and sustained efforts in successfully delivering projects of national significance during the year.

The Board also expresses its sincere appreciation for the continued support and cooperation extended by the Federal and Provincial Governments, local administrations, and various government institutions, particularly the Ministry of Energy (Petroleum Division), Ministry of Finance, OGRA, Director Generals (Petroleum Concessions and Oil & Gas), Fauji Foundation, OGDC, FBR, Law Enforcement Agencies, suppliers, joint venture partners, and all other valued stakeholders.

For and on behalf of the Board



Faheem Haider
Managing Director/CEO



Lt. Gen. Anwar Ali Hyder, HI (M), (Retd)
Chairman

Islamabad
April 22, 2026

MARI ENERGIES LIMITED

**CONDENSED INTERIM
FINANCIAL STATEMENTS**

**FOR THE NINE MONTHS PERIOD
ENDED MARCH 31, 2026**


MARI ENERGIES LIMITED
CONDENSED INTERIM STATEMENT OF FINANCIAL POSITION
AS AT MARCH 31, 2026

		(Un-Audited) 31.03.2026	(Audited) 30.06.2025			(Un-Audited) 31.03.2026	(Audited) 30.06.2025
	Note	(Rupees in thousand)			Note	(Rupees in thousand)	
EQUITY AND LIABILITIES				ASSETS			
SHARE CAPITAL AND RESERVES				NON CURRENT ASSETS			
Share capital	4	12,006,225	12,006,225	Property, plant and equipment	9	119,513,297	111,738,172
Other reserves		12,075,531	6,284,245	Development and production assets	10	77,651,798	61,803,417
Unappropriated profit		260,956,430	253,363,585	Exploration and evaluation assets	11	33,719,094	22,159,867
TOTAL EQUITY		285,038,186	271,654,055	Long term investments	12	37,259,907	32,566,614
NON CURRENT LIABILITIES				Right-of-use asset receivable from joint operating partners	13	1,637,241	2,775,659
Long term financing		445,740	508,959	Long term loans and advances		45,742	66,806
Lease liabilities	5	4,955,421	6,168,130	Long term deposits and prepayments		387,469	135,753
Deferred liabilities	6	37,832,559	32,904,038	TOTAL NON CURRENT ASSETS		270,214,548	231,246,288
Deferred tax liability		59,731,661	43,125,909	CURRENT ASSETS			
TOTAL NON CURRENT LIABILITIES		102,965,381	82,707,036	Stores and spares		14,258,968	12,681,811
CURRENT LIABILITIES				Trade debts	14	92,051,805	86,581,711
Trade and other payables	7	50,227,462	50,407,289	Short term loans and advances	15	9,286,520	6,470,316
Current portion of long term financing		143,266	147,570	Short term prepayments		919,111	249,638
Current portion of lease liabilities	5	3,664,102	3,103,249	Other receivables		5,063,101	6,449,787
Unclaimed dividend		1,085,503	696,411	Current portion of right-of-use asset receivable from joint operating partners	13	1,586,921	1,396,462
Provision for income tax		9,118,170	13,554,173	Short term investments		34,671,178	38,226,461
TOTAL CURRENT LIABILITIES		64,238,503	67,908,692	Interest accrued		208,562	268,098
TOTAL LIABILITIES		167,203,884	150,615,728	Cash and bank balances		23,981,356	38,699,211
CONTINGENCIES AND COMMITMENTS				TOTAL CURRENT ASSETS		182,027,522	191,023,495
	8			TOTAL ASSETS		452,242,070	422,269,783
TOTAL EQUITY AND LIABILITIES		452,242,070	422,269,783				

The annexed notes 1 to 22 form an integral part of these condensed interim financial statements.




Nabeel Rasheed
Chief Financial Officer



Faheem Haider
Managing Director / CEO



Abid Niaz Hasan
Director



Lt Gen Anwar Ali Hyder
HI(M), (Retd)
Chairman


MARI ENERGIES LIMITED
CONDENSED INTERIM STATEMENT OF PROFIT OR LOSS (UN-AUDITED)
FOR THE NINE MONTHS PERIOD ENDED MARCH 31, 2026

	Note	Three months period ended		Nine months period ended	
		31.03.2026	31.03.2025	31.03.2026	31.03.2025
		(Rupees in thousand)		(Rupees in thousand)	
Gross sales		54,848,956	51,756,841	157,125,183	149,629,641
General sales tax		(6,093,012)	(5,564,186)	(17,149,260)	(15,699,337)
Excise duty		(577,568)	(549,412)	(1,676,094)	(1,635,423)
		(6,670,580)	(6,113,598)	(18,825,354)	(17,334,760)
Net sales	16	48,178,376	45,643,243	138,299,829	132,294,881
Royalties		(11,241,873)	(11,627,786)	(33,164,809)	(25,157,053)
Operating and administrative expenses		(10,650,142)	(8,355,165)	(31,046,225)	(31,482,964)
Exploration and prospecting expenditure		(4,875,777)	(2,906,257)	(8,951,957)	(9,627,216)
Finance cost		(986,644)	(880,755)	(2,951,223)	(2,548,618)
Other charges		(1,261,643)	(1,537,912)	(3,768,366)	(4,711,671)
		(29,016,079)	(25,307,875)	(79,882,580)	(73,527,522)
		19,162,297	20,335,368	58,417,249	58,767,359
Other income		1,193,150	464,078	2,175,167	609,465
Finance income		1,236,302	1,750,188	3,894,497	7,426,408
Share of loss in associate		(160,780)	(120,561)	(356,166)	(337,936)
Profit before taxation		21,430,969	22,429,073	64,130,747	66,465,296
Provision for taxation	17	(259,869)	(6,523,592)	(14,519,227)	(20,164,003)
Profit for the period		21,171,100	15,905,481	49,611,520	46,301,293
Earnings per share - basic and diluted					
Earnings per ordinary share (Rupees)	18	17.63	13.25	41.32	38.56


The annexed notes 1 to 22 form an integral part of these condensed interim financial statements.



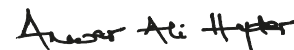
Nabeel Rasheed
Chief Financial Officer



Faheem Haider
Managing Director / CEO



Abid Niaz Hasan
Director



Lt Gen Anwar Ali Hyder
HI(M), (Retd)
Chairman

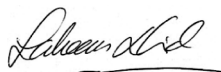
MARI ENERGIES LIMITED
CONDENSED INTERIM STATEMENT OF COMPREHENSIVE INCOME (UN-AUDITED)
FOR THE NINE MONTHS PERIOD ENDED MARCH 31, 2026

	Three months period ended		Nine months period ended	
	31.03.2026	31.03.2025	31.03.2026	31.03.2025
	(Rupees in thousand)		(Rupees in thousand)	
Profit for the period	21,171,100	15,905,481	49,611,520	46,301,293
Other comprehensive (loss) / income:				
<u>Items that will be subsequently reclassified to profit or loss:</u>				
Effect of translation of investment in a foreign associate	(93,298)	68,478	(278,285)	50,828
Income tax effect related to effect of translation of investment in a foreign associate - deferred tax credit	23,324	-	69,571	-
	(69,974)	68,478	(208,714)	50,828
Total comprehensive income for the period	21,101,126	15,973,959	49,402,806	46,352,121


The annexed notes 1 to 22 form an integral part of these condensed interim financial statements.



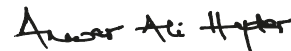
Nabeel Rasheed
Chief Financial Officer



Faheem Haider
Managing Director / CEO



Abid Niaz Hasan
Director



Lt Gen Anwar Ali Hyder
HI(M), (Retd)
Chairman

MARI ENERGIES LIMITED
CONDENSED INTERIM STATEMENT OF CHANGES IN EQUITY
FOR THE NINE MONTHS PERIOD ENDED MARCH 31, 2026

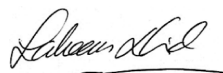
	Other reserves					Unappropriated profit	Total
	Share capital	Capital redemption reserve fund	Self insurance reserve	Foreign currency translation reserve	General reserve		
	(Rupees in thousand)						
Balance as at July 01, 2024 (Audited)	1,334,025	10,590,001	4,600,000	2,002,507	-	206,381,187	224,907,720
Total comprehensive income for the period:							
Profit for the period	-	-	-	-	-	46,301,293	46,301,293
Other comprehensive income	-	-	-	50,828	-	-	50,828
	-	-	-	50,828	-	46,301,293	46,352,121
Issuance of bonus shares *	10,672,200	(10,590,001)	-	-	-	(82,199)	-
Final cash dividend for the year ended June 30, 2024 @ Rs 134.00 per share *	-	-	-	-	-	(17,875,935)	(17,875,935)
Balance as at March 31, 2025 (Un-Audited)	12,006,225	-	4,600,000	2,053,335	-	234,724,346	253,383,906
Total comprehensive income for the period:							
Profit for the period	-	-	-	-	-	18,835,123	18,835,123
Other comprehensive loss	-	-	-	(369,090)	-	(195,884)	(564,974)
	-	-	-	(369,090)	-	18,639,239	18,270,149
Balance as at June 30, 2025 (Audited)	12,006,225	-	4,600,000	1,684,245	-	253,363,585	271,654,055
Total comprehensive income for the period:							
Profit for the period	-	-	-	-	-	49,611,520	49,611,520
Other comprehensive loss	-	-	-	(208,714)	-	-	(208,714)
	-	-	-	(208,714)	-	49,611,520	49,402,806
Transfer to general reserve	-	-	-	-	6,000,000	(6,000,000)	-
Final cash dividend for the year ended June 30, 2025 @ Rs 21.7 per share *	-	-	-	-	-	(26,053,508)	(26,053,508)
Interim cash dividend for the year ending June 30, 2026 @ Rs 8.3 per share *	-	-	-	-	-	(9,965,167)	(9,965,167)
Balance as at March 31, 2026 (Un-Audited)	12,006,225	-	4,600,000	1,475,531	6,000,000	260,956,430	285,038,186

* Distribution to owners - recorded directly in equity

The annexed notes 1 to 22 form an integral part of these condensed interim financial statements.




Nabeel Rasheed
Chief Financial Officer



Faheem Haider
Managing Director / CEO



Abid Niaz Hasan
Director



Lt Gen Anwar Ali Hyder
HI(M), (Retd)
Chairman

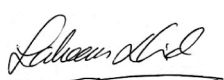
MARI ENERGIES LIMITED
CONDENSED INTERIM STATEMENT OF CASH FLOWS (UN-AUDITED)
FOR THE NINE MONTHS PERIOD ENDED MARCH 31, 2026

	31.03.2026	31.03.2025
Note	(Rupees in thousand)	
Cash flows from operating activities		
Cash receipts from customers	180,884,543	173,279,966
Cash paid to the Government for Government levies	(83,662,018)	(63,299,236)
Cash paid to suppliers, employees and others - net	(27,928,001)	(48,628,822)
Income tax paid	(2,279,907)	(6,589,621)
Cash generated from operating activities	67,014,617	54,762,287
Cash flows from investing activities		
Property, plant and equipment	(13,053,007)	(7,220,783)
Development and production assets	(19,590,040)	(15,118,173)
Exploration and evaluation assets	(14,102,766)	(5,351,539)
Proceeds from disposal of property, plant and equipment	16,719	3,160
Investment in associate	(4,219,500)	(7,037,250)
Investment in wholly owned subsidiaries	(1,102,000)	(10,400,000)
Income on mutual funds	2,233,309	3,387,602
Interest received	2,094,462	3,974,845
Cash utilized in investing activities	(47,722,823)	(37,762,138)
Cash flows from financing activities		
Repayment of long term financing	(93,750)	(93,750)
Redemption of preference shares	(1,749)	(222)
Finance cost paid	(24,088)	(31,354)
Lease rentals paid - net	(1,591,648)	-
Dividend paid	(35,629,583)	(17,750,219)
Cash utilized in financing activities	(37,340,818)	(17,875,545)
Decrease in cash and cash equivalents	(18,049,024)	(875,396)
Cash and cash equivalents at beginning of the period	76,925,672	74,886,288
Effect of exchange rate changes	(224,114)	6,483
Cash and cash equivalents at end of the period	58,652,534	74,017,375


The annexed notes 1 to 22 form an integral part of these condensed interim financial statements.




Nabeel Rasheed
Chief Financial Officer



Faheem Haider
Managing Director / CEO



Abid Niaz Hasan
Director



Lt Gen Anwar Ali Hyder
HI(M), (Retd)
Chairman

MARI ENERGIES LIMITED
NOTES TO THE CONDENSED INTERIM FINANCIAL STATEMENTS (UN-AUDITED)
FOR THE NINE MONTHS PERIOD ENDED MARCH 31, 2026

1. LEGAL STATUS AND OPERATIONS

Mari Energies Limited ("MariEnergies or the Company") is a public limited company incorporated in Pakistan on December 4, 1984 under the repealed Companies Ordinance, 1984 (replaced by the Companies Act, 2017). The shares of the Company are listed on the Pakistan Stock Exchange Limited. The Company is principally engaged in exploration, production and sale of hydrocarbons. The registered office of the Company is situated at 21 Mauve Area, 3rd Road, G-10/4, Islamabad.

2. BASIS OF PREPARATION

2.1 These condensed interim financial statements have been prepared in accordance with the accounting and reporting standards as applicable in Pakistan for interim financial reporting. The accounting and reporting standards as applicable in Pakistan for interim financial reporting comprise of International Accounting Standard (IAS) 34 'Interim Financial Reporting', issued by the International Accounting Standards Board (IASB) as notified under the Companies Act, 2017 and provisions of, directives and notifications issued under the Companies Act, 2017. Where the provisions of, directives and notifications issued under the Companies Act, 2017 differ with the requirements of IAS 34, the provisions of, directives and notifications issued under the Companies Act, 2017 have been followed.

2.2 These condensed interim financial statements are un-audited and are being submitted to the members as required under Section 237 of the Companies Act, 2017 and Rule Book of Pakistan Stock Exchange Limited.

2.3 The disclosures in these condensed interim financial statements do not include all the information and disclosures reported in the annual audited financial statements and should therefore be read in conjunction with the audited financial statements of the Company for the year ended June 30, 2025.

2.4 These condensed interim financial statements are the separate condensed interim financial statements of the Company in which investment in subsidiaries are accounted for at cost less accumulated impairment, if any. Consolidated condensed interim financial statements are prepared separately.

2.5 Exemption from application of Expected Credit Losses model

The Securities and Exchange Commission of Pakistan (SECP) through S.R.O. 25(I)/2026 dated January 6, 2026 has notified that in respect of companies holding financial assets due or ultimately due from the Government of Pakistan (GoP) in respect of circular debt, the requirements contained in IFRS 9 'Financial Instruments' with respect to application of Expected Credit Losses (ECL) model shall not be applicable for financial years ending on or before December 31, 2026, provided that such companies shall follow relevant requirements of IAS 39 'Financial Instruments: Recognition and Measurement' in respect of above referred financial assets during the exemption period.

Consequently, the Company has not recorded impact of application of ECL model on the financial assets due directly/ultimately from the GoP in these condensed interim financial statements.

3. ACCOUNTING POLICIES, SIGNIFICANT ACCOUNTING ESTIMATES, ASSUMPTIONS AND JUDGEMENTS

- 3.1** The preparation of these condensed interim financial statements in conformity with the approved accounting standards as applicable in Pakistan for interim financial reporting requires management to make estimates, assumptions and apply judgments that affect the application of accounting policies and reported amounts of assets, liabilities, income and expenses. Estimates, assumptions and judgments are continually evaluated and are based on historical experience and other factors, including reasonable expectations of future events. Revision to accounting estimates are recognized from the period of revision.
- 3.2** The accounting policies adopted in the preparation of these condensed interim financial statements are the same as those applied in the preparation of the audited financial statements for the year ended June 30, 2025.
- 3.3** The estimates, assumptions and judgments made in the preparation of these condensed interim financial statements are substantially the same as those applied in the preparation of the audited financial statements for the year ended June 30, 2025 except as disclosed in note 17 to these condensed interim financial statements. The management also believes that standards, amendments to published standards and interpretations that are effective for the Company from accounting periods beginning on or after July 1, 2025 do not have any significant effect on these condensed interim financial statements or are not relevant to the Company.

	(Un-Audited) 31.03.2026	(Audited) 30.06.2025
	(Rupees in thousand)	
4. SHARE CAPITAL		
Authorized capital		
17,000,000,000 (June 30, 2025: 17,000,000,000) ordinary shares of Rs 10 each	170,000,000	170,000,000
Issued, subscribed and paid up capital		
24,850,007 (June 30, 2025: 24,850,007) ordinary shares of Rs 10 each issued for cash	248,500	248,500
11,899,993 (June 30, 2025: 11,899,993) ordinary shares of Rs 10 each issued for consideration other than cash	119,000	119,000
1,163,872,500 (June 30, 2025: 1,163,872,500) ordinary shares of Rs 10 each issued as bonus shares	11,638,725	11,638,725
	12,006,225	12,006,225

	(Un-Audited) Nine months ended 31.03.2026	(Audited) Year ended 30.06.2025
	(Rupees in thousand)	
5. LEASE LIABILITIES		
Balance at the beginning of the period / year	9,271,379	-
Additions during the period / year	1,504,280	9,272,412
Payments made during the period / year	(2,795,339)	(334,513)
Unwinding of interest during the period / year	720,557	262,777
Exchange (gain) / loss during the period / year	(81,354)	70,703
	8,619,523	9,271,379
Balance at end of the period / year		
Less: Current portion classified under current liabilities	(3,664,102)	(3,103,249)
	4,955,421	6,168,130
	(Un-Audited) 31.03.2026	(Audited) 30.06.2025
	(Rupees in thousand)	
6. DEFERRED LIABILITIES		
Provision for decommissioning cost	36,200,778	31,312,631
Provision for employee benefits - unfunded	1,631,781	1,591,407
	37,832,559	32,904,038
7. TRADE AND OTHER PAYABLES		
Creditors	279,690	696,197
Accrued liabilities	22,284,985	26,541,612
Joint operating partners	3,093,798	1,743,347
Retention money and performance bonds payable	742,816	1,101,643
Management and Non-Management Gratuity Fund	407,737	-
Provident fund	83,989	-
Gas Development Surcharge	2,423,044	3,007,762
Excise duty	-	41,974
Royalties	15,563,186	15,633,331
Workers' Welfare Fund	398,386	734,069
Workers' Profit Participation Fund	3,398,102	-
Others	1,551,729	907,354
	50,227,462	50,407,289

- 7.1 Gas Development Surcharge (GDS), Gas Infrastructure Development Cess (GIDC) and their related sales tax amounting to Rs 149,712,513 thousand (June 30, 2025: Rs 150,251,863 thousand) are not reflected in these condensed interim financial statements in accordance with the accounting guidance issued by the Institute of Chartered Accountants of Pakistan (ICAP) through Circular no. 1/2021 dated January 21, 2021, whereby, these are recorded as payables to the extent that they are received from customers and are to be deposited with GoP as per their respective rules and regulations.

On August 13, 2020, the Supreme Court of Pakistan has decided the matter of GIDC, which has restrained the charging of GIDC from August 1, 2020 onwards and ordered gas consumers to pay GIDC arrears due up to July 31, 2020 in installments. The fertilizer companies have obtained stay orders against recovery from the Sindh High Court, where the matter is subjudice.

8. CONTINGENCIES AND COMMITMENTS

8.1 Contingencies

- a) The Company is currently defending multiple cases in Pakistan relating to its routine business activities. Based on review by legal counsel appointed for each case, it is expected that the outcomes will favor the Company. Consequently, no provisions and/or disclosure have been made in these condensed interim financial statements.
- b) The Company has given corporate guarantees to the GoP under various Petroleum Concession Agreements (PCAs) for the performance of obligations.
- c) As part of the investment arrangement in Pakistan International Oil Limited (PIOL), a related party, each of the consortium partners including MariEnergies has also provided, joint and several, parent company guarantees to Abu Dhabi National Oil Company, Abu Dhabi Company for Offshore Petroleum Operations Limited and Supreme Council for Financial and Economic Affairs Abu Dhabi, UAE, to guarantee the obligations of PIOL.
- d) The Company has given a corporate guarantee amounting to Rs 7,500 million, guaranteeing the financing obligations of its subsidiary namely SKY47 Limited, to the extent of 60% shareholding in SKY47 Limited through Mari Technologies Limited (a wholly owned subsidiary of the Company).

	(Un-Audited) 31.03.2026	(Audited) 30.06.2025
	(Rupees in thousand)	

8.2 Commitments

- a) Commitments for capital expenditure:
- | | | |
|------------------|-------------------|------------------|
| Wholly owned | 27,729,319 | 4,311,938 |
| Joint operations | 11,499,932 | 5,242,546 |
| | 39,229,251 | 9,554,484 |
- b) The Company's share in outstanding minimum work commitments, other than capital commitments included in 'a' above, under various PCAs aggregating to US\$ 105.10 million (June 30, 2025: US\$ 85.91 million)
- | | | |
|--|-------------------|-------------------|
| | 29,396,218 | 24,342,599 |
|--|-------------------|-------------------|
- c) As part of the Shareholders Agreement with the consortium partners in PIOL, the Company committed to invest up to US\$ 100 million in PIOL during five years from August 31, 2021, which have been invested up to March 31, 2026 (June 30, 2025: US\$ 85 million).
- d) The Board of Directors of the Company in its meeting held on January 26, 2026, has approved a further investment of Rs 2,500 million in Mari Minerals (Private) Limited (MariMinerals), a wholly owned subsidiary of the Company, by way of equity injection through subscription of right issue of shares at par value. Out of this, Rs 1,000 million has been invested upto March 31, 2026.

		(Un-Audited) Nine months ended 31.03.2026	(Audited) Year ended 30.06.2025
	Note	(Rupees in thousand)	
9. PROPERTY, PLANT AND EQUIPMENT			
Opening carrying value		111,738,172	97,355,350
Movement during the period / year:			
Additions	9.2	14,698,578	23,750,773
Revision due to change in estimates of provision for decommissioning cost		-	(658,503)
Net book value of disposals		(3,963)	(101,279)
Depreciation charge		(6,919,490)	(8,608,169)
		7,775,125	14,382,822
Closing carrying value		119,513,297	111,738,172
9.1 Property, plant and equipment comprises:			
Operating assets - owned assets		70,226,091	70,950,211
Operating assets - right-of-use assets		7,453,840	6,603,166
Capital work in progress		20,609,583	12,711,652
Stores and spares held for capital expenditure		21,223,783	21,473,143
		119,513,297	111,738,172

9.2 It includes additions amounting to Rs Nil (year ended June 30, 2025: Rs 1,661,688 thousand) on account of provision for decommissioning cost.

		(Un-Audited) Nine months ended 31.03.2026	(Audited) Year ended 30.06.2025
	Note	(Rupees in thousand)	
10. DEVELOPMENT AND PRODUCTION ASSETS			
Opening carrying value		61,803,417	35,118,195
Movement during the period / year:			
Additions	10.1	21,853,351	24,484,318
Transferred from exploration and evaluation assets	11	-	12,440,321
Revision due to change in estimates of provision for decommissioning cost		-	(2,030,774)
Amortization charge		(6,004,970)	(8,208,643)
		15,848,381	26,685,222
Closing carrying value		77,651,798	61,803,417

10.1 It includes additions amounting to Rs 1,929,713 thousand (year ended June 30, 2025: Rs 2,596,085 thousand) on account of provision for decommissioning cost.

	(Un-Audited) Nine months ended 31.03.2026	(Audited) Year ended 30.06.2025
Note	(Rupees in thousand)	
11. EXPLORATION AND EVALUATION ASSETS		
Opening carrying value	22,159,867	25,532,040
Movement during the period / year:		
Additions	11.1 14,898,369	11,068,000
Transferred to development and production assets	10 -	(12,440,321)
Revision due to change in estimates of provision for decommissioning cost	-	5,245
Impairment loss / cost of dry and abandoned wells	(3,339,142)	(2,005,097)
	11,559,227	(3,372,173)
Closing carrying value	33,719,094	22,159,867

11.1 It includes additions amounting to Rs 490,927 thousand (year ended June 30, 2025: Rs 754,833 thousand) on account of provision for decommissioning cost.

	(Un-Audited) 31.03.2026	(Audited) 30.06.2025
Note	(Rupees in thousand)	
12. LONG TERM INVESTMENTS		
Investment in related parties		
Associate (Un-quoted)	12.1 23,462,884	19,877,835
Subsidiaries (Un-quoted):		
- Mari Minerals (Private) Limited (MariMinerals)	3,500,000	2,500,000
- Mari Technologies Limited (MariTechnologies)	10,000,000	10,000,000
- GHG Emissions Mitigation Limited (GEM)	102,000	-
	13,602,000	12,500,000
Term Finance Certificates (TFCs) (Quoted) - at fair value through profit or loss	195,023	188,779
	37,259,907	32,566,614
	(Un-Audited) Nine months ended 31.03.2026	(Audited) Year ended 30.06.2025
	(Rupees in thousand)	

12.1 Investment in related party - associate (Un-quoted)

Pakistan International Oil Limited - foreign operation

Opening carrying value	19,877,835	12,306,218
Movement during the period / year:		
Investment during the period / year	4,219,500	7,037,250
Share of (loss) / profit	(356,166)	291,214
Effect of translation of investment	(278,285)	243,153
	3,585,049	7,571,617
Closing carrying value - at equity method	23,462,884	19,877,835

12.2 During the period, the Company, together with Ghani Chemicals Industries Limited (Ghani), incorporated a subsidiary namely GHG Emissions Mitigation Limited (GEM), a public limited company incorporated in Pakistan under the Companies Act, 2017. The principal line of business of GEM is to develop, design, construct, commission and operate the project for the mitigation of greenhouse gas emissions from the Sachal Gas Processing Complex through the capture, processing and purification of cold vent/exhaust gases. The Company holds 51% shareholding, and Ghani holds 49% shareholding in GEM. The Company has made an investment of Rs 102 million against 10,200 thousand ordinary shares of Rs 10 each.

	(Un-Audited) Nine months ended 31.03.2026	(Audited) Year ended 30.06.2025
	(Rupees in thousand)	
13. RIGHT-OF-USE ASSET RECEIVABLE FROM JOINT OPERATING PARTNERS		
Balance at the beginning of the period / year	4,172,121	-
Addition during the period / year	-	4,172,586
Payments received during the period / year	(1,203,691)	(150,531)
Unwinding of interest during the period / year	292,341	118,249
Exchange (loss) / gain during the period / year	(36,609)	31,817
Balance at the end of the period / year	3,224,162	4,172,121
Less: Current portion classified under current assets	(1,586,921)	(1,396,462)
	1,637,241	2,775,659
	(Un-Audited) 31.03.2026	(Audited) 30.06.2025
	(Rupees in thousand)	
14. TRADE DEBTS		
Due from associated companies and related parties - considered good	86,925,787	80,445,969
Due from others - considered good	5,126,018	6,135,742
	92,051,805	86,581,711
14.1 As detailed in note 7.1 to these condensed interim financial statements, GDS, GIDC and their related sales tax billed to customers but not received are not included in these condensed interim financial statements.		
	(Un-Audited) 31.03.2026	(Audited) 30.06.2025
	(Rupees in thousand)	
15. SHORT TERM LOANS AND ADVANCES		
Considered good		
Current portion of long term loans and advances	67,391	57,874
Advances to employees against expenses	120,824	191,487
Advances to suppliers, contractors and deposits for LC margin	2,832,162	2,241,173
Receivables from joint operating partners	6,266,143	3,805,168
Workers' Profit Participation Fund	-	174,614
	9,286,520	6,470,316

	Three months period ended		Nine months period ended	
	31.03.2026	31.03.2025	31.03.2026	31.03.2025
	(Rupees in thousand)		(Rupees in thousand)	
16. NET SALES				
Product wise breakup of net sales is as follows:				
Natural gas	46,333,684	43,762,383	132,765,942	126,962,093
Crude oil	1,832,876	1,836,934	5,511,818	5,288,862
Liquefied Petroleum Gas (LPG)	11,816	43,926	22,069	43,926
	48,178,376	45,643,243	138,299,829	132,294,881

17. PROVISION FOR TAXATION

- 17.1** The Company has recorded a reversal of tax provision amounting to Rs 5,666,993 thousand related to prior year by treating the amount payable under rule 35 of the Pakistan Onshore Petroleum (Exploration and Production) Rules, 2013 as Payment to the Government.
- 17.2** During the period, the Federal Constitutional Court of Pakistan (“FCC”) announced its decision through short order dated January 27, 2026, regarding the constitutional challenges to the Super Tax levied under Section 4B and 4C of the Income Tax Ordinance, 2001. In its decision, the FCC held that, in respect of Exploration & Production (E&P) Companies application of section 4B and 4C by virtue of Rule 4AA and 4B of the Fifth Schedule (the Schedule) will only apply to the petroleum income arising to E&P Companies if it’s application does not result in exceeding the aggregate rate of taxes provided in the Schedule and their respective PCAs. Pending detailed judgement on the matter by FCC and final determination of the matter, management believes that impact of judgement on the Company cannot be currently determined and accordingly, the Company has maintained the provision in respect of the matter in these condensed interim financial statements.

	Three months period ended		Nine months period ended	
	31.03.2026	31.03.2025	31.03.2026	31.03.2025
18. EARNINGS PER SHARE - BASIC AND DILUTED				
Profit for the period (Rupees in thousand)	21,171,100	15,905,481	49,611,520	46,301,293
Number of ordinary shares outstanding (in thousand)	1,200,623	1,200,623	1,200,623	1,200,623
Earnings per ordinary share (in Rupees)	17.63	13.25	41.32	38.56

There is no dilutive effect on the basic earnings per ordinary share of the Company.

	31.03.2026	31.03.2025
	(Rupees in thousand)	
19. CASH AND CASH EQUIVALENTS		
Cash and bank balances	23,981,356	36,446,869
Short term investments	34,671,178	37,570,506
	58,652,534	74,017,375

20. TRANSACTIONS AND BALANCES WITH RELATED PARTIES AND ASSOCIATED COMPANIES

The related parties of the Company comprise of entities having significant influence over the Company and entities controlled by such entities, subsidiaries, associates, employees' retirement funds and key management personnel. Key management personnel are those persons having authority and responsibility for planning, directing and controlling the activities of the Company. The Company considers its Directors, MD/CEO, senior managers and above to be key management personnel. Associated companies have been identified in accordance with the requirements of the Companies Act, 2017. Transactions and balances with related parties and associated companies, other than below, have been disclosed in relevant notes to these condensed interim financial statements.

The Company, in the normal course of business, pays for utilities and makes regulatory payments to entities controlled by GoP which are either disclosed in respective notes to these condensed interim financial statements or are collectively, but not individually, significant to these condensed interim financial statements.

Name and nature of relationship	Nature of transaction	Transactions for the nine months period ended	
		31.03.2026	31.03.2025
(Rupees in thousand)			
<u>Related parties</u>			
Entities with significant influence over the Company			
Fauji Foundation*	Dividend paid	14,287,408	7,090,788
	Cost and other expenses recharged to the Company	1,333,701	1,215,115
Oil and Gas Development Company Limited*	Dividend paid	7,143,704	3,545,394
	Sale of stores and spares	67,137	88,666
	Contractual services income	32,093	210,787
	Expenses against studies	75,114	160,487
Government of Pakistan (GoP)	Dividend paid	7,198,888	3,572,781
Entities controlled by those entities having significant influence over the Company			
Sui Northern Gas Pipelines Limited*	Gas sale	61,942,899	53,800,800
	Expenses against studies	16,079	8,142
Sui Southern Gas Company Limited*	Gas sale	4,979,404	4,557,056
	Expenses against studies	16,079	8,142
	Pipeline expense	45,836	128,649
Central Power Generation Company Limited	Gas sale	8,634	10,970
Pak Arab Refinery Company Limited	Crude oil sale	892,925	171,106
Pakistan Refinery Limited*	Crude oil sale	796,806	244,869
Askari Bank Limited*	Interest income	1,321,151	1,403,816
Fauji Fertilizer Company Limited*	Gas sale	28,608,059	28,986,898
	Income against services	287,368	40,061
Foundation Power Company Daharki Limited*	Gas sale	4,563,711	4,265,673
Olive Technical Services Limited*	Purchase of services	1,632	7,572
Foundation Gas*	LPG sale	26,170	52,083
National Investment Trust	Income on mutual funds	701,612	1,019,939
National Bank of Pakistan	Interest income	5,913	46,625
	Income on mutual funds	378,099	1,073,195

Name and nature of relationship	Nature of transaction	Transactions for the nine months period ended	
		31.03.2026	31.03.2025
(Rupees in thousand)			
<u>Related parties</u>			
Entities controlled by those entities having significant influence over the Company			
Government Holdings (Private) Limited*	Expenses against studies	75,114	160,487
Pakistan Petroleum Limited*	Gas processing income	1,506,824	318,851
	Sale of stores and spares	260,004	45,003
	Expenses against studies	75,114	160,487
Fauji Cement Company Limited*	Crude oil sale	19,492	14,244
Key management personnel			
Key management personnel	Remuneration, fee and benefits	1,341,602	1,083,502
Employees' retirement funds			
Provident Fund	Company's contribution	266,189	240,927
Subsidiaries			
Mari Minerals (Private) Limited*	Cost and other expenses recharged by the Company	296,526	-
Mari Technologies Limited*	Cost and other expenses recharged to the Company	131,875	10,995
SKY47 Limited*	Cost and other expenses recharged by the Company	127,494	-
	Cost and other expenses recharged to the Company	54,757	-
GHG Emissions Mitigation Limited*	Cost and other expenses recharged by the Company	40,031	-
<u>Associated companies by virtue of common directorship</u>			
Siemens Pakistan Engineering Co. Limited	Purchase of services	39,260	-
Pakistan Petroleum Exploration & Production Companies Association	Membership fee	8,185	2,725

Name and nature of relationship	Nature of balance	Balance as at	
		31.03.2026	30.06.2025
(Rupees in thousand)			
<u>Related parties</u>			
Entities with significant influence over the Company			
Fauji Foundation*	Dividend payable	419,479	299,416
	Cost and other expenses payable	161,209	121,229
Oil and Gas Development Company Limited*	Dividend payable	209,740	149,709
	Payable to joint operating partner	699,033	358,958
	Receivable from joint operating partner	3,521,413	1,465,608
	Right-of-use asset receivable	2,507,682	3,244,983
	Receivable against contractual services	32,093	357,644
	Receivable against studies	127,862	55,147

Name and nature of relationship	Nature of balance	Balance as at	
		31.03.2026	30.06.2025
		(Rupees in thousand)	
<u>Related parties</u>			
Entities controlled by those entities having significant influence over the Company			
Sui Northern Gas Pipelines Limited*	Trade debts	73,443,648	67,291,712
	Receivable against studies	5,204	33,130
Sui Southern Gas Company Limited*	Trade debts	10,509,678	9,859,612
	Payable against pipeline expenses	157,453	144,854
	Receivable against studies	657	6,194
Central Power Generation Company Limited	Trade debts	2,225	1,446
Pak Arab Refinery Company Limited	Trade debts	269,084	254,654
Pakistan Refinery Limited*	Trade debts	153,223	101,286
Askari Bank Limited*	Bank balances	16,613,275	23,091,614
	Interest accrued	168,302	250,070
Fauji Fertilizer Company Limited*	Trade debts	1,420,877	1,771,937
	Advance received against services	398,635	90,833
	Receivable against services	196,999	50,486
Foundation Power Company Daharki Limited*	Trade debts	1,110,826	1,100,852
Olive Technical Services Limited*	Payable against services	-	407
Foundation Gas*	Trade debts	16,226	64,470
National Investment Trust	Mutual funds	3,662,854	7,469,835
National Bank of Pakistan	Bank balances	34,288	16,328
	Mutual funds	2,191,833	10,784,455
	Interest accrued	1,704	3,735
Government Holdings (Private) Limited*	Payable to joint operating partner	705	117,094
	Receivable from joint operating partner	75,370	7,814
	Receivable against studies	195,178	62,789
Pakistan Petroleum Limited*	Payable to joint operating partner	401,989	108,913
	Receivable from joint operating partner	1,826,679	1,659,377
	Receivable against sale of stores and spares	-	213
	Receivable against gas processing	886,840	656,537
	Receivable against studies	36,699	93,940
Associate			
Pakistan International Oil Limited*	Other payable	-	53,438
Subsidiaries			
Mari Minerals (Private) Limited*	Other receivable	293,150	250
Mari Technologies Limited*	Other payable	66,560	33,290
SKY47 Limited*	Other receivable	123,553	136,422
GHG Emissions Mitigation Limited*	Other receivable	40,031	-
<u>Associated companies by virtue of common directorship</u>			
Siemens Pakistan Engineering Co. Limited	Payable against services	759	2,111

* These entities are also associated entities by virtue of common directorship.

21. FINANCIAL RISK MANAGEMENT AND FAIR VALUE MEASUREMENT

The Company's financial risk management objectives and policies are consistent with those disclosed in the audited financial statements for the year ended June 30, 2025. There is no change in the nature and corresponding hierarchies of fair value levels of financial instruments from those as disclosed in the audited financial statements for the year ended June 30, 2025. The carrying values of financial assets and liabilities approximate their fair values as of March 31, 2026 except for financial assets due directly/ultimately from GoP for which ECL model has not been applied as mentioned in note 2.5 to these condensed interim financial statements.

The Company has the following financial assets at fair value:

	Level 1	Level 2 (Rupees in thousand)	Level 3	Total
March 31, 2026				
Short term investments	19,906,455	-	-	19,906,455
Long term investments	195,023	-	-	195,023
	<u>20,101,478</u>	<u>-</u>	<u>-</u>	<u>20,101,478</u>
June 30, 2025				
Short term investments	35,048,676	-	-	35,048,676
Long term investments	188,779	-	-	188,779
	<u>35,237,455</u>	<u>-</u>	<u>-</u>	<u>35,237,455</u>

22. GENERAL

22.1 Non-adjusting events after the statement of financial position date

The Board of Directors in its meeting held on April 22, 2026 has approved a further investment of Rs 5,000 million and Rs 2,600 million in MariMinerals and MariTechnologies respectively by way of equity injection through subscription of right issue of shares at par value.

22.2 Revenue from major customers constitutes 96% of the total revenue during the nine months period ended March 31, 2026 (nine months period ended March 31, 2025: 96%).

22.3 These condensed interim financial statements have been authorized for issue by the Board of Directors of the Company on April 22, 2026.

Nabeel Rasheed
Chief Financial Officer

Faheem Haider
Managing Director / CEO

Abid Niaz Hasan
Director

Lt Gen Anwar Ali Hyder
HI(M), (Retd)
Chairman

MARI ENERGIES LIMITED

**CONDENSED INTERIM CONSOLIDATED
FINANCIAL STATEMENTS**

**FOR THE NINE MONTHS PERIOD
ENDED MARCH 31, 2026**

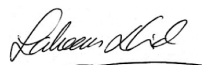
MARI ENERGIES LIMITED
CONDENSED INTERIM CONSOLIDATED STATEMENT OF FINANCIAL POSITION
AS AT MARCH 31, 2026

		(Un-Audited) 31.03.2026	(Audited) 30.06.2025		(Un-Audited) 31.03.2026	(Audited) 30.06.2025	
	Note	(Rupees in thousand)			(Rupees in thousand)		
EQUITY AND LIABILITIES				ASSETS			
SHARE CAPITAL AND RESERVES				NON CURRENT ASSETS			
Share capital	4	12,006,225	12,006,225	Property, plant and equipment	9	140,481,273	114,118,230
Other reserves		12,075,531	6,284,245	Development and production assets	10	77,651,798	61,803,417
Unappropriated profit		261,296,921	253,596,047	Exploration and evaluation assets	11	37,795,112	22,669,369
		<u>285,378,677</u>	<u>271,886,517</u>	Long term investments	12	23,658,407	20,066,614
Non-controlling interests		6,048,825	2,012,282	Right-of-use asset receivable from joint operating partners	13	1,637,241	2,775,659
				Long term loans and advances		45,742	66,806
TOTAL EQUITY		<u>291,427,502</u>	<u>273,898,799</u>	Long term deposits and prepayments		449,929	146,253
						<u>281,719,502</u>	<u>221,646,348</u>
NON CURRENT LIABILITIES				CURRENT ASSETS			
Long term financing		7,374,725	508,959	Stores and spares		14,258,968	12,681,811
Lease liabilities	5	5,245,288	6,314,296	Trade debts	14	92,051,805	86,581,711
Deferred liabilities	6	37,832,559	32,904,038	Short term loans and advances	15	9,479,532	6,470,316
Deferred tax liability		59,713,354	43,133,086	Short term prepayments		950,077	257,820
		<u>110,165,926</u>	<u>82,860,379</u>	Other receivables		5,385,168	6,375,200
CURRENT LIABILITIES				Current portion of right-of-use asset receivable from joint operating partners	13	1,586,921	1,396,462
Trade and other payables	7	56,445,136	51,098,733	Short term investments		37,739,051	43,904,612
Current portion of long term financing		143,266	147,570	Interest accrued		221,037	268,098
Current portion of lease liabilities	5	3,756,219	3,129,170	Cash and bank balances		28,784,019	45,155,755
Unclaimed dividend		1,085,503	696,411			<u>190,456,578</u>	<u>203,091,785</u>
Provision for income tax		9,152,528	13,627,071	Asset classified as held for sale		-	720,000
		<u>70,582,652</u>	<u>68,698,955</u>				
TOTAL LIABILITIES		<u>180,748,578</u>	<u>151,559,334</u>				
CONTINGENCIES AND COMMITMENTS	8						
TOTAL EQUITY AND LIABILITIES		<u>472,176,080</u>	<u>425,458,133</u>	TOTAL ASSETS		<u>472,176,080</u>	<u>425,458,133</u>

The annexed notes 1 to 22 form an integral part of these condensed interim consolidated financial statements.




Nabeel Rasheed
Chief Financial Officer



Faheem Haider
Managing Director / CEO



Abid Niaz Hasan
Director



Lt Gen Anwar Ali Hyder
HI(M), (Retd)
Chairman


MARI ENERGIES LIMITED
CONDENSED INTERIM CONSOLIDATED STATEMENT OF PROFIT OR LOSS (UN-AUDITED)
FOR THE NINE MONTHS PERIOD ENDED MARCH 31, 2026

	Note	Three months period ended		Nine months period ended	
		31.03.2026	31.03.2025	31.03.2026	31.03.2025
		(Rupees in thousand)		(Rupees in thousand)	
Gross sales		54,848,956	51,756,841	157,125,183	149,629,641
General sales tax		(6,093,012)	(5,564,186)	(17,149,260)	(15,699,337)
Excise duty		(577,568)	(549,412)	(1,676,094)	(1,635,423)
		(6,670,580)	(6,113,598)	(18,825,354)	(17,334,760)
Net sales	16	48,178,376	45,643,243	138,299,829	132,294,881
Royalties		(11,241,873)	(11,627,786)	(33,164,809)	(25,157,053)
Operating and administrative expenses		(10,962,449)	(8,367,722)	(31,684,420)	(31,583,560)
Exploration and prospecting expenditure		(4,875,777)	(2,906,257)	(8,951,957)	(9,627,216)
Finance cost		(996,337)	(882,398)	(2,964,131)	(2,551,827)
Other charges		(1,261,643)	(1,537,912)	(3,768,366)	(4,711,671)
		(29,338,079)	(25,322,075)	(80,533,683)	(73,631,327)
		18,840,297	20,321,168	57,766,146	58,663,554
Other income		1,164,155	464,078	2,217,634	609,465
Finance income		1,383,480	2,010,922	4,618,163	7,879,951
Share of loss in associate		(160,780)	(120,561)	(356,166)	(337,936)
Profit before taxation		21,227,152	22,675,607	64,245,777	66,815,034
Provision for taxation	17	(212,144)	(6,594,775)	(14,539,302)	(20,283,675)
Profit for the period		21,015,008	16,080,832	49,706,475	46,531,359
Attributable to:					
Equity holders of Mari Energies Limited		21,042,295	16,053,043	49,719,549	46,519,571
Non-controlling interests		(27,287)	27,789	(13,074)	11,788
		21,015,008	16,080,832	49,706,475	46,531,359
Earnings per share - basic and diluted					
Earnings per ordinary share (Rupees)	18	17.53	13.37	41.41	38.75


The annexed notes 1 to 22 form an integral part of these condensed interim consolidated financial statements.




Nabeel Rasheed
Chief Financial Officer



Faheem Haider
Managing Director / CEO



Abid Niaz Hasan
Director



Lt Gen Anwar Ali Hyder
HI(M), (Retd)
Chairman

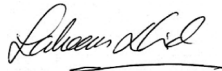
MARI ENERGIES LIMITED
CONDENSED INTERIM CONSOLIDATED STATEMENT OF COMPREHENSIVE INCOME (UN-AUDITED)
FOR THE NINE MONTHS PERIOD ENDED MARCH 31, 2026

	Three months period ended		Nine months period ended	
	31.03.2026	31.03.2025	31.03.2026	31.03.2025
	(Rupees in thousand)		(Rupees in thousand)	
Profit for the period	21,015,008	16,080,832	49,706,475	46,531,359
Other comprehensive (loss) / income:				
<u>Items that will be subsequently reclassified to profit or loss:</u>				
Effect of translation of investment in a foreign associate	(93,298)	68,478	(278,285)	50,828
Income tax effect related to effect of translation of investment in a foreign associate - deferred tax credit	23,324	-	69,571	-
	(69,974)	68,478	(208,714)	50,828
Total comprehensive income for the period	20,945,034	16,149,310	49,497,761	46,582,187
Attributable to:				
Equity holders of Mari Energies Limited	20,972,321	16,121,521	49,510,835	46,570,399
Non-controlling interests	(27,287)	27,789	(13,074)	11,788
	20,945,034	16,149,310	49,497,761	46,582,187


The annexed notes 1 to 22 form an integral part of these condensed interim consolidated financial statements.



Nabeel Rasheed
Chief Financial Officer



Faheem Haider
Managing Director / CEO



Abid Niaz Hasan
Director



Lt Gen Anwar Ali Hyder
HI(M), (Retd)
Chairman

MARI ENERGIES LIMITED
CONDENSED INTERIM CONSOLIDATED STATEMENT OF CHANGES IN EQUITY
FOR THE NINE MONTHS PERIOD ENDED MARCH 31, 2026

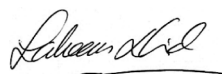
	Other reserves					Unappropriated profit	Total	Non-controlling interests	Total equity
	Share capital	Capital redemption reserve fund	Self insurance reserve	Foreign currency translation reserve	General reserve				
	(Rupees in thousand)								
Balance as at July 01, 2024 (Audited)	1,334,025	10,590,001	4,600,000	2,002,507	-	206,381,133	224,907,666	-	224,907,666
Total comprehensive income for the period:									
Profit for the period	-	-	-	-	-	46,519,571	46,519,571	11,788	46,531,359
Other comprehensive income	-	-	-	50,828	-	-	50,828	-	50,828
Issuance of bonus shares *	10,672,200	(10,590,001)	-	50,828	-	(82,199)	46,570,399	11,788	46,582,187
Subscription of shares of a subsidiary by non-controlling interests	-	-	-	-	-	-	-	2,000,000	2,000,000
Final cash dividend for the year ended June 30, 2024 @ Rs 134.00 per share *	-	-	-	-	-	(17,875,935)	(17,875,935)	-	(17,875,935)
Balance as at March 31, 2025 (Un-Audited)	12,006,225	-	4,600,000	2,053,335	-	234,942,570	253,602,130	2,011,788	255,613,918
Total comprehensive income for the period:									
Profit for the period	-	-	-	-	-	18,849,361	18,849,361	494	18,849,855
Other comprehensive loss	-	-	-	(369,090)	-	(195,884)	(564,974)	-	(564,974)
	-	-	-	(369,090)	-	18,653,477	18,284,387	494	18,284,881
Balance as at June 30, 2025 (Audited)	12,006,225	-	4,600,000	1,684,245	-	253,596,047	271,886,517	2,012,282	273,898,799
Total comprehensive income for the period:									
Profit for the period	-	-	-	-	-	49,719,549	49,719,549	(13,074)	49,706,475
Other comprehensive loss	-	-	-	(208,714)	-	-	(208,714)	-	(208,714)
	-	-	-	(208,714)	-	49,719,549	49,510,835	(13,074)	49,497,761
Subscription of shares of subsidiaries by non-controlling interests	-	-	-	-	-	-	-	4,049,617	4,049,617
Transfer to general reserve	-	-	-	-	6,000,000	(6,000,000)	-	-	-
Final cash dividend for the year ended June 30, 2025 @ Rs 21.7 per share *	-	-	-	-	-	(26,053,508)	(26,053,508)	-	(26,053,508)
Interim cash dividend for the year ending June 30, 2026 @ Rs 8.3 per share *	-	-	-	-	-	(9,965,167)	(9,965,167)	-	(9,965,167)
Balance as at March 31, 2026 (Un-Audited)	12,006,225	-	4,600,000	1,475,531	6,000,000	261,296,921	285,378,677	6,048,825	291,427,502

* Distribution to owners - recorded directly in equity

The annexed notes 1 to 22 form an integral part of these condensed interim consolidated financial statements.




Nabeel Rasheed
Chief Financial Officer



Faheem Haider
Managing Director / CEO



Abid Niaz Hasan
Director



Lt Gen Anwar Ali Hyder
HI(M), (Retd)
Chairman

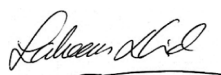
MARI ENERGIES LIMITED
CONDENSED INTERIM CONSOLIDATED STATEMENT OF CASH FLOWS (UN-AUDITED)
FOR THE NINE MONTHS PERIOD ENDED MARCH 31, 2026

	31.03.2026	31.03.2025
Note	(Rupees in thousand)	
Cash flows from operating activities		
Cash receipts from customers	180,884,543	173,279,966
Cash paid to the Government for Government levies	(83,662,018)	(63,299,236)
Cash paid to suppliers, employees and others - net	(26,195,135)	(48,663,211)
Income tax paid	(2,461,576)	(6,662,835)
Cash generated from operating activities	68,565,814	54,654,684
Cash flows from investing activities		
Property, plant and equipment	(31,297,464)	(8,553,044)
Development and production assets	(19,590,040)	(15,118,173)
Exploration and evaluation assets	(15,033,883)	(5,416,099)
Proceeds from disposal of property, plant and equipment	21,637	3,160
Investment in associates	(4,220,000)	(7,037,250)
Proceeds from disposal of asset classified as held for sale	720,000	-
Income on mutual funds	2,441,817	3,387,602
Interest received	2,609,620	4,426,105
Cash utilized in investing activities	(64,348,313)	(28,307,699)
Cash flows from financing activities		
Repayment of long term financing	(93,750)	(93,750)
Redemption of preference shares	(1,749)	(222)
Proceeds from long term financing	7,000,000	-
Finance cost paid	(224,346)	(31,354)
Subscription of shares of a subsidiary by non-controlling interests	4,046,317	2,000,000
Lease rentals paid - net	(1,627,573)	(8,048)
Bank balances under lien	(229,784)	(580,000)
Dividend paid	(35,629,583)	(17,750,219)
Cash utilized in financing activities	(26,760,468)	(16,463,593)
(Decrease) / increase in cash and cash equivalents	(22,542,967)	9,883,392
Cash and cash equivalents at beginning of the period	88,794,367	74,886,395
Effect of exchange rate changes	(224,114)	6,483
Cash and cash equivalents at end of the period	66,027,286	84,776,270


The annexed notes 1 to 22 form an integral part of these condensed interim consolidated financial statements.




Nabeel Rasheed
Chief Financial Officer



Faheem Haider
Managing Director / CEO



Abid Niaz Hasan
Director



Lt Gen Anwar Ali Hyder
HI(M), (Retd)
Chairman

MARI ENERGIES LIMITED
NOTES TO THE CONDENSED INTERIM CONSOLIDATED FINANCIAL
STATEMENTS (UN-AUDITED)
FOR THE NINE MONTHS PERIOD ENDED MARCH 31, 2026

1. LEGAL STATUS AND OPERATIONS

Mari Energies Limited (the Group) comprises of Mari Energies Limited (MariEnergies or the Holding Company), its wholly owned subsidiaries, Mari Minerals (Private) Limited (MariMinerals) and Mari Technologies Limited (MariTechnologies), and its subsidiaries, SKY47 Limited (SKY47), GHG Emissions Mitigation Limited (GEM) and Tuzgi Minerals (Private) Limited (TuzgiMinerals). SKY47 is a subsidiary of MariEnergies through MariTechnologies with sixty percent shareholding, GEM is a subsidiary of MariEnergies with fifty-one percent shareholding and TuzgiMinerals is a subsidiary of MariEnergies through MariMinerals with sixty-seven percent shareholding. MariEnergies is a public limited company incorporated in Pakistan on December 4, 1984 under the repealed Companies Ordinance, 1984 (replaced by the Companies Act, 2017) and its shares are listed on the Pakistan Stock Exchange Limited.

The Group, through its Holding Company, is principally engaged in exploration, production and sale of hydrocarbons. Additionally, the Group, through its subsidiaries, is principally engaged in mineral mining activities, establishment and running of data centers, cloud computing, artificial intelligence and other new technologies, and develop, design, construct, commission and operate the project for the mitigation of greenhouse gas emissions from the Sachal Gas Processing Complex through the capture, processing and purification of cold vent/exhaust gases. The registered office of the Holding Company and its subsidiaries is situated at 21 Mauve Area, 3rd Road, G-10/4, Islamabad.

2. BASIS OF PREPARATION

- 2.1** These condensed interim consolidated financial statements have been prepared in accordance with the accounting and reporting standards as applicable in Pakistan for interim financial reporting. The accounting and reporting standards as applicable in Pakistan for interim financial reporting comprise of International Accounting Standard (IAS) 34 'Interim Financial Reporting', issued by the International Accounting Standards Board (IASB) as notified under the Companies Act, 2017 and provisions of, directives and notifications issued under the Companies Act, 2017. Where the provisions of, directives and notifications issued under the Companies Act, 2017 differ with the requirements of IAS 34, the provisions of, directives and notifications issued under the Companies Act, 2017 have been followed.
- 2.2** These condensed interim consolidated financial statements are un-audited and are being submitted to the members as required under Section 237 of the Companies Act, 2017 and Rule Book of Pakistan Stock Exchange Limited.
- 2.3** The disclosures in these condensed interim consolidated financial statements do not include all the information and disclosures reported in the annual audited consolidated financial statements and should therefore be read in conjunction with the audited consolidated financial statements of the Group for the year ended June 30, 2025.

2.4 Exemption from application of Expected Credit Losses model

The Securities and Exchange Commission of Pakistan (SECP) through S.R.O. 25(I)/2026 dated January 6, 2026 has notified that in respect of companies holding financial assets due or ultimately due from the Government of Pakistan (GoP) in respect of circular debt, the requirements contained in IFRS 9 'Financial Instruments' with respect to application of Expected Credit Losses (ECL) model shall not be applicable for financial years ending on or before December 31, 2026, provided that such companies shall follow relevant requirements of IAS 39 'Financial Instruments: Recognition and Measurement' in respect of above referred financial assets during the exemption period.

Consequently, the Group has not recorded impact of application of ECL model on the financial assets due directly/ultimately from the GoP in these condensed interim consolidated financial statements.

3. ACCOUNTING POLICIES, SIGNIFICANT ACCOUNTING ESTIMATES, ASSUMPTIONS AND JUDGEMENTS

- 3.1** The preparation of these condensed interim consolidated financial statements in conformity with the approved accounting standards as applicable in Pakistan for interim financial reporting requires management to make estimates, assumptions and apply judgments that affect the application of accounting policies and reported amounts of assets, liabilities, income and expenses. Estimates, assumptions and judgments are continually evaluated and are based on historical experience and other factors, including reasonable expectations of future events. Revision to accounting estimates are recognized from the period of revision.
- 3.2** The basis of consolidation and accounting policies adopted in the preparation of these condensed interim consolidated financial statements are the same as those applied in the preparation of the audited consolidated financial statements for the year ended June 30, 2025.
- 3.3** The estimates, assumptions and judgments made in the preparation of these condensed interim consolidated financial statements are substantially the same as those applied in the preparation of the audited consolidated financial statements for the year ended June 30, 2025 except as disclosed in note 17 to these condensed interim consolidated financial statements. The management also believes that standards, amendments to published standards and interpretations that are effective for the Group from accounting periods beginning on or after July 1, 2025 do not have any significant effect on these condensed interim consolidated financial statements or are not relevant to the Group.

	(Un-Audited) 31.03.2026	(Audited) 30.06.2025
	(Rupees in thousand)	
4. SHARE CAPITAL		
Authorized capital		
17,000,000,000 (June 30, 2025: 17,000,000,000) ordinary shares of Rs 10 each	170,000,000	170,000,000
Issued, subscribed and paid up capital		
24,850,007 (June 30, 2025: 24,850,007) ordinary shares of Rs 10 each issued for cash	248,500	248,500
11,899,993 (June 30, 2025: 11,899,993) ordinary shares of Rs 10 each issued for consideration other than cash	119,000	119,000
1,163,872,500 (June 30, 2025: 1,163,872,500) ordinary shares of Rs 10 each issued as bonus shares	11,638,725	11,638,725
	12,006,225	12,006,225

	(Un-Audited) Nine months ended 31.03.2026	(Audited) Year ended 30.06.2025
	(Rupees in thousand)	
5. LEASE LIABILITIES		
Balance at the beginning of the period / year	9,443,466	-
Additions during the period / year	1,737,920	9,443,714
Payments made during the period / year	(2,831,264)	(345,013)
Unwinding of interest during the period / year	732,739	274,062
Exchange (gain) / loss during the period / year	(81,354)	70,703
	9,001,507	9,443,466
Less: Current portion classified under current liabilities	(3,756,219)	(3,129,170)
	5,245,288	6,314,296
	(Un-Audited) 31.03.2026	(Audited) 30.06.2025
	(Rupees in thousand)	
6. DEFERRED LIABILITIES		
Provision for decommissioning cost	36,200,778	31,312,631
Provision for employee benefits - unfunded	1,631,781	1,591,407
	37,832,559	32,904,038
7. TRADE AND OTHER PAYABLES		
Creditors	1,492,675	991,023
Accrued liabilities	24,423,798	26,928,415
Joint operating / joint venture partners	5,900,298	1,743,347
Retention money and performance bonds payable	742,816	1,101,643
Management and Non-Management Gratuity Fund	407,737	-
Provident fund	83,989	-
Gas Development Surcharge	2,423,044	3,007,762
General sales tax	13,445	-
Excise duty	-	41,974
Royalties	15,563,186	15,633,331
Workers' Welfare Fund	398,386	734,069
Workers' Profit Participation Fund	3,398,102	-
Others	1,597,660	917,169
	56,445,136	51,098,733

- 7.1 Gas Development Surcharge (GDS), Gas Infrastructure Development Cess (GIDC) and their related sales tax amounting to Rs 149,712,513 thousand (June 30, 2025: Rs 150,251,863 thousand) are not reflected in these condensed interim consolidated financial statements in accordance with the accounting guidance issued by the Institute of Chartered Accountants of Pakistan (ICAP) through Circular no. 1/2021 dated January 21, 2021, whereby, these are recorded as payables to the extent that they are received from customers and are to be deposited with GoP as per their respective rules and regulations.

On August 13, 2020, the Supreme Court of Pakistan has decided the matter of GIDC, which has restrained the charging of GIDC from August 1, 2020 onwards and ordered gas consumers to pay GIDC arrears due up to July 31, 2020 in installments. The fertilizer companies have obtained stay orders against recovery from the Sindh High Court, where the matter is subjudice.

8. CONTINGENCIES AND COMMITMENTS

8.1 Contingencies

- a) The Group is currently defending multiple cases in Pakistan relating to its routine business activities. Based on review by legal counsel appointed for each case, it is expected that the outcomes will favor the Group. Consequently, no provisions and/or disclosure have been made in these condensed interim consolidated financial statements.
- b) The Group has given corporate guarantees to the GoP under various Petroleum Concession Agreements (PCAs) for the performance of obligations.
- c) As part of the investment arrangement in Pakistan International Oil Limited (PIOL), a related party, each of the consortium partners including MariEnergies has also provided, joint and several, parent company guarantees to Abu Dhabi National Oil Company, Abu Dhabi Company for Offshore Petroleum Operations Limited and Supreme Council for Financial and Economic Affairs Abu Dhabi, UAE, to guarantee the obligations of PIOL.
- d) The Group, through Askari Bank Limited (related party), had issued letter of guarantee amounting to Rs 20 million (June 30, 2025: Rs 20 million) to Directorate General Mines & Minerals, Government of Balochistan for grant of two Exploration Licenses namely EL-322 and EL-323.

	(Un-Audited) 31.03.2026	(Audited) 30.06.2025
	(Rupees in thousand)	

8.2 Commitments

- a) Commitments for capital expenditure:

Wholly owned	30,173,925	6,129,975
Joint operations	11,499,932	5,242,546
	41,673,857	11,372,521

- b) The Group's share in outstanding minimum work commitments, other than capital commitments included in 'a' above, under various PCAs aggregating to US\$ 105.10 million (June 30, 2025: US\$ 85.91 million)

	29,396,218	24,342,599
--	-------------------	------------

- c) As part of the Shareholders Agreement with the consortium partners in PIOL, the Holding Company committed to invest up to US\$ 100 million in PIOL during five years from August 31, 2021, which have been invested up to March 31, 2026 (June 30, 2025: US\$ 85 million).

		(Un-Audited) Nine months ended 31.03.2026	(Audited) Year ended 30.06.2025
	Note	(Rupees in thousand)	
9. PROPERTY, PLANT AND EQUIPMENT			
Opening carrying value		114,118,230	97,355,350
Movement during the period / year:			
Additions	9.2	33,328,144	26,872,501
Revision due to change in estimates of provision for decommissioning cost		-	(658,503)
Net book value of disposals		(8,881)	(101,279)
Asset classified as held for sale		-	(720,000)
Depreciation charge		(6,956,220)	(8,629,839)
		26,363,043	16,762,880
Closing carrying value		140,481,273	114,118,230
9.1 Property, plant and equipment comprises:			
Operating assets - owned assets		71,927,559	71,378,598
Operating assets - right-of-use assets		7,835,572	6,754,483
Capital work in progress		39,494,359	14,512,006
Stores and spares held for capital expenditure		21,223,783	21,473,143
		140,481,273	114,118,230
9.2 It includes additions amounting to Rs Nil (year ended June 30, 2025: Rs 1,661,688 thousand) on account of provision for decommissioning cost.			
		(Un-Audited) Nine months ended 31.03.2026	(Audited) Year ended 30.06.2025
	Note	(Rupees in thousand)	
10. DEVELOPMENT AND PRODUCTION ASSETS			
Opening carrying value		61,803,417	35,118,195
Movement during the period / year:			
Additions	10.1	21,853,351	24,484,318
Transferred from exploration and evaluation assets	11	-	12,440,321
Revision due to change in estimates of provision for decommissioning cost		-	(2,030,774)
Amortization charge		(6,004,970)	(8,208,643)
		15,848,381	26,685,222
Closing carrying value		77,651,798	61,803,417
10.1 It includes additions amounting to Rs 1,929,713 thousand (year ended June 30, 2025: Rs 2,596,085 thousand) on account of provision for decommissioning cost.			

		(Un-Audited) Nine months ended 31.03.2026	(Audited) Year ended 30.06.2025
	Note	(Rupees in thousand)	
11. EXPLORATION AND EVALUATION ASSETS			
Opening carrying value		22,669,369	25,532,040
Movement during the period / year:			
Additions	11.1	18,464,885	11,577,502
Transferred to development and production assets	10	-	(12,440,321)
Revision due to change in estimates of provision for decommissioning cost		-	5,245
Impairment loss / cost of dry and abandoned wells		(3,339,142)	(2,005,097)
		15,125,743	(2,862,671)
Closing carrying value		37,795,112	22,669,369

11.1 It includes additions amounting to Rs 490,927 thousand (year ended June 30, 2025: Rs 754,833 thousand) on account of provision for decommissioning cost.

		(Un-Audited) 31.03.2026	(Audited) 30.06.2025
	Note	(Rupees in thousand)	
12. LONG TERM INVESTMENTS			
Investment in related parties - associates (Un-quoted)			
- Pakistan International Oil Limited	12.1	23,462,884	19,877,835
- Ammuri Minerals (Private) Limited	12.2	250	-
- Ammuri Resources (Private) Limited	12.2	250	-
		23,463,384	19,877,835
Term Finance Certificates (TFCs) (Quoted) - at fair value through profit or loss		195,023	188,779
		23,658,407	20,066,614
		(Un-Audited) Nine months ended 31.03.2026	(Audited) Year ended 30.06.2025
		(Rupees in thousand)	

12.1 Investment in related party - Pakistan International Oil Limited - foreign operation

Opening carrying value		19,877,835	12,306,218
Movement during the period / year:			
Investment during the period / year		4,219,500	7,037,250
Share of (loss) / profit		(356,166)	291,214
Effect of translation of investment		(278,285)	243,153
		3,585,049	7,571,617
Closing carrying value - at equity method		23,462,884	19,877,835

12.2 During the period, two project companies namely Ammuri Minerals (Private) Limited and Ammuri Resources (Private) Limited, were incorporated on August 26, 2025. These companies are private limited companies incorporated in Pakistan under the Companies Act, 2017 and engaged in the business of mineral mining activities. MariMinerals' shareholding in each of these project companies is 25% (less one share). The amount represents initial investment made by MariMinerals in these companies.

	(Un-Audited) Nine months ended 31.03.2026	(Audited) Year ended 30.06.2025
	(Rupees in thousand)	
13. RIGHT-OF-USE ASSET RECEIVABLE FROM JOINT OPERATING PARTNERS		
Balance at the beginning of the period / year	4,172,121	-
Addition during the period / year	-	4,172,586
Payments received during the period / year	(1,203,691)	(150,531)
Unwinding of interest during the period / year	292,341	118,249
Exchange (loss) / gain during the period / year	(36,609)	31,817
	3,224,162	4,172,121
Less: Current portion classified under current assets	(1,586,921)	(1,396,462)
	1,637,241	2,775,659

	(Un-Audited) 31.03.2026	(Audited) 30.06.2025
	(Rupees in thousand)	
14. TRADE DEBTS		
Due from associated companies and related parties - considered good	86,925,787	80,445,969
Due from others - considered good	5,126,018	6,135,742
	92,051,805	86,581,711

14.1 As detailed in note 7.1 to these condensed interim consolidated financial statements, GDS, GIDC and their related sales tax billed to customers but not received are not included in these condensed interim consolidated financial statements.

	(Un-Audited) 31.03.2026	(Audited) 30.06.2025
	(Rupees in thousand)	
15. SHORT TERM LOANS AND ADVANCES		
Considered good		
Current portion of long term loans and advances	67,391	57,874
Advances to employees against expenses	120,824	191,487
Advances to suppliers, contractors and deposits for LC margin	3,025,174	2,241,173
Receivables from joint operating partners	6,266,143	3,805,168
Workers' Profit Participation Fund	-	174,614
	9,479,532	6,470,316

	Three months period ended		Nine months period ended	
	31.03.2026	31.03.2025	31.03.2026	31.03.2025
	(Rupees in thousand)		(Rupees in thousand)	
16. NET SALES				
Product wise breakup of net sales is as follows:				
Natural gas	46,333,684	43,762,383	132,765,942	126,962,093
Crude oil	1,832,876	1,836,934	5,511,818	5,288,862
Liquefied Petroleum Gas (LPG)	11,816	43,926	22,069	43,926
	48,178,376	45,643,243	138,299,829	132,294,881

17. PROVISION FOR TAXATION

- 17.1** The Holding Company has recorded a reversal of tax provision amounting to Rs 5,666,993 thousand related to prior year by treating the amount payable under rule 35 of the Pakistan Onshore Petroleum (Exploration and Production) Rules, 2013 as Payment to the Government.
- 17.2** During the period, the Federal Constitutional Court of Pakistan (“FCC”) announced its decision through short order dated January 27, 2026, regarding the constitutional challenges to the Super Tax levied under Section 4B and 4C of the Income Tax Ordinance, 2001. In its decision, the FCC held that, in respect of Exploration & Production (E&P) Companies application of section 4B and 4C by virtue of Rule 4AA and 4B of the Fifth Schedule (the Schedule) will only apply to the petroleum income arising to E&P Companies if it’s application does not result in exceeding the aggregate rate of taxes provided in the Schedule and their respective PCAs. Pending detailed judgement on the matter by FCC and final determination of the matter, management believes that impact of judgement on the Group cannot be currently determined and accordingly, the Holding Company has maintained the provision in respect of the matter in these condensed interim consolidated financial statements.

	Three months period ended		Nine months period ended	
	31.03.2026	31.03.2025	31.03.2026	31.03.2025
18. EARNINGS PER SHARE - BASIC AND DILUTED				
Profit for the period attributable to equity holders of the Holding Company (Rupees in thousand)	21,042,295	16,053,043	49,719,549	46,519,571
Number of ordinary shares outstanding (in thousand)	1,200,623	1,200,623	1,200,623	1,200,623
Earnings per ordinary share (in Rupees)	17.53	13.37	41.41	38.75

There is no dilutive effect on the basic earnings per ordinary share of the Holding Company.

	31.03.2026	31.03.2025
	(Rupees in thousand)	
19. CASH AND CASH EQUIVALENTS		
Cash and bank balances	28,784,019	40,174,934
Short term investments	37,739,051	45,181,336
Bank balance under lien	(495,784)	(580,000)
	66,027,286	84,776,270

20. TRANSACTIONS AND BALANCES WITH RELATED PARTIES AND ASSOCIATED COMPANIES

The related parties of the Group comprise of entities having significant influence over the Group and entities controlled by such entities, associates, employees' retirement funds and key management personnel. Key management personnel are those persons having authority and responsibility for planning, directing and controlling the activities of the Group. The Group considers Directors, MD/CEO, senior managers and above of the Holding Company to be key management personnel. Associated companies have been identified in accordance with the requirements of the Companies Act, 2017. Transactions and balances with related parties and associated companies, other than below, have been disclosed in relevant notes to these condensed interim consolidated financial statements.

The Group, in the normal course of business, pays for utilities and makes regulatory payments to entities controlled by GoP which are either disclosed in respective notes to these condensed interim consolidated financial statements or are collectively, but not individually, significant to these condensed interim consolidated financial statements.

Name and nature of relationship	Nature of transaction	Transactions for the nine months period ended	
		31.03.2026	31.03.2025
(Rupees in thousand)			
<u>Related parties</u>			
Entities with significant influence over the Group			
Fauji Foundation*	Dividend paid	14,287,408	7,090,788
	Cost and other expenses recharged to the Company	1,333,701	1,215,115
	Sale of asset	720,000	-
Oil and Gas Development Company Limited*	Dividend paid	7,143,704	3,545,394
	Sale of stores and spares	67,137	88,666
	Contractual services income	32,093	210,787
	Expenses against studies	75,114	160,487
Government of Pakistan (GoP)	Dividend paid	7,198,888	3,572,781
Entities controlled by those entities having significant influence over the Group			
Sui Northern Gas Pipelines Limited*	Gas sale	61,942,899	53,800,800
	Expenses against studies	16,079	8,142
Sui Southern Gas Company Limited*	Gas sale	4,979,404	4,557,056
	Expenses against studies	16,079	8,142
	Pipeline expense	45,836	128,649
Central Power Generation Company Limited	Gas sale	8,634	10,970
Pak Arab Refinery Company Limited	Crude oil sale	892,925	171,106
Pakistan Refinery Limited*	Crude oil sale	796,806	244,869
Askari Bank Limited*	Interest income	1,558,760	1,728,454
	Interest on long term financing	12,804	-
Fauji Fertilizer Company Limited*	Gas sale	28,608,059	28,986,898
	Income against services	287,368	40,061
Foundation Power Company Daharki Limited*	Gas sale	4,563,711	4,265,673
Olive Technical Services Limited*	Purchase of services	1,632	7,572
Foundation Gas*	LPG sale	26,170	52,083
National Investment Trust	Income on mutual funds	729,209	1,019,939
National Bank of Pakistan	Interest income	5,913	46,625
	Income on mutual funds	385,554	1,073,195

Name and nature of relationship	Nature of transaction	Transactions for the nine months period ended	
		31.03.2026	31.03.2025
(Rupees in thousand)			
<u>Related parties</u>			
Entities controlled by those entities having significant influence over the Group			
Government Holdings (Private) Limited*	Expenses against studies	75,114	160,487
Pakistan Petroleum Limited*	Gas processing income	1,506,824	318,851
	Sale of stores and spares	260,004	45,003
	Expenses against studies	75,114	160,487
Fauji Cement Company Limited*	Crude oil sale	19,492	14,244
	Purchase of goods	379,436	-
Key management personnel			
Key management personnel	Remuneration, fee and benefits	1,349,802	1,083,502
Employees' retirement funds			
Provident Fund	Holding Company's contribution	266,189	240,927
<u>Associated companies by virtue of common directorship of the Holding Company</u>			
Siemens Pakistan Engineering Co. Limited	Purchase of services	39,260	-
Pakistan Petroleum Exploration & Production Companies Association	Membership fee	8,185	2,725
		Balance as at	
Name and nature of relationship	Nature of balance	31.03.2026	30.06.2025
(Rupees in thousand)			
<u>Related parties</u>			
Entities with significant influence over the Group			
Fauji Foundation*	Dividend payable	419,479	299,416
	Cost and other expenses payable	161,209	121,229
Oil and Gas Development Company Limited*	Dividend payable	209,740	149,709
	Payable to joint operating partner	699,033	358,958
	Receivable from joint operating partner	3,521,413	1,465,608
	Right-of-use asset receivable	2,507,682	3,244,983
	Receivable against contractual services	32,093	357,644
	Receivable against studies	127,862	55,147

Name and nature of relationship	Nature of balance	Balance as at	
		31.03.2026	30.06.2025
		(Rupees in thousand)	
<u>Related parties</u>			
Entities controlled by those entities having significant influence over the Group			
Sui Northern Gas Pipelines Limited*	Trade debts	73,443,648	67,291,712
	Receivable against studies	5,204	33,130
Sui Southern Gas Company Limited*	Trade debts	10,509,678	9,859,612
	Payable against pipeline expenses	157,453	144,854
	Receivable against studies	657	6,194
Central Power Generation Company Limited	Trade debts	2,225	1,446
Pak Arab Refinery Company Limited	Trade debts	269,084	254,654
Pakistan Refinery Limited*	Trade debts	153,223	101,286
Askari Bank Limited*	Bank balances	20,909,352	29,159,384
	Interest accrued	168,302	250,070
	Long term financing - secured	700,000	-
Fauji Fertilizer Company Limited*	Trade debts	1,420,877	1,771,937
	Advance received against services	398,635	90,833
	Receivable against services	196,999	50,486
Foundation Power Company Daharki Limited*	Trade debts	1,110,826	1,100,852
Olive Technical Services Limited*	Payable against services	-	407
Foundation Gas*	Trade debts	16,226	64,470
National Investment Trust	Mutual funds	4,121,615	7,469,835
National Bank of Pakistan	Bank balances	34,288	16,328
	Mutual funds	2,191,833	10,784,455
	Interest accrued	1,704	3,735
Government Holdings (Private) Limited*	Payable to joint operating partner	705	117,094
	Receivable from joint operating partner	75,370	7,814
	Receivable against studies	195,178	62,789
Pakistan Petroleum Limited*	Payable to joint operating partner	401,989	108,913
	Receivable from joint operating partner	1,826,679	1,659,377
	Receivable against sale of stores and spares	-	213
	Receivable against gas processing	886,840	656,537
	Receivable against studies	36,699	93,940
Fauji Cement Company Limited*	Other payable	10,459	48,750
Associate			
Pakistan International Oil Limited*	Other payable	-	53,438
<u>Associated companies by virtue of common directorship of the Holding Company</u>			
Siemens Pakistan Engineering Co. Limited	Payable against services	759	2,111

* These entities are also associated entities of the Holding Company by virtue of common directorship.

21. FINANCIAL RISK MANAGEMENT AND FAIR VALUE MEASUREMENT

The Group's financial risk management objectives and policies are consistent with those disclosed in the audited consolidated financial statements for the year ended June 30, 2025. There is no change in the nature and corresponding hierarchies of fair value levels of financial instruments from those as disclosed in the audited consolidated financial statements for the year ended June 30, 2025. The carrying values of financial assets and liabilities approximate their fair values as of March 31, 2026 except for financial assets due directly/ultimately from GoP for which ECL model has not been applied as mentioned in note 2.4 to these condensed interim consolidated financial statements.

The Group has the following financial assets at fair value:

	Level 1	Level 2	Level 3	Total
	(Rupees in thousand)			
March 31, 2026				
Short term investments	22,974,328	-	-	22,974,328
Long term investments	195,023	-	-	195,023
	<u>23,169,351</u>	<u>-</u>	<u>-</u>	<u>23,169,351</u>
June 30, 2025				
Short term investments	38,224,669	-	-	38,224,669
Long term investments	188,779	-	-	188,779
	<u>38,413,448</u>	<u>-</u>	<u>-</u>	<u>38,413,448</u>

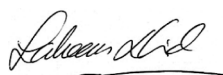
22. GENERAL

22.1 Revenue from major customers constitutes 96% of the total revenue during the nine months period ended March 31, 2026 (nine months period ended March 31, 2025: 96%).


22.2 These condensed interim consolidated financial statements have been authorized for issue by the Board of Directors of the Holding Company on April 22, 2026.




Nabeel Rasheed
Chief Financial Officer



Faheem Haider
Managing Director / CEO



Abid Niaz Hasan
Director



Lt Gen Anwar Ali Hyder
HI(M), (Retd)
Chairman

ماری انرجیز لمیٹڈ

ڈائریکٹرز جائزہ رپورٹ

ہمیں 31 مارچ، 2026ء کو ختم ہونے والی نو ماہ مدت کے لئے کمپنی کے مرتب کردہ مختصر عبوری علیحدہ اور مجمع مالیاتی بیانات کے ساتھ جائزہ رپورٹ پیش کرنے پر خوشی محسوس ہو رہی ہے۔

اہم نکات:

- وفاقی کابینہ نے غازتج فیلڈ کے لیے گیس الاٹمنٹ کے انتظامات کی منظوری دی ہے، جس کے تحت ماری سے اہم فرٹیلائزر سیکٹر کسٹمز کو مخصوص گیس کی فراہمی ممکن بنائی جائے گی۔ بعد ازاں، ایک ترمیم شدہ فیلڈ ڈیولپمنٹ پلان ریگولیٹر کو جمع کرایا گیا ہے۔
- EWT کی منظوری اور SNGPL کو 50 ایم ایم ایس سی ایف ڈی تک گیس کی الاٹمنٹ کے بعد وزیرستان بلاک میں اسپن وام-1 ڈسکور سے پیداوار شروع ہو گئی ہے۔
- کمپنی نے اپنے ڈرلنگ پروگرام کو نو ایکسپلوریشن ویلز کے ساتھ آگے بڑھایا جن میں سے چھ ویلز پروڈیوسرز کے طور پر مکمل کیے گئے، تین نئی دریافتیں، اور تین اپریزل ویلز ماری ڈی اینڈ پی ایل میں مکمل کیے گئے، جبکہ وزیرستان اور سجاول بلاکس میں ٹیسٹنگ اور اپریزل سرگرمیاں جاری ہیں۔
- LNG درآمدی کارگو کی تعداد میں کمی اور LNG سپلائی میں خلل (جو کہ قطر انرجی کی طرف سے فورس میجور اعلان کی وجہ سے ہوئی) نے پچھلے سہ ماہی میں گیس کی جبری کٹوتی کے اثرات کو کم کیا۔ سوئنگ ولیم، ایس جی پی سی اور شیوا کی بڑھتی ہوئی معاونت نے سیلز ولیم حاصل کرنے میں معنی خیز مدد فراہم کی۔
- کمپنی نے اپنی ESG اور سسٹین ایبلٹی ایجنڈے کو آگے بڑھایا ہے، جس میں صلاحیت سازی، بہتر گورننس، اور منظم اقدامات شامل ہیں تاکہ ریگولیٹری ہم آہنگی کو مضبوط بنایا جائے اور پائیدار کاروباری طریقوں کو فروغ دیا جائے۔
- کمپنی نے صحت، تحفظ، اور ماحولیات کے شعبے میں اچھی کارکردگی برقرار رکھی اور 15,000 سے زائد اہم کام بغیر کسی بڑے حادثے کے محفوظ طریقے سے مکمل کیے۔ اس میں وسیع تربیت اور ہنگامی صورت حال سے نمٹنے کی تیاری نے مدد کی۔ مزید یہ کہ پروسیس سیفٹی مینجمنٹ (PSM) پروگرام کے تحت 19 افراد نے بین الاقوامی سطح کی PHA-HAZOP لیڈرز سرٹیفیکیشن حاصل کی۔
- کمپنی کا CCS پروجیکٹ منصوبہ بندی کے مطابق آگے بڑھ رہا ہے، اس وقت فرنٹ انڈ انجینئرنگ ڈیزائن (FEED) اور انوائرنٹل اینڈ سوشل امپکٹ اسسمنٹس (ESIA) جاری ہیں، اس کے ساتھ ریگولیٹری اینڈ ریزروائر اسسمنٹس بھی ہو رہی ہیں جبکہ مستقبل میں کاربن کریڈٹس حاصل کرنے کے لیے، اسے VERRA میں زیر ترقیاتی منصوبہ کے طور پر رجسٹر کیا جا رہا ہے۔
- کمپنی نے SGPC میں وینٹ گیس کی پروسیسنگ کے لئے غنی کیمیکل انڈسٹریز لمیٹڈ کے ساتھ مل کر GHG Emission Mitigation Ltd تشکیل دی ہے۔ اس منصوبے کی فنانسنگ کا اختیار 31 مارچ، 2026ء کو حبیب بینک لمیٹڈ کو دیا گیا ہے۔

- ماری ٹیکنالوجیز اپنی ذیلی کمپنی سکاٹی 47 لمیٹڈ کے ذریعے پاکستان کے ڈسکیٹل انفراسٹرکچر کو مضبوط بنانے کے لیے Tier III/IV سرٹیفائیڈ ڈیٹا سینٹرز کی تعمیر کر رہی ہے، اسلام آباد میں قائم فیسلٹی نے آپ ٹائم انسٹی ٹیوٹ سے Tier III ڈیزائن کی سرٹیفیکیشن حاصل کی ہے۔ اس کے علاوہ، اس منصوبے نے STZA زون انٹرپرائز لائسنس بھی حاصل کیا ہے اور اسلام آباد سائٹ پر 5 میگا واٹ گرڈ کنکشن کو کامیابی سے فعال کیا گیا ہے۔

آپریٹیشنل ماحول اور اہم چیلنجز:

- خیبر پختونخوا اور بلوچستان میں سیکورٹی کی صورت حال ایک اہم آپریٹیشنل معاملہ ہے، کیونکہ یہ علاقہ اسٹریٹجک منصوبوں کے لیے اہم ہیں۔ کمپنی ملازمین، اثاثوں کے تحفظ اور کاروبار کے تسلسل کو یقینی بنانے کے لیے مضبوط رسک مینجمنٹ جاری رکھے ہوئے ہے، جبکہ قانون نافذ کرنے والے اداروں اور مقامی کمیونٹیز کے ساتھ قریبی تعاون سے حفاظتی اقدامات کے نفاذ اور مضبوط گڈ ویل کو یقینی بنانے پر کام کرتی ہے۔
- 84 ارب روپے کا سرکلر ڈیٹ ایک اہم چیلنج ہے، جو کمپنی کے ایکسپلوریشن، ڈویلپمنٹ، اور پیداواری سرگرمیوں پر اثر انداز ہو سکتا ہے۔ کمپنی حکام کے ساتھ فعال طور پر رابطے میں ہے تاکہ وصولیوں کو بہتر بنایا جاسکے، جبکہ اس مسئلے کے حل کے لئے حکومتی ٹاسک فورس ایک سرکلر ڈیٹ مینجمنٹ پلان پر کام کر رہی ہے۔ مزید برآں، حکومت کے حالیہ بین الاقوامی مالیاتی فنڈ (IMF) کے ساتھ مذاکرات کے دوران یہ اتفاق کیا گیا ہے کہ توانائی کے شعبے کو مالی طور پر مستحکم رکھا جائے گا اور سرکلر ڈیٹ کے جمع ہونے سے بچاؤ کے لیے بروقت ٹیرف میں اصلاحات کی جائیں گی۔
- ریجن میں جیو پالیٹیکل صورتحال سپلائی چین پر منفی اثر ڈال رہی ہے، جس کا اثر ممکنہ طور پر ٹارگٹس اور منصوبوں کی مدت پر پڑ سکتا ہے۔ کمپنی ان کے متبادل حل اور کسی بھی منفی اثر کو کم کرنے کے لئے اس معاملے کی ترجیحی بنیادوں پر اپنے سپلائرز کے ساتھ پیروی کر رہی ہے۔

تفصیلی رپورٹ

صحت، تحفظ، اور ماحولیاتی (HSE) کارکردگی

مالی سال 2025-26 کی پہلی تین سہ ماہیوں کے دوران، کمپنی نے صحت، تحفظ، اور ماحولیاتی کارکردگی کو مضبوط اور منظم انداز میں برقرار رکھا، اور تمام آپریٹیشنل اور پراسیس سیفٹی KPIs اہداف کے اندر رہے۔ IMS سرٹیفیکیشنز کامیابی سے برقرار رکھی گئیں، اور فروری 2026 میں مختلف مقامات پر منعقد کیے گئے سر ویلنس آڈٹ میں کوئی بڑی خلاف ورزی رپورٹ نہیں ہوئی ہے۔

15,000 سے زائد اہم کام، 12.22 ملین مین-آورز، اور 6.04 ملین کلومیٹر کا سفر بغیر کسی بڑے حادثے کے مکمل کیا گیا۔ ورک فورس کی صلاحیت کو 746 ہنگامی مشقوں اور 50,890 تربیتی آورز کے ذریعے بہتر بنایا گیا۔ پراسیس سیفٹی مینجمنٹ (PSM) کے تحت 19 افراد نے بین الاقوامی سرٹیفیکیشن حاصل کی، اور پلس چیک سروریز کے ذریعے PSM فریم ورک کی مسلسل بہتری پر توجہ دی گئی۔

انورنٹل، سوشل اینڈ گورننس (ESG) کے حوالے سے، کمپنی نے اپنے سسٹین ایبلٹی فریم ورک کو مزید مستحکم کیا، اور انٹرنل کارپوریٹ سسٹین ایبلٹی اسسٹنٹ تیار کی، جسے S&P Global CSA کے مطابق ترتیب دیا گیا ہے۔ SECP کی ESG گائیڈ لائنز اور IFRS S1 & S2 کے تقاضوں کے مطابق جائزہ مکمل کیا گیا تاکہ رپورٹنگ میں موجود خلا کی نشاندہی کی جاسکے۔ ESG طریقے کار کو مختلف شعبوں میں شامل کرنے کا کام آگے بڑھا، اور

معلومات کو مزید بہتر انداز میں ظاہر کرنے کے لئے اے ایف فرگوسن اینڈ کمپنی، جو کہ پرائس واٹر ہاؤس کوپرز (PwC) کا رکن ادارہ ہے، کی خدمات حاصل کی گئیں۔ صلاحیت بڑھانے کو ترجیح دی گئی، جس کے لئے پائیداری، توانائی کے انتظام اور موسمیاتی امور سے مطلق خصوصی تربیت بھی دی گئی۔

کارپوریٹ سماجی ذمہ داری (CSR)

اس مدت کے دوران، کمپنی نے تعلیم، روزگار، صحت کی دیکھ بھال، اور کمیونٹی انفراسٹرکچر کے شعبوں میں ٹارگٹڈ اقدامات کے ذریعے اپنی CSR حکمت عملی کو آگے بڑھایا۔ اہم ڈیولپمنٹس میں، ڈہر کی میں خواتین کے لیے ووکیشنل اسکول ڈیولپمنٹ پروگرام کا آغاز اور نور سحر اسپیشل ایجوکیشن اسکول (NSSES) میں خصوصی افراد کی مدد کے لئے ایک انڈیپنڈنٹ لیوینگ سینٹر کا قیام شامل ہیں۔ ہاسیٹا لیٹی ٹریننگ پروگرام کے تحت پہلی کھیپ کامیابی سے فارغ التحصیل ہوئی، جبکہ نوجوانوں کو مارکیٹ سے متعلق ہنر سے آراستہ کرنے کے لئے ڈیجیٹل بوٹ کیمپ کا پہلا بیچ بھی شامل کیا گیا ہے۔

ماری کسان دوست پروگرام (MKDP) کے تحت مسلسل ترقی جاری رکھتے ہوئے کمیونٹی انگیجمنٹ اور معاشی خود مختاری کو ترجیح دی گئی، جس میں مقامی کسانوں کے ساتھ ایک ٹاؤن ہال بھی شامل تھا۔ MKDP کی ڈلائن اسمسب سے فصلوں کی پیداوار میں اضافہ، ماری میل ایسیسو کے تحت بچوں کی نشوونما میں بہتری، اور خواتین کی پروگرام میں اضافی شمولیت سے خواتین کے معاشی خود مختاری میں اضافہ ظاہر ہوتا ہے۔ کمپنی مالی شمولیت کو فروغ دینے کے لیے مائیکرو فنانس پروگرام اور مقامی نوجوانوں کو بین الاقوامی مواقع فراہم کرنے کے لیے ایک اور سیز ایمپلائمنٹ پروگرام شروع کر رہی ہے۔ انفراسٹرکچر کی ترقی پر بھی توجہ دی گئی، جس کے تحت متعدد پانی کی فراہمی کے منصوبے مکمل کیے گئے، جن سے تقریباً 29,000 افراد کو فائدہ پہنچا۔ اسی طرح NWD میں Kareera Valley سولرائزیشن پروگرام کے تحت 1,200 سولریوٹس کا منصوبہ بھی شروع کیا گیا ہے۔ یہ تمام اقدامات کمپنی کے جاری عزم کے مطابق ہیں جامع ترقی، ہیومن کپٹل کی ترقی، اور پائیدار کمیونٹی کی بہتری کے لیے اپنی کوششیں جاری رکھے گی۔

مالی کارکردگی

اضافہ / کمی	31 مارچ کو ختم ہونے والی نو ماہ کی مدت		تفصیل
	2025	2026	
	رقم ملین روپے		
%5	132,295	138,300	نیٹ سیلز
(%4)	66,465	64,131	منافع قبل از ٹیکس
(%28)	(20,164)	(14,519)	انکم ٹیکس
%7	46,301	49,612	خالص منافع
%7	38.56	41.32	EPS (روپے فی شیئر)
%7	38.75	41.41	EPS (مجموعی - روپے فی شیئر)

پچھلی مدت کے مقابلے میں خالص فروخت میں اضافہ بنیادی طور پر فروخت کے حجم میں اضافے اور بہتر قیمتوں کے سبب ہوا ہے۔ منافع میں اضافہ آپریٹنگ اخراجات میں بہتری، ایکسپلوریشن اور متعلقہ اخراجات میں کمی، اور کم ٹیکس چارج کے نتیجے میں ہوئی ہے، البتہ پالیسی ریٹ میں کمی کے سبب مالیاتی آمدنی میں کمی ہوئی ہے۔

بنیادی کاروباری سرگرمیاں

کمپنی کا بنیادی کاروباری پروگرام اسٹریٹجک طور پر اپنے بنیادی وسائل کو بڑھانے، ریسورسز کی ریزرو میں تبدیلی اور ٹارگٹڈ ایکسیس، ایکسپلوریشن، اپریزل، ڈویلپمنٹ اور پروڈکشن سرگرمیوں کے ذریعے پیداواری صلاحیت بڑھانے پر مرکوز ہے۔ سالانہ بجٹ پلان پر عمل کرتے ہوئے اس مدت کے دوران نمایاں پیش رفت حاصل کی گئی ہے، جو پائیدار ترقی اور آپریٹنگ ایکسیلینس کے لیے کمپنی کے عزم کی تقویت اور ان اقدامات کے کارگر ہونے کو ظاہر کرتی ہے۔

رسائی:

31 اکتوبر 2025 کو وزارت توانائی (پٹرولیم ڈویژن) کے تحت ہونے والے پاکستان ای اینڈ پی آف شور بڈراونڈ میں ماری انرجیز نے آزادانہ اور مشترکہ طور پر 23 آف شور ایکسپلوریشن بلاکس حاصل کیے۔ ان میں سے 18 بلاکس آپریٹر کے طور پر اور 5 بلاکس پارٹنر آپریٹنگ کے طور پر تفویض کیے گئے۔ دو بلاکس (انڈس آف شور-C اور انڈس آف شور-F) کے لیے پروڈکشن شیئرنگ معاہدے (PSAs) اور ایکسپلوریشن لائسنسز (ELs) مکمل کیے جا چکے ہیں، جبکہ باقی 16 کا عمل جاری ہے۔ اضافی طور پر، حکومت نے 10 آف شور بلاکس، جن میں بلاک 28 نار تھ بھی شامل ہے، کے لیے پٹرولیم کنسیشن ایگریمنٹ (PCAs) اور ایکسپلوریشن لائسنسز (ELs) کی منظوری دی ہے۔

حکومت پاکستان نے انڈس آف شور بلاک-C میں PPL کی 65% حصہ داری OGDC، TPOC اور ماری انرجیز کو منتقلی کا معاہدہ باضابطہ طور پر مکمل کر لیا ہے۔ جبکہ اس منصوبے کا انتظامی کنٹرول بھی TPOC کو دے دیا گیا ہے۔

کمپنی کے پورٹ فولیو میں 72 لائسنسز اور 15 D&P لیزز شامل ہیں، جن میں ابو ظہبی کا آفس شور بلاک 5 بھی شامل ہے۔

ایکسپلوریشن:

سیسمک ڈیٹا ایکویزیشن پراجیکٹس اور G&M سروے:

نمبر شمار	سیسمک / G&M پروجیکٹ	آپریٹر	شروع کیا گیا	نوعیت
آپریٹنگ بلاکس				
1-	ولی ویسٹ-2D سیسمک	ماری انرجیز	2022-23	حفاظتی وجوہات کی بنا پر کریو کو کو ڈیپو بلائز کر دیا گیا۔
2-	شاران-2D سیسمک	ماری انرجیز	2023-24	پراجیکٹ مکمل ہو گیا ہے۔
3-	وزیرستان G&M سروے اینڈ 2D سیسمک	ماری انرجیز	2025-26	696 سٹیشنز میں سے، 491/487 Grav/ Mag سٹیشنز) یعنی تقریباً 70 فیصد کا ڈیٹا حاصل کر لیا گیا ہے۔

نان-آپریٹڈ بلاکس				
1-	کوہاٹ-3D سیمک	اوجی ڈی سی	2025-26	کیمپ کی تعمیر مکمل ہو چکی ہے۔ پیرامیٹر ٹیسٹنگ کی تیاری جاری ہے۔

ایکسپلوریشن ویلز:

- **شمس-1** ویل 30 جنوری، 2026 کو اسپڈ کیا گیا، اور کامیابی سے 3,075 میٹر گہرائی تک کھودا گیا۔ ماری ڈی اینڈ پی ایل کے گوروبی-سینڈ ریزروائر میں ایک نئے ہائی BTU-گیس کمپارٹمنٹ کی شناخت کے ذریعے گیس اور کنڈنسیٹ کی ایک دریافت ہوئی ہے۔ گوروبی-سینڈ فارمیشن کی ٹیسٹنگ کے دوران، ویل نے 64/64 انچ چوک سائز پر 47.98 ایم ایم ایس ایف ڈی گیس اور 64 بیرل یومیہ کنڈنسیٹ بھی پیدا کیا۔ ٹیسٹنگ کے دوران، ایک مستحکم ویل ہیڈ فلوننگ پریشر 2,404 psig (WHFP) ریکارڈ کیا گیا۔
- **ٹبری-1** (کلچس ساؤتھ بلاک): یہ ویل کامیابی سے کھودا گیا، جس کے نتیجے میں ڈنغان / سوئی مین لائم اسٹون (SML) فارمیشن میں گیس دریافت ہوئی ہے۔ ریزروائر کے ابتدائی ٹیسٹ کے دوران 64/64 "چوک کے ساتھ 561 psig کے ویل ہیڈ فلوننگ پریشر پر گیس فلوریٹ 11 ایم ایم ایس ایف ڈی، جبکہ 64/32 "چوک کے ساتھ 1,161 psig کے ویل ہیڈ فلوننگ پریشر پر فلوریٹ 6.5 ایم ایم ایس ایف ڈی ریکارڈ کیا گیا۔ اس دریافت سے اس بلاک میں مزید تیل اور گیس ملنے کے امکانات بڑھ گئے ہیں اور باقی علاقوں میں تلاش کے امکانات پر اعتماد بھی مضبوط ہوا ہے۔
- **غازتج ایکسپلوریشن ویلز:** غازتج CF-A1 اور غازتج CF-C1 اور غازتج فارمیشن میں کامیابی سے ڈرل اور مکمل کیے گئے۔ غازتج CF-B1 کو آئل پروڈیوسر کے طور پر مکمل کیا گیا، جو غازتج فارمیشن سے تیل کی دوسری دریافت ہے۔ ٹیسٹنگ کے دوران، ویل سے 64/48 انچ چوک سائز پر اور 225 psig WHFP کے ساتھ 305 بیرل یومیہ آئل اور 3 ایم ایم ایس ایف ڈی گیس پیدا ہوئی ہے، جبکہ 64/32 انچ چوک سائز پر اور 635 psig WHFP کے ساتھ 246 بیرل یومیہ آئل اور 2.6 ایم ایم ایس ایف ڈی گیس ریکارڈ کی گئی۔
- **پاریو-1 اور سمو-1** (سجاول بلاک-کھادر و فارمیشن): پاریو-1 ویل 26 فروری، 2026ء کو ہائیڈروکاربن ممکنہ صلاحیت کے جائزہ کے لیے کھادرو فارمیشن میں اسپڈ ان کیا گیا۔ پاریو-1 کو اپنی ٹارگٹ گہرائی 657 میٹر تک اپر گوروفارمیشن میں ڈرل کیا گیا اور اسے پلگڈ اینڈ اینڈ کر دیا گیا ہے۔ اس کے علاوہ، سمو-1 ویل 13 مارچ، 2026ء کو اسی فارمیشن میں ہائیڈروکاربن صلاحیت کا جائزہ لینے کے لیے اسپڈ ان کیا گیا۔ سمو-1 کو اپر گوروفارمیشن میں اپنی ٹارگٹ گہرائی 752 میٹر تک ڈرل کیا گیا ہے، کیونکہ یہ ایک ٹائیٹ گیس ریزروائر تصور کیا جا رہا ہے جس کے لئے رگ لیس ہائیڈروک فریکچرنگ آپریشن کی تیاری جاری ہے۔
- **زرغون ساؤتھ غازتج-1:** یہ ویل 19 اگست، 2025ء کو اسپڈ ان کیا گیا، تاکہ غازتج فارمیشن میں لائم اسٹون ریزرو بیڈز کی ہائیڈروکاربن صلاحیت کا ٹیسٹ کیا جاسکے۔ یہ ویل پلگڈ اور سسپنڈ کر دیا گیا ہے، اور پوسٹ ویل اسٹڈیز جاری ہیں۔

- سپین-1ST (حزب بلاک) : یہ ویل 17 جنوری 2026 کو دوبارہ شروع کیا گیا، تاکہ ڈنغان اور چلتن ریزروائر کی ہائیڈروکاربن صلاحیت کا اندازہ لگایا جاسکے۔ یہ 26 فروری، 2026ء کو چلتن فارمیشن میں 3,125 میٹر کی کل گہرائی تک کھودا گیا۔ دو ڈرل اسٹیم ٹیسٹ (DSTs) کیے گئے، لیکن کسی بھی قسم کی ہائیڈروکاربن کی پیداوار نہیں ہوئی۔ یہ ویل فی الحال بند کر دیا گیا ہے اور مزید جائزہ کے انتظار میں ہے۔

اپریزل:

- شوال ویلز: شوال اپریزل ویلز (شوال-3، شوال-4، اور شوال-5) کو گیس پروڈیوسر کے طور پر مکمل کیا گیا ہے، اور شوال اپریزل پروگرام کے تحت، یہ پیداوار میں مجموعی طور پر تقریباً 25 ایم ایم ایس ایف ڈی کا اضافہ کر رہے ہیں۔
- سوہو-2: ایک اپریزل ویل سجاول بلاک میں 13 فروری، 2026ء کو اسپڈ ان کیا گیا تاکہ سوہو دریافت کے میسو سینڈ میں ہائیڈروکاربن صلاحیت کا جائزہ لیا جاسکے۔ اس وقت ڈرلنگ جاری ہے۔
- سپین وام ایسٹ-شیوا-3: ایک اپریزل ویل 11 اگست، 2025ء کو اسپڈ ان کیا گیا تھا تاکہ لوکھارٹ، ہنگو، اور کاواگڑھ فارمیشنز میں ہائیڈروکاربن صلاحیت کا اندازہ لگایا جاسکے۔ دو ڈرل اسٹیم ٹیسٹ (DSTs) ہنگو-3 اور کاواگڑھ-3 انٹروزلز، اور لوکھارٹ-2 اور لوکھارٹ-3 انٹروزلز پر کئے گئے ہیں، اس کے علاوہ، منظوری شدہ منصوبہ کے مطابق، مزید ٹیسٹنگ آپریشنز بھی جاری ہیں۔

ڈوپلمنٹ:

- غاز تاج-11، غاز تاج-12، غاز تاج-13 اور غاز تاج-14 کامیابی سے غاز تاج فارمیشن میں ڈرل اور مکمل کیے گئے ہیں۔ غاز تاج-11 اور غاز تاج-14 سے تقریباً 17 ایم ایم ایس ایف ڈی اضافی پیداوار ہوئی ہے، جبکہ غاز تاج-12 اور غاز تاج-13 پر پائلٹ ہائیڈروک فریکچرنگ آپریشنز انجام دیئے جائیں گے، جس کا موجودہ مالی سال کے دوران انجام دینے کا منصوبہ ہے۔
- ماری-1H127 اور ماری-1H128 کو مالی سال 2025-26 میں ڈرل کرنے کا منصوبہ ہے تاکہ موجودہ بین الاقوامی جغرافیائی سیاسی حالات کے باعث HRL پر ایئر انہاسمنٹ فیسلٹی (PEF) پروجیکٹ کے تحت فریٹلائزر کسٹمز کو مطلوبہ پیداوار فراہم کرنے میں مدد ملے۔
- MD-24، جو ماری ڈیپ (گورونبی) فارمیشن میں ایک ڈوپلمنٹ ویل ہے، کامیابی سے ڈرل اور ٹیسٹ کیا گیا تھا، اور لوئر گورونبی سینڈ سے 64/64 انچ چوک سائز پر 1,720 psig ویل ہیڈ فلوننگ پریشر کے ساتھ 27 ایم ایم ایس ایف ڈی گیس کا بہاؤ ریکارڈ کیا گیا۔
- SML-2 ایک اسمارٹ کمپلیکیشن ڈوپلمنٹ ویل ڈرل اور ٹیسٹ کیا گیا تھا، جس کے غاز تاج ریزروائر سے تقریباً 5 ایم ایم ایس ایف ڈی گیس اور SML-SUL ریزروائر سے تقریباً 2.7 ایم ایم ایس ایف ڈی گیس پیدا ہوئی تھی۔

ویل انٹروینشنز:

- اس عرصے کے دوران متعدد ویل انٹروینشن اینڈ سٹیملیشن سرگرمیاں انجام دی گئیں تھیں، جن میں بھٹائی-5، شاہین-3، اور SML-1 میں اینڈ سٹیملیشن شامل ہیں، جبکہ بھٹائی-6 میں اضافی پرفورمیشن اور بھٹائی-1 میں ری-پرفورمیشن شامل ہیں۔ اس کے نتیجے میں تقریباً 6.0 ایم ایم ایس ایف ڈی کی مجموعی پیداوار میں اضافہ ہوا، اور اس سے SML-SUL ریزروائر سے 58 ایم ایم ایس ایف ڈی کی مستقل پیداوار حاصل کرنے میں مدد ملی ہے۔

اس کے علاوہ، آدم ویسٹ X-1 (ہالہ بلاک، پارٹنر آپریٹڈ) میں ایک رگ ورک آؤور کو کامیابی سے انجام دیا گیا، جس سے کنواں دوبارہ فعال ہو گیا اور تقریباً 7.0 ایم ایم ایس سی ایف ڈی گیس پیداوار میں مدد ملی۔

ڈویلپمنٹ پراجیکٹس:

پاکستان کے فریٹلائزر مینوفیکچررز ایڈوائزری کونسل (FMPAC) کی منظوری اور غارتج کے لیے مجوزہ فیلڈ ڈویلپمنٹ پلان کا جائزہ

وفاتی کابینہ نے اکنامک کوارٹرنیشن کمیٹی (ECC) کی تجویز کے تحت غارتج فیلڈ کے لیے گیس کی مختص اور فراہمی کے انتظامات کی منظوری دی ہے، جس سے ماری سے تین بڑے فریٹلائزر پلانٹس کو مخصوص خام گیس فراہم کی جاسکے گی، جن میں فوجی فریٹلائزر کمپنی (پورٹ قاسم)، فاطمہ فریٹلائزر (شیخوپورہ)، اور ایگری ٹیک (داؤد خیل) شامل ہیں۔ اس منظوری کے بعد، غارتج فیلڈ کا مجوزہ فیلڈ ڈویلپمنٹ پلان (FDP) 4 مارچ، 2026ء کو ریگولیٹر کے سامنے پیش کیا گیا۔ نظر ثانی شدہ ایف ڈی پی کے تحت دریافت شدہ علاقے کو بڑھانے کے لیے ماری ڈی اینڈ پی ایل تک بڑھا دیا گیا ہے، جس میں جائزہ سرگرمیوں کے ذریعے شوال بھی شامل ہے، اس سے شوال ڈسکوری اور کولیس فیچر ویز کو غارتج ڈویلپمنٹ فریم ورک کے تحت شامل کر دیا گیا ہے، جس سے پوری فیلڈ کے انتظام اور کارکردگی میں بہتری آئی ہے۔

ماری ایچ آر ایل پریشر انہانسمنٹ فسیلیٹیز (PEF) پروجیکٹ:

ماری انرجیز، اپنے فریٹلائزر صارفین کے ساتھ مل کر، ماری فیلڈ میں PEF پروجیکٹ کو جاری رکھے ہوئے ہے تاکہ HRL کی سطح کو برقرار رکھا جاسکے۔ ڈی بولٹنگنگ (DBN) فیز II جاری ہے، جس میں اب تک چار پائپ لائن لوپ مکمل ہو چکی ہیں، جبکہ کپریٹیشن پروجیکٹ ابھی جاری ہے۔ اہم معاہدے، جن میں میٹرل پروکیورمنٹ فیز II، آپریشنز اور مینٹیننس فیز I، اور کنسٹرکشن اور انسٹالیشن فیز II شامل ہیں، فریٹلائزر کنسورٹیم کے ساتھ مکمل کیے گئے ہیں۔

سونگ ولیم پروسیڈنگ فسیلیٹی (SVPF) کی صلاحیت میں اضافہ

ماری فیلڈ سے گیس کی زیادہ فروخت حاصل کرنے کے لیے ماری انرجیز کی جاری کوششوں کے ایک حصے کے طور پر، SVPF میں چوتھا کپریٹر نصب اور فعال کیا گیا ہے، جس سے پلانٹ کی ڈیزائن صلاحیت 60 ایم ایم ایس ایف ڈی سے بڑھ کر 80 ایم ایم ایس ایف ڈی ہو گئی ہے۔ یہ اضافہ عارضی طور پر غارتج گیس فریٹلائزر کسٹمرز، فاطمہ فریٹلائزر اور ایگری ٹیک کو گیس فراہم کرنے کے قابل بنائے گا، جب تک کہ مستقل سہولیات کا انتظام مکمل نہیں ہو جاتا۔

ماری SGPC کاربن کپچر اور سیقوسٹریشن (CCS) پروجیکٹ

کاربن کپچر اور اسٹوریج (CCS) انیشیٹیو، جسے Cquestra کا نام دیا گیا ہے، اپنے ڈویلپمنٹ پلان کے مطابق آگے بڑھ رہا ہے۔ فرنٹ-اینڈ انجینئرنگ ڈیزائن (FEED) اور انوائرنمنٹل اینڈ سوشل اسپیکٹ اسسٹمنٹ (ESIA) اسٹڈیز جاری ہیں، جس کے ساتھ ریزروائر اسٹڈیز اور ریگولیٹری انگیجمنٹ بھی کی جا رہی ہیں تاکہ کاربن کریڈٹ سرٹیفیکیشن حاصل کی جاسکے ہیں۔ یہ پروجیکٹ VERRA کے ساتھ زیر ترقی منصوبہ کے طور پر رجسٹر کیا گیا ہے، اور

اگلے مرحلے "Under Validation" کے لیے تیاریاں جاری ہیں۔ کامیاب توثیق کے بعد، یہ منصوبہ ایمیشن ریڈکشن انیٹیٹیٹیٹو کے طور پر اہل ہو جائے گا، اور کاربن کریڈٹس پیداوار کے قابل ہو جائے گا۔ سب سرفیس مطالعہ، بشمول ویل ڈیزائن، مکمل کر لیا گیا ہے۔

آف شور بلاک-5(UAE)

پروڈکشن کنٹینیشن ایگریمنٹ کے مکمل ہونے کے بعد، یہ منصوبہ ڈویلپمنٹ فیز میں داخل ہو چکا ہے اور منظوری شدہ ڈویلپمنٹ پلان کے مطابق آگے بڑھ رہا ہے، جبکہ منظور شدہ ورک پروگرام کے مطابق ایکسپلوریشن سرگرمیاں جاری ہیں۔

پیداوار:

حالیہ عرصہ کے دوران تیل و گیس کی فروخت کا خلاصہ درج ذیل ہے:

اضافہ / کمی	31 مارچ کو ختم ہونے والی مدت			
	2025		2026	
	یومیہ	مجموعی	یومیہ	مجموعی
گیس (MMSCF)				
ماری فیئلڈ	783	214,544	779	213,433
دیگر فیئلڈز	18	4,877	41	11,362
%1				
%2	801	219,421	820	224,795
کروڈ آئل (بیرلز)				
ماری فیئلڈ	150	41,084	132	36,239
دیگر فیئلڈز	1,085	297,338	1,299	356,003
%12				
%20	1,235	338,422	1,431	392,242
%16				
BOEs میں کل فروخت	106,998 (یومیہ)	29.32 ملین	110,765 (یومیہ)	30.35 ملین
%4				

پچھلے عرصے کے دوران، سونگ ولیم پروسیسنگ فیسیلٹی (SVPF)، SGPC سے جبری گیس کٹوتیوں، اور شیوا میں پائپ لائن کے پھٹنے کے واقعات کے باعث SNGPL کی طرف گیس کی طویل معطلی کے سبب پیداوار میں نمایاں کمی آئی۔ مارچ 2026 سے، علاقائی جغرافیائی حالات اور LNG کی فراہمی میں خلل کے باعث، گیس آف ٹیک میں اضافہ کے مواقع پیدا ہوئے، جس سے ڈسٹریبوشن کمپنیز کو گیس کی فراہمی میں بہتری آئی۔ سونگ ولیم، SGPC، اور Shewa سے پیداوار میں اضافے نے فروخت کے حجم میں اہم اضافہ کیا ہے۔ ان چینجز اور مواقع کے باوجود، کمپنی نے مضبوط آپریشنل استحکام کا مظاہرہ کیا، فعال ہم آہنگی کے ذریعے پیداوار کے انتظام، اور موافق پروڈکشن مینجمنٹ اور بروقت تخفیف کے اقدامات کے ذریعے سپلائی کے تسلسل کو جاری رکھا۔

اس عرصے کے دوران، کمپنی نے ایک تاریخی سنگ میل حاصل کیا ہے، جس میں اس نے اپنی سب سے زیادہ فروخت کی شرح BOEPD127,518 ریکارڈ کی ہے، جو کہ پچھلے ریکارڈ سے بڑھ کر ہے۔ یہ کارکردگی آپٹیمائز پروڈکشن اسٹریٹیجی اور مضبوط آپریشنل نفاذ کے مؤثر ہونے کو ثابت کرتی ہے۔

اپنی ترقیاتی حکمت عملی کے مطابق، کمپنی نے MD-23، بولان ایسٹ-2، SML-2، گاز تاج CF-B1، اور اسپین وام-1 ویلز کو فعال کر کے اپنی پروڈکشن بیس کو مزید مضبوط کیا ہے، جس سے پیداوار میں اضافہ اور ہائیڈروکاربن کی مجموعی پیداوار میں اضافہ ہوا ہے۔

اہم فیسیلیٹی اپ گریڈیشن بھی کی گئی، جن میں SVPF پر دو ایو ایو پورٹیو کولرز کی کمیشننگ شامل ہے تاکہ بلند درجہ حرارت کے دوران معیار کے مطابق گیس کی فراہمی یقینی بنائی جاسکے۔ مزید برآں، بولان، زرغون، ہالینی، اور کالا باغ فیسیلیٹیز کے لیے سائیکلک HAZOP فیئر II اسٹڈیز مکمل کی گئیں، جو آپریشنل سالمیت، پروسیس سیفٹی، اور ریگولیٹری مطابقت کے لیے کمپنی کے عزم کو ظاہر کرتے ہیں۔ گاز تاج سے گیس نئے فریڈائزر کسٹمز کو فروخت کرنے کے لیے ٹینڈر شیٹ کو بھی حتمی شکل دی جا چکی ہے، جو ایک اہم تجارتی سنگ میل ہے۔ جبکہ پتیجی پلانٹ کے لیے انجینئرنگ سرگرمیاں پراجیکٹ شیڈول کے مطابق جاری ہیں۔

ماری سروس ڈویژن:

مالی سال 2025-26 کی پہلی تین سہ ماہیوں کے دوران، ماری ڈرلنگ اور جیوسائنس یونٹس نے وسیع پیمانے پر آپریشنل اور تھرڈ پارٹی خدمات فراہم کی ہیں۔ ماری ڈرلنگ یونٹ (MDU) نے 19 ایکسپلوریشن، اپریزل، اور ڈویلپمنٹ ویلز کے لیے خدمات فراہم کیں، جبکہ ماری ڈلاگنگ یونٹ نے ماری ڈی اینڈ پی ایل اور سجاول بلاک میں ویلز کی معاونت کی۔ ماری سیمک پروسیسنگ سینٹر (MSPC) نے آن شور اور آف شور ڈیٹا پروسیسنگ جاری رکھی۔ اس کے علاوہ تھرڈ پارٹی پروجیکٹس جیسے کہ میسرز UEP کے لئے کلچیں سادھ اور کوہان بلاک کے لئے پروسیسنگ سروسز، جبکہ OQEP (عمان) اور بسکہ نارتھ کے لیے ٹیسٹ لائن پروسیسنگ فراہم کیں۔ اس کے علاوہ، کمپنی کا سیمک ایکوزیشن یونٹ اس وقت بسکہ نارتھ میں تھرڈ پارٹی 2D سیمک ایکوزیشن پراجیکٹ پر کام کر رہا ہے۔

تنوع کی کوششیں:

غنی کیمیکل انڈسٹری کے ساتھ جوائنٹ وینچر ایگریمنٹ

ماری انرجیز نے غنی کیمیکل انڈسٹری کے ساتھ جوائنٹ وینچر ایگریمنٹ کیا ہے، جس کے ذریعے ایک پروجیکٹ "کمپنی GHG Emissions Mitigation Limited (GEM)" تشکیل دی گئی ہے۔ اس منصوبے کا مقصد ماری فیلڈ، ڈہر کی میں واقع سچل گیس پروسیسنگ کمپلیکس (SGPC) سے وینٹ / ایگزاسٹ گیس کو پروسیس کرنا اور پروڈکشن کے لئے ہائیڈروکاربنز کی ریکوری اور مائع قدرتی گیس (LNG) کے ساتھ صنعتی اور فوڈ گریڈ مائع CO₂ کی فروخت کرنا ہے۔

یہ منصوبہ اسپانسرز کے اپنی سرمایہ کاری اور قرض کے ذریعے مکمل کیا جائے گا۔ جبکہ بی بی ایل کو اس منصوبے کے لئے فنانشنگ کا انتظام کرنے کی ذمہ داری دی گئی ہے۔

ماری منرلز (پرائیویٹ) لمیٹڈ

ماری منرلز کی ایک مکمل ملکیتی ذیلی کمپنی ماری منرلز نے MSALABS لمیٹڈ، جس کا صدر دفتر کینیڈا میں ہے، کے ساتھ پاکستان میں ایک مکمل سروس لیبارٹری کے قیام اور آپریشن کے لیے ایک مشترکہ معاہدہ کیا ہے۔ ایکسپلوریشن لائسنس پر سرگرمیاں پلان کے مطابق جاری ہیں۔ جوائنٹ وینچر معاہدے کے مطابق، ایک پروجیکٹ کمپنی تشکیل دی جائے گی، جس میں ماری منرلز اور MSALABS کے مابین مساوی حصہ داری ہوگی۔ مجوزہ لیبارٹری پاکستان میں کان کنی کی سرگرمیوں کو سپورٹ کرنے کے لیے ISO سرٹیفائیڈ منرلز ٹیسٹنگ سروس فراہم کرے گی، جس میں نمونے کی تیاری سے لے کر جانچ تک تمام پہلوؤں کا احاطہ پاکستان میں کیا جائے گا۔

ماری منرلز اور سنجرانی مائننگ کمپنی (SMC) نے چاغی، بلوچستان میں معدنیات کی تلاش اور کان کنی کی سرگرمیاں شروع کرنے کے لیے مشترکہ طور پر ایک پروجیکٹ کمپنی، تزگی منرلز (پرائیویٹ) لمیٹڈ تشکیل دی ہے۔ جس میں ماری منرلز کے 67% اکثریتی شیئر ہولڈنگ ہے اور اس کے آپریشنل مینجمنٹ کی قیادت کرے گی۔

ماری ٹیکنالوجی

ماری ٹیکنالوجی، اپنی اکثریتی ذیلی کمپنی، سکائی 47 لمیٹڈ کے ذریعے، پاکستان کے ڈیجیٹل انفراسٹرکچر کو مضبوط بنانے کے لیے Tier III/IV سرٹیفائیڈ ڈیٹا سینٹر تیار کر رہی ہے۔ اسلام آباد میں، سول ورک مکمل ہو چکا ہے، اور یہ فیسیلیٹی اپنا ٹیم انسٹی ٹیوٹ سے Tier III سرٹیفیکیشن آف ڈیزائن ڈاکومنٹس (TCDD) حاصل کر چکی ہے۔

مزید برآں، سپیشل ٹیکنالوجی زون اتھارٹی (STZA) نے سکائی 47 کو زون انٹرپرائز لائسنس جاری کیا ہے، اور آئیٹیکو 11KV گرڈ کنکشن، جس کی صلاحیت 5 میگا واٹ تک ہے، 15 مارچ، 2026ء سے فعال ہے۔

کمپنی کے مستقبل کا نقطہ نظر

کمپنی اپنے وزن 2030 اور طویل مدتی ترقی کی حکمت عملی کے لیے مکمل طور پر پرعزم ہے۔ بنیادی توجہ اپنے بنیادی کاروبار کو مضبوط بنانے پر ہے تاکہ ملکی توانائی اور غذائی تحفظ کو یقینی بنایا جاسکے۔ کمپنی کی کان کنی اور ٹیکنالوجی کے میدان میں شمولیت ایک اسٹریٹیجک اقدام کی نمائندگی کرتا ہے، جو اس کے وسیع تر مقاصد کے مطابق ہے، اور پائیدار ترقی کی راہ کو مستحکم کرتے ہوئے اسے ESG میں ایک قومی رہنما کی حیثیت دیتا ہے۔

کمپنی کی مختصر اور درمیانی مدت کی اہم ترجیحات میں درج ذیل شامل ہیں:

- فریڈلینڈ پلانٹس کو حکومت کی طرف سے مختص کردہ گیس کی فراہمی کے لیے غازی فیلڈ کی ڈویلپمنٹ۔
- شیوا، اسپن وام، سوہو اور پتیبھی ڈسکوریز کی ڈویلپمنٹ۔
- ماری فیلڈ میں HRL PEF پروجیکٹ کی تکمیل کے لئے سرفس اور سب سرفس سرگرمیاں۔
- اسلام آباد اور کراچی میں ڈیٹا سینٹر کی تعمیر اور آپریشنل لائسنس۔
- مائننگ لائسنسز کے تحت فوکسڈ ڈرلنگ اور دیگر سرگرمیاں۔

- سچل گیس پروسیڈنگ کمپلیکس سے GEM کے ذریعے کولڈ ویٹ / ایگزاسٹ گیسز کو کمیچر، پروسیڈنگ اور صاف کرنے کے ذریعے گرین ہاؤس گیسوں کے اخراج کو کم کرنا۔
- SGPC سے پاکستان کے پہلے کاربن کمیچر اینڈ اسٹوریج (CCS) انیٹی ایٹو پروجیکٹ "Cquestra" کے ذریعے CO₂ کے اہم اخراج میں تخفیف۔

ڈیویڈنڈ

اس عرصے کے دوران، کمپنی نے 30 جون، 2025ء کو ختم ہونے والی سال کے لیے 21.7 روپے فی شیئر (217%) کا حتمی نقد ڈیویڈنڈ ادا کیا، اور 30 جون، 2026ء کو ختم ہونے والے سال کے لیے 8.3 روپے فی شیئر (83%) کا عبوری نقد ڈیویڈنڈ بھی ادا کیا۔

قانون نافذ کرنے والے اداروں (LEAs) کو خراج تحسین

کمپنی قانون نافذ کرنے والے اداروں کو ان کی غیر متزلزل حمایت اور لگن کے لیے تہہ دل سے شکریہ ادا کرتی ہے۔ کمپنی کی افرادی قوت اور قومی اہمیت کے حامل آپریشنز کی حفاظت کے لیے ان کی پیشہ ورانہ مہارت، ہمت اور عزم قابل تحسین ہے اور ہماری سرگرمیوں کو محفوظ طریقے سے انجام دینے میں ہمارے اعتماد کو بڑھاتا ہے۔

اظہار تشکر:

بورڈ آف ڈائریکٹرز قومی اہمیت کے حامل مختلف اہم منصوبوں کی تکمیل پر کمپنی کے تمام ملازمین کی لگن اور عزم کو سراہتا ہے۔

بورڈ وفاقی اور صوبائی حکومتوں، مقامی انتظامیہ، اور وفاقی حکومت کے مختلف محکموں خصوصاً وزارت توانائی (پٹرولیم ڈویژن) وزارت خزانہ، اوگرا، ڈائریکٹر جنرل آف پٹرولیم کنسیشنز آئل اینڈ گیس، فوجی فاؤنڈیشن، اوجی ڈی سی ایل، ایف بی آر، سپلائرز، JV شراکت داروں اور دیگر تمام اسٹیک ہولڈرز کی طرف سے موصول ہونے والی مسلسل معاونت اور تعاون پر تہہ دل سے مشکور و ممنون ہے۔

بورڈ کے لیے اور اس کی جانب سے

Asim Ali Hashmi

لیفٹیننٹ جنرل انور علی حیدر، ہلال امتیاز (ملٹری) (ریٹائرڈ)

چیئرمین

Salman Akbar

نہیم حیدر

ہیڈنگ ڈائریکٹر / سی ای او

اسلام آباد

12 اپریل، 2026ء

MARI ENERGIES LIMITED

VISION & MISSION STATEMENT

Our Vision

Our vision is to become a leading integrated energy company to contribute towards shaping the energy landscape for the future. During our journey, we are committed to nurture talent, uplift communities, protect our planet and positively contribute towards a better world for the generations to come.

Our Mission

Our mission is to meet the growing energy needs of our country and beyond by finding and developing existing and new energy resources. In doing so, we deploy best talent, use innovative technologies and implement best practices while upholding the highest ESG standards.

Head Office
21 Mauve Area, 3rd Road, G-10/4, Islamabad - 44000, Pakistan
UAN: +92-51-111 410 410 Fax: +92-51-2352859
www.marienergies.com.pk

Daharki Field Office
Daharki, District Ghotki Pakistan
UAN: +92-723-111 410 410
Fax: +92-723-660402

Karachi Liaison Office
D-87, Block-4, Kehkashan,
Clifton, Karachi-75600
Pakistan
UAN: +92-21-111 410 410
Fax: +92-21-35870273

Quetta Liaison Office
26, Survey-31,
Defence Officers Housing Scheme
Airport Road, Quetta, Pakistan
Tel: +92-81-2821052, 2839790
Fax: +92-81-2834465

Regional Office KP
Bannu Cantt.
Tel: 0928-621793-4