

OLYMPIA MILLS LIMITED

**INTERIM FINANCIAL STATEMENT
MARCH 31, 2026**



COMPANY INFORMATION

BOARD OF DIRECTORS

CHIEF EXECUTIVE : MR. M. WAQAR MONNOO (Executive)
CHAIRMAN : MR. SYED INAMUDDIN AHMED (Independent)

DIRECTORS

: MR. SIRAJ SADIQ MONNOO (Executive)
: MR. M.REHAN RIAZ (Non-Executive)
: MRS. GHAZALA WAQAR (Non-Executive)
: MR. SHEHZAD MUNEER (Independent)
: MR. ARSHAD IQBAL (Non-Executive)

AUDIT COMMITTEE MEMBERS

CHAIRMAN (INDEPENDENT) : MR. SHEHZAD MUNEER
MEMBER (NON-EXECUTIVE) : MR. M.REHAN RIAZ
MEMBER (NON-EXECUTIVE) : MRS. GHAZALA WAQAR

HUMAN RESOURCE & REMUNERATION (HR & R) COMMITTEE

CHAIRMAN (INDEPENDENT) : MR. SYED INAMUDDIN AHMED
MEMBER (NON-EXECUTIVE) : MR ARSHAD IQBAL
MEMBER (EXECUTIVE-CEO) : MR. M. WAQAR MONNOO

CHIEF FINANCIAL OFFICER : MR. ASIM JAFFERY

COMPANY SECRETARY : MR MUHAMMAD ASHRAF KHAN

LEGAL ADVISOR : M/S. MAKHDOOM & CO. BARRISTERS & ADVOCATE

AUDITORS : MUSHTAQ & COMPANY
CHARTERED ACCOUNTANTS
407-408, COMMERCE CENTRE,
HASRAT MOHANI ROAD, KARACHI.

BANKERS : BANK ALHABIB LTD
: ASKARI BANK LTD
: SONERI BANK LTD
: ALLIED BANK LTD

REGISTERED OFFICE : PLOT NO. H/23/3, LANDHI INDUSTRIAL AREA,
LANDHI, KARACHI.



OLYMPIA MILLS LIMITED

DIRECTORS REPORT

The Directors have pleasure in presenting their un-audited accounts of the Company for nine months ended March 31, 2026. Financial results for nine months period ended March 31 2026 are as under:

	NINE MONTHS ENDED		QUARTER ENDED	
	(UN-AUDITED)		(UN-AUDITED)	
	MARCH 31, 2026	MARCH 31, 2025	MARCH 31, 2026	MARCH 31, 2025
-----RUPEES-----				
Income -net	169,051,861	80,324,680	55,800,574	26,314,059
Direct Operating Expenses	(110,943,346)	(30,584,852)	(36,238,143)	(9,740,864)
Gross Profit	58,108,515	49,739,828	19,562,431	16,573,195
Administrative & General Expenses	(16,952,826)	(18,151,381)	(5,442,485)	(5,443,108)
Other Income	1,761,550	3,903,400	572,460	1,252,066
Other Expenses	(747,913)	(610,489)	(216,992)	(187,852)
	(15,939,189)	(14,858,470)	(5,087,017)	(4,378,894)
Operating Profit	42,169,325	34,881,357	14,475,414	12,194,301
Finance Cost	(2,765,408)	(2,485,486)	(1,086,615)	(846,868)
Profit before taxation	39,403,917	32,395,871	13,388,799	11,347,433
Taxation:				
Current	(15,114,113)	(14,568,709)	(5,175,372)	(4,920,059)
Prior	(1,158,547)	3,500,305	-	-
	(16,272,660)	(11,068,404)	(5,175,372)	(4,920,059)
Net Profit after taxation	23,131,258	21,327,467	8,213,427	6,427,374
Earnings per share- (Basic and diluted)	1.93	1.78	0.68	0.54

Financial Results

The financial results for the nine months period ended March 31, 2026 have resulted in net Profit after tax of Rs. 23.131 million. The revenue during the period has increased by Rs 88.727 million. The increased in revenue from business mainly due to increase in revenue from provision of Amenities, utilities and other services to tenants with corresponding increase in cost. We are very hopeful that the company will continued to earn more profit in future as the financial and economical conditions of our country improved. The directors and Sponsors will continued to support the company .The company has already disclosed mitigating factors in note 1.2 of the accounts in support of use of going concern assumption.

Future Prospects

The directors are consolidating Company financial position and are looking to explore new options. I would like to place on record the Co-operation shown by our Bankers , the loyalty and devotion of the Staff members and the workers towards the Company is also one of the major factors for achieving the present results.


CHIEF EXECUTIVE


DIRECTOR

Karachi:27 April 2026



اولمپیا ملز لمیٹڈ

ڈائریکٹرز رپورٹ

ڈائریکٹرز کو اپنے غیر آڈٹ اکاؤنٹس جو کہ ادارے کے نو ماہ کے آخر مارچ ۳۱، ۲۰۲۶ میں پیش کرنے میں خوشی ہو رہی ہے۔ مالی نتائج برائے نو ماہ ختم درجہ ذیل ہیں:-


	نومہ ماہ ختم		سہ ماہی ختم	
	مارچ ۳۱، ۲۰۲۶	مارچ ۳۱، ۲۰۲۵	مارچ ۳۱، ۲۰۲۶	مارچ ۳۱، ۲۰۲۵
	روپے	روپے	روپے	روپے
آمدنی	169,051,861	80,324,680	55,800,574	26,314,059
براہ راست آپریٹنگ اخراجات	(110,943,346)	(30,584,852)	(36,238,143)	(9,740,864)
مجموعی منافع	58,108,515	49,739,828	19,562,431	16,573,195
انتظامی اور عام اخراجات	(16,952,826)	(18,151,381)	(5,442,485)	(5,443,108)
دیگر آمدنی	1,761,550	3,903,400	572,460	1,252,066
دیگر اخراجات	(747,913)	(610,489)	(216,992)	(187,852)
	(15,939,189)	(14,858,470)	(5,087,017)	(4,378,894)
عملیاتی فائدہ	42,169,325	34,881,357	14,475,414	12,194,301
مالیاتی قیمت	(2,765,408)	(2,485,486)	(1,086,615)	(846,868)
فیکسیشن سے قبل نفع	39,403,917	32,395,871	13,388,799	11,347,433
فیکسیشن				
موجودہ	(15,114,113)	(14,568,709)	(5,175,372)	(4,920,059)
پہلے	(1,158,547)	3,500,305	-	-
	(16,272,660)	(11,068,404)	(5,175,372)	(4,920,059)
فیکسیشن کے بعد منافع	23,131,258	21,327,467	8,213,427	6,427,374
نیٹ وینر کمانی۔ بنیادی اور ڈائریکٹرز	1.93	1.78	0.38	0.54

مالیاتی نتائج: نو ماہ کی مدت کے مارچ ۳۱، ۲۰۲۶ میں ٹیکس کے بعد مالیاتی نتائج 23.131 ملین روپے خالص منافع کی صورت میں ہے۔ مدت کے دوران آمدنی سے حاصل ہونی والی رقم 88.727 ملین روپے میں منافع ہوا ہے۔ کاروبار سے آمدنی میں اضافہ کی بنیادی طور پر کرایہ داروں کو سہولیات، یوٹیلٹیٹیز اور دیگر خدمات کی فراہمی سے آمدنی میں اضافے کی وجہ سے ہوا ہے۔ جس کے ساتھ متعلقہ لاگت میں بھی اضافہ ہوا ہے۔ ہمیں بہت زیادہ امید ہے کہ جیسے جیسے ہمارے ملک کی مالی اور معاشی صورتحال میں بہتری آئے گی، کمپنی مستقبل میں بھی مزید منافع کمانا جاری رکھے گی۔

مستقبل کے امکانات:-

ڈائریکٹرز کمپنی کی مالی پوزیشن کو مستحکم کر رہے ہیں اور نئے آپشنز تلاش کرنے کو سوچ رہے ہیں۔ میں یہ ریکارڈ پر لانا چاہوں گا کہ ہمارے بینکرز نے جو تعاون دکھایا ہے اس کے ساتھ ساتھ عملے اور کارکنوں کی کمپنی کے لئے وفاداری اور محنت بھی موجودہ کامیابی حاصل کرنے کے بنیادی عوامل میں سے ایک ہے۔


ڈائریکٹر


چیف ایگزیکٹو

بورڈ کیلئے اور جانب سے

مورخہ ۲۷ اپریل ۲۰۲۶ء کراچی۔




OLYMPIA MILLS LIMITED
CONDENSED INTERIM STATEMENT OF FINANCIAL POSITION (UN- AUDITED)
AS AT MARCH 31, 2026

	NOTE	(UN-AUDITED) MARCH 31, 2026 RUPEES	(AUDITED) JUNE 30, 2025 RUPEES
EQUITY AND LIABILITIES			
SHARE CAPITAL AND RESERVES			
Authorized capital			
13,000,000 (2025: 13,000,000) Ordinary shares of Rs.10 each.		130,000,000	130,000,000
Issued, subscribed and paid up share capital		120,000,000	120,000,000
Revenue Reserve		(506,559,319)	(529,690,577)
Loan from directors and others		171,361,673	153,719,332
Surplus on revaluation property, plant and equipment		525,238,488	525,238,488
TOTAL EQUITY		310,040,842	269,267,243
LIABILITIES			
NON CURRENT LIABILITIES			
Deferred liabilities		3,276,591	2,742,731
		3,276,591	2,742,731
CURRENT LIABILITIES			
Trade and other payables		107,942,907	99,675,484
Short term borrowings		287,647,479	331,395,081
		395,590,386	431,070,565
TOTAL LIABILITIES		398,866,977	433,813,296
CONTINGENCIES AND COMMITMENTS	5		
TOTAL EQUITY AND LIABILITIES		708,907,819	703,080,539
ASSETS			
NON CURRENT ASSETS			
Property, plant and equipment		4,180,445	4,555,759
Investment property	6	608,311,749	612,340,701
Long term deposits		11,142,110	11,112,673
		623,634,304	628,009,133
CURRENT ASSETS			
Trade debts		17,630,057	7,024,560
Short term investment	7	25,796,000	25,796,000
Loans and advances		368,110	375,951
Taxation-net		13,652,406	14,849,221
Other receivables		24,211,479	24,955,321
Cash and bank balances		3,615,463	2,070,353
		85,273,515	75,071,406
TOTAL ASSETS		708,907,819	703,080,539

The annexed notes form an integral part of these condensed interim financial information.


CHIEF EXECUTIVE


DIRECTOR


CHIEF FINANCIAL OFFICER



OLYMPIA MILLS LIMITED
CONDENSED INTERIM STATEMENT OF PROFIT OR LOSS (UN-AUDITED)
FOR THE NINE MONTHS ENDED MARCH 31, 2026

	NINE MONTHS ENDED		QUARTER ENDED	
	(UN-AUDITED)		(UN-AUDITED)	
NOTE	MARCH 31, 2026	MARCH 31, 2025	MARCH 31, 2026	MARCH 31, 2025
-----RUPEES-----				
Income -net	169,051,861	80,324,680	55,800,574	26,314,059
Direct Operating Expenses	(110,943,346)	(30,584,852)	(36,238,143)	(9,740,864)
Gross Profit	58,108,515	49,739,828	19,562,431	16,573,195
Administrative & General Expenses	(16,952,826)	(18,151,381)	(5,442,485)	(5,443,108)
Other Income	1,761,550	3,903,400	572,460	1,252,066
Other Expenses	(747,913)	(610,489)	(216,992)	(187,852)
	(15,939,189)	(14,858,470)	(5,087,017)	(4,378,894)
Operating Profit	42,169,325	34,881,357	14,475,414	12,194,301
Finance Cost	(2,765,408)	(2,485,486)	(1,086,615)	(846,868)
Profit before taxation	39,403,917	32,395,871	13,388,799	11,347,433
Taxation:				
Current	(15,114,113)	(14,568,709)	(5,175,372)	(4,920,059)
Prior	(1,158,547)	3,500,305	-	-
	(16,272,660)	(11,068,404)	(5,175,372)	(4,920,059)
Net Profit after taxation	23,131,258	21,327,467	8,213,427	6,427,374
Earnings per share- (Basic and diluted)	1.93	1.78	0.68	0.54

The annexed notes form an integral part of these condensed interim financial information.

CHIEF EXECUTIVE

DIRECTOR

CHIEF FINANCIAL OFFICER



OLYMPIA MILLS LIMITED
CONDENSED INTERIM STATEMENT OF COMPREHENSIVE INCOME (UN-AUDITED)
FOR THE NINE MONTHS ENDED MARCH 31, 2026


NINE MONTHS ENDED (UN-AUDITED)		QUARTER ENDED (UN-AUDITED)	
MARCH 31, 2026	MARCH 31, 2025	MARCH 31, 2026	MARCH 31, 2025
-----RUPEES-----			

Profit for the period after taxation	23,131,258	21,327,467	8,213,427	6,427,374
Other Comprehensive income	-	-	-	-
Total Comprehensive Income	23,131,258	21,327,467	8,213,427	6,427,374

The annexed notes form an integral part of these condensed interim financial information.


CHIEF EXECUTIVE


DIRECTOR



CHIEF FINANCIAL OFFICER




OLYMPIA MILLS LIMITED
CONDENSED INTERIM STATEMENT OF CHANGES IN EQUITY (UN-AUDITED)
FOR THE NINE MONTHS ENDED MARCH 31, 2026

	RESERVES				CAPITAL RESERVE	SURPLUS ON REVALUATION OF PROPERTY, PLANT AND EQUIPMENT	LOAN FROM DIRECTORS AND OTHERS	TOTAL
	SHARE CAPITAL	ISSUED, SUBSCRIBED, AND PAID UP SHARE CAPITAL	REVENUE RESERVE	REVENUE RESERVE				
Balance as at 30-06-2024 (Audited)	120,000,000	3,580,053	(678,760,923)	(675,180,870)	525,238,488	68,450,332	38,507,950	
Total comprehensive income for the nine months ended March 31, 2025	-	-	21,327,467	21,327,467	-	-	21,327,467	
Received	-	-	-	-	-	47,326,000	47,326,000	
Repayment	-	-	-	-	-	(18,892,000)	(18,892,000)	
						28,434,000	28,434,000	
Balance as at 31-03-2025 (Un-Audited)	120,000,000	3,580,053	(657,433,456)	(653,853,403)	525,238,488	96,884,332	88,269,417	
Total Comprehensive income for the period from 01-04-2025 to 30-6-2025	-	-	124,573,946	124,573,946	-	-	124,573,946	
Other comprehensive (loss) for the period	-	-	(411,120)	(411,120)	-	-	(411,120)	
Received	-	-	-	-	-	58,385,000	58,385,000	
Repayment	-	-	-	-	-	(1,550,000)	(1,550,000)	
						56,835,000	56,835,000	
Balance as at 30-06-2025 (Audited)	120,000,000	3,580,053	(533,270,630)	(529,690,577)	525,238,488	153,719,332	269,267,243	
Total Comprehensive income for the nine months ended March 31, 2026	-	-	23,131,258	23,131,258	-	-	23,131,258	
Received	-	-	-	-	-	84,319,341	84,319,341	
Repayment	-	-	-	-	-	(66,677,000)	(66,677,000)	
						17,642,341	17,642,341	
Balance as at 31-03-2026 (Un-Audited)	120,000,000	3,580,053	(510,139,372)	(506,559,319)	525,238,488	171,361,673	310,040,842	

The annexed notes form an integral part of these condensed interim financial information.


CHIEF EXECUTIVE


DIRECTOR




CHIEF FINANCIAL OFFICER



OLYMPIA MILLS LIMITED
CONDENSED INTERIM STATEMENT OF CASH FLOWS (UN-AUDITED)
FOR THE NINE MONTHS ENDED MARCH 31, 2026

	NINE MONTHS ENDED	
	(UN-AUDITED)	
	MARCH 31, 2026 RUPEES	MARCH 31, 2025 RUPEES
CASH FLOWS FROM OPERATING ACTIVITIES		
Profit before taxation	39,403,917	32,395,871
Adjustment for non cash charges and other items:		
Depreciation	4,404,266	9,197,261
Finance cost	2,765,408	2,485,486
Provision for gratuity	533,860	359,400
	<u>7,703,534</u>	<u>12,042,147</u>
Operating profit before working capital changes	47,107,451	44,438,019
(Increase) / decrease in current assets:		
Trade debts	(10,605,497)	6,455,422
Loan and advances	7,841	(42,027)
Sales tax	(1,459,905)	229,110
Other receivables	743,840	1,170,305
	<u>(11,313,721)</u>	<u>7,812,810</u>
Increase / (Decrease) in current liabilities:		
Trade and other payables	8,267,425	782,500
Cash generated from operations	<u>44,061,156</u>	<u>53,033,330</u>
Taxes paid	(13,615,940)	(11,146,412)
Finance cost paid	(2,765,408)	(2,485,486)
	<u>(16,381,348)</u>	<u>(13,631,898)</u>
Net cash generated from operating activities	27,679,808	39,401,432
CASH FLOWS FROM INVESTING ACTIVITIES		
Payment for capital work in progress	-	(23,000,000)
Long term deposits	(29,437)	(27,416)
Net cash (used in) investing activities	(29,437)	(23,027,416)
CASH FLOWS FORM FINANCING ACTIVITIES		
Long term finance	-	(32,859,342)
Loan from directors & others	17,642,341	28,434,000
Short term borrowings	(43,747,602)	(11,070,000)
Net cash (used in) financing activities	<u>(26,105,261)</u>	<u>(15,495,342)</u>
Net (decrease) / increase in cash and cash equivalents	1,545,110	878,674
Cash and cash equivalents at the beginning of the period	2,070,353	10,413,297
Cash and cash equivalents at the end of the period	<u>3,615,463</u>	<u>11,291,971</u>

The annexed notes form an integral part of these condensed interim financial information.



 CHIEF EXECUTIVE DIRECTOR


 CHIEF FINANCIAL OFFICER



OLYMPIA MILLS LIMITED
NOTES TO AND FORMING PART OF THE CONDENSED INTERIM FINANCIAL STATEMENTS (UN- AUDITED)
FOR THE NINE MONTHS ENDED MARCH 31, 2026

1 THE COMPANY AND ITS OPERATIONS

1.1 STATUS & NATURE OF BUSINESS

The company was incorporated in Pakistan as a public limited company on October 28, 1960 under the Companies Act, 1913 (Now the Companies Act, 2017), and its shares are quoted on the Pakistan Stock Exchange. The principal line of business is renting/ leasing of company's fixed assets. The registered office of the company is situated at H-23/3, Landhi Industrial Area, Landhi Karachi.

- 1.2 The company has earned a profit during period ended March 31, 2026 of Rupees 23.131 million (June 30, 2025: Rupees 145.901 million) and as of that date, reported unappropriated loss of Rupees 510.139 million (June 30, 2025: Rupees 533.270 million). The current liabilities exceeded its current assets by Rupees 310.316 million (June 30, 2025: Rupees 355.999 million) as of that date. These conditions along with adverse key financial ratios and legal cases against the company indicate the existence of a material uncertainty which may cast significant doubt about the company's ability to continue as a going concern. However management assesses the reliability of going concern assumption in preparation of these financial statement and concluded that it is still in going concern due to settlement of nearly all bank borrowing, inflows of positive cash flows from business, settlement with creditors and support from directors/sponsors. To further improved the financial obligations repayment timings, the directors of the Company allow the repayment of their loan at its discretion. Accordingly, these financial statements have been prepared on going concern assumption.

2 BASIS OF PREPARATION

2.1 Statement of compliance

- (a) These condensed interim financial statements have been prepared in accordance with the accounting and reporting standards as applicable in Pakistan for interim financial reporting. The accounting and reporting standards as applicable in Pakistan for interim financial reporting comprise of:
- (i) International Accounting Standard (IAS) 34, Interim Financial Reporting, issued by the International Accounting Standards Board (IASB) as notified under the Companies Act, 2017 and
- (ii) Provisions of and directives issued under the Companies Act, 2017.

Where the provisions of and directives issued under the Companies Act, 2017 differ with the requirements of IAS 34, the provisions of and directives issued under the Companies Act, 2017 have been followed.

- (b) This condensed interim financial statement is unaudited and is being submitted to the shareholders as required under Section 237 of the Companies Act, 2017. This condensed interim financial statement does not contain all the information required for a complete set of financial statements and should be read in conjunction with the published audited financial statements of the company for year ended 30 June 2025.

3 MATERIAL ACCOUNTING POLICIES INFORMATION

- 3.1 The accounting policies and methods of computation adopted for the preparation of the financial statements for the quarter ended March 31, 2026 on the same as those applied in the preparation for the annual audited statement for the year ended June 30, 2025.

4 ACCOUNTING ESTIMATES, JUDGEMENTS AND FINANCIAL RISK MANAGEMENT

- 4.1 The preparation of this condensed interim financial information in conformity with approved accounting standards requires management to make estimates, assumptions and use judgments that affect the application of policies and reported amounts of assets and liabilities and income and expenses. Estimates, assumptions and judgments are continually evaluated and are based on historical experience and other factors, including reasonable expectations of future events. Revisions to accounting estimates are recognized prospectively commencing from the period of revision.
- 4.2 Judgments and estimates made by management in the preparation of this condensed interim financial information are the same as those that were applied to the financial statements as at and for the year ended 30 June, 2025.
- 4.3 The Company's financial risk management objectives and policies are consistent with those disclosed in the financial statements as at and for the year ended 30 June 2025.



OLYMPIA MILLS LIMITED
NOTES TO AND FORMING PART OF THE CONDENSED INTERIM FINANCIAL STATEMENTS (UN- AUDITED)
FOR THE NINE MONTHS ENDED MARCH 31, 2026

5 CONTINGENCIES AND COMMITMENTS

There have been no significant change in Contingencies & Commitment since the last Audited financial statements.

6 ACQUISITION AND DISPOSAL OF FIXED ASSETS

	(UN- AUDITED)		(AUDITED)	
	March 31, 2026		June 30, 2025	
	Addition	Disposal	Addition	Disposal
	Rupees		Rupees	
Motor vehicle	-	-		2,998,385
Total	-	-	-	2,998,385

	Note	March 31,	June 30,
		2026	2025
		(Un- Audited)	(Audited)
7 Short Term Investment	7.1		
Term Deposits-Conventional banking		-	25,796,000
Term Deposits-Shariah Compliant Banking		25,796,000	-
		25,796,000	25,796,000

7.1 These represents TDR held by banks, under lien as security margins for guarantees issued to Excise and Taxation Officer. During the period, the Company change the TDR investment from conventional Banking to Shariah Compliant Banking. These TDR's carries markup at the rate ranging from 9.00% to 11% approx. per annum .

8 OTHER INCOME

	March 31,	March 31,
	2026	2025
	(Un- Audited)	(Un- Audited)
Profit on TDR-Conventional Banking	559,385	3,903,400
Profit on TDR-Shariah Compliant Banking	1,202,165	-
	1,761,550	3,903,400

9 TRANSACTIONS WITH RELATED PARTIES

	March 31,	March 31,
	2026	2025
	(Un- Audited)	(Un- Audited)
1 Rental Income (Olympia Power Generation(Pvt) Ltd)	662,526	662,526
2 Loan (Olympia Power Generation (Pvt) Ltd)	(43,747,602)	(11,070,000)
3 Utilities & Amenities (Olympia Power Generation(Pvt) Ltd)	-	648,645
4 Utilities & Amenities (Super Packages (Pvt) Ltd)	6,646,771	4,140,428
5 Rental Income (Super Packages (Pvt) Ltd.)	4,494,150	1,796,850
6 Loan from directors & others		
(i) M. Waqar Monnoo CEO & Director	Loan 33,213,000	(7,279,000)
(ii) Ghazala Waqar Director	Loan (19,037,000)	27,835,000
(iii) Siraj Sadiq Monnoo Director	Loan 3,546,341	(695,000)
(iv) Hina Sadiq Monnoo Director's spouse	Loan (80,000)	8,573,000

Name Of Related Party

Olympia Power Generation (Pvt) Ltd

Super packages (Pvt) Ltd

Common Director

M. Waqar Monnoo

Ghazala Waqar

Siraj Sadiq Monnoo

Siraj Sadiq Monnoo

Ghazala Waqar.

All transactions have been carried out at arm's length.



OLYMPIA MILLS LIMITED
NOTES TO AND FORMING PART OF THE CONDENSED INTERIM FINANCIAL STATEMENTS (UN- AUDITED)
FOR THE NINE MONTHS ENDED MARCH 31, 2026

10 DISCLOSURE REQUIREMENTS FOR ALL SHARIAH ISLAMIC INDEX

Note	March 31, 2026 (Un- Audited)	June 30, 2025 (Audited)
(i) Statement of financial position-Liability Side		
Financing (long-term, short-term, or lease financing) obtained as per Islamic mode;	-	-
Interest or mark-up accrued on any conventional loan or advance;	-	-
Statement of financial position-Asset Side		
Long-term and short-term Shariah compliant Investments	-	-
Shariah-compliant bank deposits, bank balances, and TDRs	7 25,796,000	-
Short Term Shariah TDR Profit Receivable	<u>267,148</u>	<u>-</u>

Note	March 31, 2026 (Un- Audited)	March 31, 2025 (Un- Audited)
(ii) Statement of profit or loss		
Revenue earned from a Shariah-compliant business segment	-	-
Break-up of late payments or liquidated damages	-	-
Gain or loss or dividend earned on Shariah compliant investments or share of profit from Shariah-compliant associates	-	-
Profit earned from Shariah-compliant bank deposits, bank balances, or TDRs	8 1,202,165	-
Exchange gain earned from actual currency	-	-
Exchange gains earned using conventional derivative financial instruments	-	-
Profit paid on Islamic mode of financing	-	-
Total Interest earned on any conventional loan or advance	8 559,385	3,903,400
Source and detailed breakup of other income	-	-

(iii) **Relationship with Shariah Compliant Financial Institutions**
 The Company has Takaful Relationship with Jubilee General Window Takaful

11 EVENT AFTER THE STATEMENT OF FINANCIAL POSITION DATE:

There were no material event that occurred after reporting date.

12 DATE OF AUTHORIZATION FOR ISSUE:

These financial statements were authorized for issue on 27-04-2026 by the board of directors of the company.

13 GENERAL

Figure have been rounded off to the nearest rupee.


 CHIEF EXECUTIVE


 DIRECTOR


 CHIEF FINANCIAL OFFICER

