

# First Quarter Report

For the period ended March 31, 2026 (Un-Audited)

**Sustaining Progress,  
Strengthening Our Legacy**



**Al-Ghazi Tractors Limited**

# About the Cover

In a year defined by challenge and change, Pakistan's most prolific tractor manufacturer moved forward with purpose. Al-Ghazi Tractors Limited stands at the heart of the nation's agricultural strength, powering fields, empowering farmers, and engineering solutions that drive rural prosperity.

With a legacy built on resilience and innovation, we continued to deliver performance, reliability, and value to thousands across the country. Every machine reflects precision engineering. Every milestone reflects trust earned over decades. Every partnership reflects our belief in Pakistan's potential.

From advanced manufacturing practices to an unwavering focus on customer satisfaction, 2025 was a year of disciplined growth and operational excellence. We strengthened our foundations, expanded our reach, and reinforced our commitment to sustainable progress.

As Pakistan cultivates its future, we remain proud to power its backbone of agriculture.

Because progress is not accidental. It is designed, built, and driven.



# Contents

## Organizational Overview

02 Company Information

## Messages for Stakeholders

04 Directors' Report

## Financial Statements

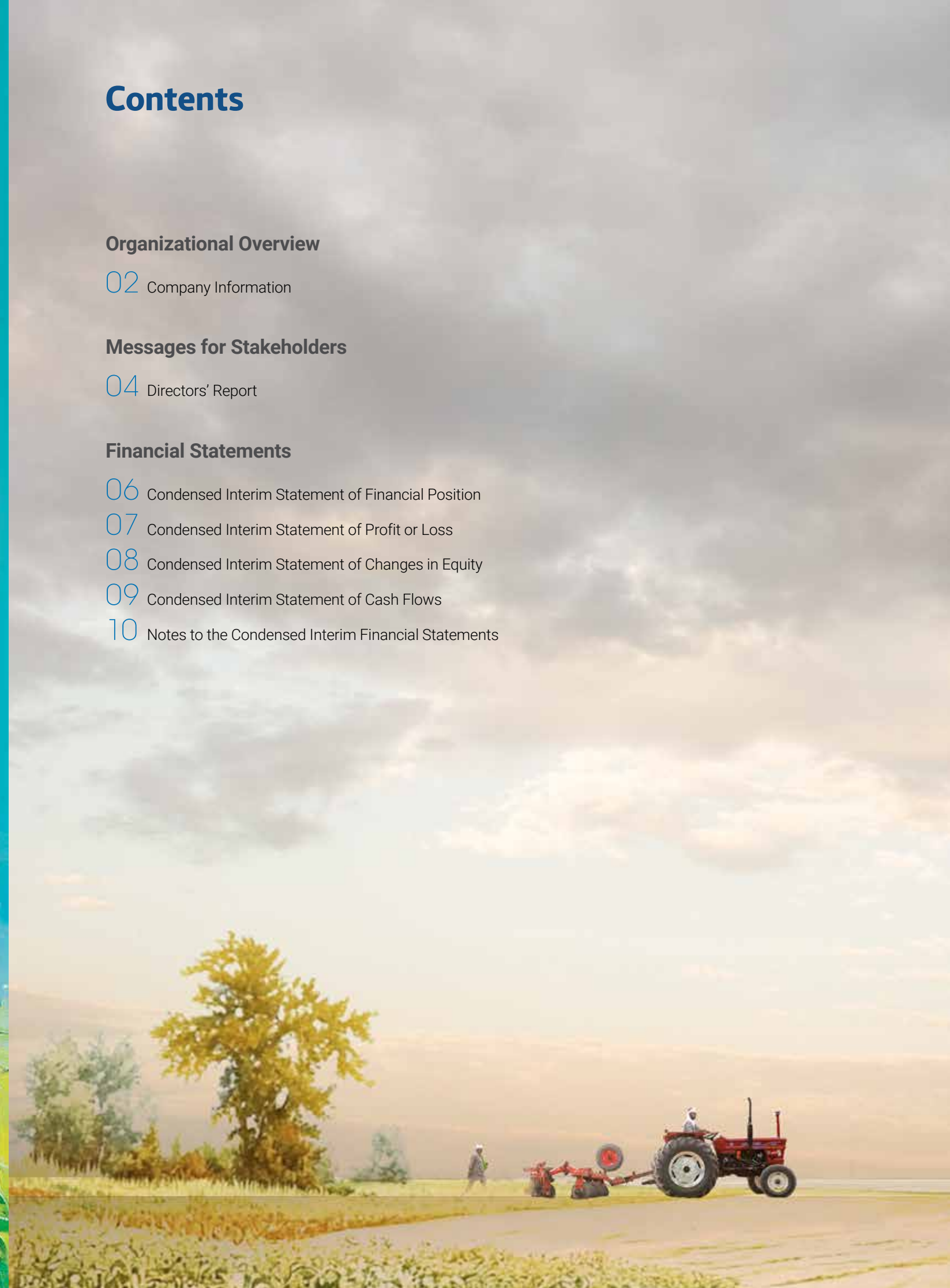
06 Condensed Interim Statement of Financial Position

07 Condensed Interim Statement of Profit or Loss

08 Condensed Interim Statement of Changes in Equity

09 Condensed Interim Statement of Cash Flows

10 Notes to the Condensed Interim Financial Statements



# Company Information

## BOARD OF DIRECTORS

**Mr. Robert McAllister**  
Chairman, Non-Executive Director

**Mr. Dmitrii Bogatyrev**  
Non-Executive Director

**Mr. Paul Wagstaff**  
Non-Executive Director

**Mr. Umberto Bucci**  
Non-Executive Director

**Mr. Matthieu Sejourne**  
Non-Executive Director

**Mr. Vincent De Lassagne**  
Non-Executive Director

**Mr. Shahid Toor**  
Independent Director

**Mr. Mirza Malik**  
Independent Director

**Ms. Samiha Zahid**  
Independent Director

## CHIEF EXECUTIVE OFFICER

**Mr. Yasin Seker**

## CHIEF FINANCIAL OFFICER

**Mr. Javed Iqbal**

## COMPANY SECRETARY

**Mr. Mansoor Khan**

## HEAD OF INTERNAL AUDIT

**Mr. Muneeb Ahmed Khan**

## AUDITORS

**A.F. Ferguson & Co.**  
Chartered Accountants

## AUDIT COMMITTEE

**Mr. Malik Mirza**  
Committee Chairman

**Mr. Umberto Bucci**  
Member

**Mr. Paul Wagstaff**  
Member

## HUMAN RESOURCE & REMUNERATION COMMITTEE

**Ms. Samiha Zahid**  
Committee Chairperson

**Mr. Umberto Bucci**  
Member

**Mr. Paul Wagstaff**  
Member

**Mr. Yasin Seker**  
Member

## TECHNICAL EXECUTIVE COMMITTEE

**Mr. Shahid Toor**  
Committee Chairman

**Mr. Robert McAllister**  
Member

**Mr. Matthieu Sejourne**  
Member

**Mr. Vincent De Lassagne**  
Member

**Mr. Paul Wagstaff**  
Member

**Mr. Dmitrii Bogatyrev**  
Member

**Mr. Marco Gerbi**  
Member

## TAX ADVISORS

**EY Ford Rhodes**  
Chartered Accountants

**Tola Associates**  
Chartered Accountants

**KPMG Taseer Hadi & Co.**  
Chartered Accountants

## LEGAL ADVISORS

**Orr, Dignam & Co.**  
Advocates  
Engagement Partner: Mr. Shahzaib Siddiqui

## SHARE REGISTRAR

**FAMCO Shares Registration Services (Pvt) Limited**

8-F, Adjacent to Hotel Faran,  
Block 6, P.E.C.H.S., Near Nursery,  
Shahrah-e-Faisal, Karachi.  
Tel: (92 21) 34380101-5  
Fax: (92 21) 34380106

## REGISTERED OFFICE

10 KM Sheikhpura Road, Lahore  
Tel: (92 42) 37306821-28  
Email: AGTL.shareholders@  
alghazitractors.com  
www.alghazitractors.com

## CORPORATE OFFICE

**Askari Corporate Tower**  
9th Floor, 75/76 D-1, Main Boulevard,  
Gulberg-III, Lahore

## Plant

Sakhi Sarwar Road,  
P.O. Box 38,  
Dera Ghazi Khan.  
Tel: (92 64) 2463750, 2463812,  
2020750-51

## Marketing Centres

Dera Ghazi Khan  
Lahore  
Multan  
Islamabad  
Sukkur  
Karachi

# Directors' Report



The Directors are pleased to present the condensed interim financial information of Al-Ghazi Tractors Limited ("the Company") for the period ended March 31, 2026.

## FINANCIAL REVIEW

During the period under review, the Company sold 2,652 tractors, reflecting an increase of 86% compared to 1,422 units sold in the corresponding period last year.

The increase in volumes reflects a recovery in market activity, supported by partial demand normalization and the impact of the Green Tractor Scheme. While this improvement is encouraging, underlying market conditions remain challenging, with continued pressure on farmer economics. Additionally, the impact of government schemes on organic demand contributed to a contraction in overall industry volumes. The evolving geopolitical environment has further contributed to economic uncertainty through its impact on global fuel and commodity prices, supply chain disruptions, and other macroeconomic factors influencing demand dynamics.

Despite the challenging business environment, the Company recorded sales revenue of Rs. 7.03 billion, representing an increase of 93% compared to Rs. 3.64 billion in the corresponding period last year. Cost of sales stood at Rs. 5.12 billion, compared to Rs. 2.86 billion, broadly reflecting the increase in sales volumes. Gross profit for the quarter was Rs. 1.90 billion, compared to Rs. 0.78 billion in the corresponding period last year.

The Company reported an operating profit of Rs. 1.13 billion, compared to Rs. 0.15 billion in the corresponding period last year, reflecting the combined impact of higher volumes and improved absorption of fixed costs.

Distribution expenses were recorded at Rs. 0.19 billion, compared to Rs. 0.13 billion in the corresponding period last year. Administrative expenses stood at Rs. 0.54 billion, compared to Rs. 0.41 billion, reflecting continued focus on cost discipline.

Profit after tax for the three-month period ended March 31, 2026 amounted to Rs. 0.68 billion, compared to Rs. 0.06 billion in the corresponding period last year. Earnings per share (EPS) for the quarter stood at Rs. 11.69, compared to Rs. 1.01 in the corresponding period last year.

The Company's annexed financial statements have been recommended by the Audit Committee of the Board and are authorized by the Board for placement on the Company's website.



## FUTURE OUTLOOK

The outlook for the tractor industry remains closely linked to farmer economics, crop cycles, and the direction of government support policies. While short-term demand may continue to face pressure, improving crop prices, enhanced farmer liquidity, and better access to financing are expected to support a gradual recovery in volumes. Government-led initiatives aimed at supporting the agriculture sector, including targeted subsidy programs and farmer support schemes, are expected to play a key role in shaping demand patterns going forward.

The Company remains focused on maintaining operational efficiency, prudent cost management, and strengthening its market position. With a strong product portfolio and an established dealer network, the Company is well-positioned to capitalize on any improvement in market conditions.

## ACKNOWLEDGMENTS

The Board places on record its appreciation for the continued support of its valued customers, dealers, vendors, and business partners. The Board also acknowledges the dedication and commitment of the Company's employees in navigating a challenging operating environment.

For & on behalf of the Board of Directors

**Robert McAllister**  
Chairman of the Board

Date: April 29, 2026

**Yasin Seker**  
Chief Executive Officer

# Condensed Interim Statement of Financial Position


As at March 31, 2026 (Un-Audited)

Note	(Unaudited) March 31, 2026 (Rupees in thousand)	(Audited) December 31, 2025 (Rupees in thousand)	
<b>ASSETS</b>			
<b>NON-CURRENT ASSETS</b>			
Property, plant and equipment	5	2,210,586	2,216,671
Intangible assets		539,238	555,847
Deferred tax asset		219,364	188,344
Long-term loans		10,335	11,094
Long-term deposits		11,578	12,565
		2,991,101	2,984,521
<b>CURRENT ASSETS</b>			
Inventories		6,331,807	5,903,075
Trade receivables		1,667,926	2,756,582
Loans and advances		625,600	466,239
Trade deposits and short-term prepayments		67,114	87,463
Interest accrued		19,107	10,882
Other receivables		18,486	30,864
Refunds due from Government - sales tax net		5,119,384	5,205,832
Net advance tax		417,407	-
Cash and bank balances		3,275,875	1,448,824
		17,542,705	15,909,761
<b>TOTAL ASSETS</b>		20,533,806	18,894,282
<b>SHARE CAPITAL AND RESERVES</b>			
<b>Share capital</b>			
Share capital		289,821	289,821
<b>Revenue reserve</b>			
Unappropriated profit		10,922,693	10,244,917
		11,212,514	10,534,738
<b>NON-CURRENT LIABILITIES</b>			
Deferred staff benefits - compensated absences		178,236	170,992
Lease liability		15,605	11,697
Employee benefit obligations		96,266	83,942
		290,107	266,631
<b>CURRENT LIABILITIES</b>			
Trade and other payables		5,550,074	4,895,563
Provision for warranty services		84,105	73,080
Contract Liabilities		899,351	550,376
Taxation - provision less payments		-	78,520
Unclaimed Dividend		58,413	58,737
Unpaid Dividend		2,416,858	2,416,858
Current portion of Lease Liability		22,385	19,779
		9,031,185	8,092,913
<b>TOTAL LIABILITIES</b>		9,321,292	8,359,544
<b>CONTINGENCIES AND COMMITMENTS</b>			
	6		
<b>TOTAL EQUITY AND LIABILITIES</b>		20,533,806	18,894,282

The annexed notes 1 to 12 form an integral part of this condensed interim financial information.

  
Director

  
Chief Executive Officer

  
Chief Financial Officer

# Condensed Interim Statement of Profit or Loss and Other Comprehensive Income


For the first quarter ended March 31, 2026 (Un-Audited)

Note	March 31, 2026 (Rupees in thousand)	March 31, 2025 (Rupees in thousand)	
Revenue from contracts with customers	7	7,027,739	3,635,965
Cost of sales	8	(5,123,165)	(2,855,458)
<b>Gross profit</b>		1,904,574	780,507
Distribution expenses		(186,626)	(133,911)
Administrative expenses		(541,641)	(409,725)
Net Impairment losses on financial assets		(19,129)	(54,535)
Other income		75,981	36,183
Other expenses		(107,070)	(63,803)
<b>Operating Profit</b>		1,126,089	154,716
Finance costs		(7,743)	(52,116)
<b>Profit before taxation</b>		1,118,346	102,600
Income tax expense		(440,570)	(44,019)
<b>Profit for the three months</b>		677,776	58,581
Other comprehensive income		-	-
<b>Total comprehensive income</b>		677,776	58,581
<b>Earning per share (Rupees) - Basic and diluted</b>		11.69	1.01

The annexed notes 1 to 12 form an integral part of this condensed interim financial information.

  
Director

  
Chief Executive Officer

  
Chief Financial Officer

# Condensed Interim Statement of Changes in Equity


For the first quarter ended March 31, 2026 (Un-Audited)

	Issued, subscribed and paid up capital	Revenue Reserves	
		Un- appropriated profit	Total
(Rupees in thousand)			
<b>Balance as at January 1, 2026</b>	289,821	10,244,917	10,534,738
Transactions with the owners recorded directly in equity			
Profit for the three months ended March 31, 2026	-	677,776	677,776
Other comprehensive income for the three months ended March 31, 2026	-	-	-
	-	677,776	677,776
<b>Balance as at March 31, 2026</b>	289,821	10,922,693	11,212,514
<b>Balance as at January 1, 2025</b>	289,821	8,907,092	9,196,913
Transactions with the owners recorded directly in equity			
Profit for the three months ended March 31, 2025	-	58,581	58,581
Other comprehensive income for the three months ended March 31, 2025	-	-	-
	-	58,581	58,581
<b>Balance as at March 31, 2025</b>	289,821	8,965,673	9,255,494

The annexed notes 1 to 12 form an integral part of this condensed interim financial information.

  
Director

  
Chief Executive Officer

  
Chief Financial Officer

# Condensed Interim Statement of Cash Flows

For the first quarter ended March 31, 2026 (Un-Audited)

	Note	March 31, 2026	March 31, 2025
		(Rupees in thousand)	
<b>CASH FLOW FROM OPERATING ACTIVITIES</b>			
Cash generated from operations	9	2,835,560	(193,187)
Income tax paid		(936,498)	(356,068)
Finance cost paid		(1,182)	(52,116)
Increase/(Decrease) in employee benefit obligations		12,324	9,309
(Increase)/Decrease in long-term deposits		987	(47)
(Increase)/Decrease in long-term loans		759	277
<b>Net cash generated from operating activities</b>		1,911,950	(591,832)
<b>CASH FLOW FROM INVESTING ACTIVITIES</b>			
Additions to fixed assets		(112,158)	(107,599)
Proceeds from disposal of fixed assets		19,716	-
Return on bank deposits received		19,307	21,768
<b>Net cash used in investing activities</b>		(73,135)	(85,831)
<b>CASH FLOW FROM FINANCING ACTIVITY</b>			
Dividend paid		(325)	(1,205)
Lease rentals paid		(11,439)	(10,888)
<b>Net increase / (decrease) in cash and cash equivalents</b>		1,827,051	(689,756)
<b>Cash and cash equivalents at the beginning of period</b>		1,448,824	(1,453,201)
<b>Cash and cash equivalents at the end of period</b>		3,275,875	(2,142,957)

The annexed notes 1 to 12 form an integral part of this condensed interim financial information.

  
Director

  
Chief Executive Officer

  
Chief Financial Officer

# Notes to the Condensed Interim Financial Information

For the first quarter ended March 31, 2026 (Un-Audited)

## 1. THE COMPANY AND ITS OPERATIONS

**1.1** The Company was incorporated in Pakistan under the Companies Act, 1913 (now Companies Act, 2017) as a public limited company in June, 1983 and is quoted on the Pakistan Stock Exchange. The Company is principally engaged in the manufacture and sale of agricultural tractors, implements and spare parts.

The Company is a subsidiary of Al-Futtaim Industries Company LLC, U.A.E and its ultimate parent is Al-Futtaim Holding Limited, U.A.E.

The financial statements are presented in Pak Rupee which is the Company's functional and presentation currency and all amounts have been rounded off to nearest thousands unless otherwise indicated.

**1.2** The geographical locations and addresses of the Company's business units, including plant are as under:

- The registered office of the Company is situated at 10 KM Sheikhpura Road Lahore.
- Corporate offices are situated at:
  - Askari Corporate Tower, Plot No. 75D, 76D LDA Scheme Gulberg III, District Lahore
  - Tractor House, 102-B, 16th East Street, DHA Phase I, Off. Korangi Road
- The assembling plant of the Company is situated at Sakhi Sarwar Road, P.O. Box 38, Dera Ghazi Khan
- The marketing centers of the Company are situated at:
  - 10 KM, Sheikhpura Road, Lahore
  - Plot No. 20, Industrial Estate, Near Mill No. 4, Multan
  - Plaza No. 4, 2nd Floor, Sector A, Jinnah Boulevard (East), DHA Phase II, Islamabad
  - House No. B-166, Sukkur Society, 100 FT Road, Opposite JS bank, Sukkur

## 2. Basis of preparation

### 2.1 Statement of compliance

These financial statements have been prepared in accordance with the accounting and reporting standards as applicable in Pakistan. The accounting and reporting standards applicable in Pakistan comprise of:

- International Financial Reporting Standards (IFRS Standards) issued by the International Accounting Standards Board (IASB) as notified under the Companies Act, 2017;
- Islamic Financial Accounting Standards (IFAS) issued by the Institute of Chartered Accountants of Pakistan as notified under the Companies Act, 2017; and
- Provisions of and directives issued under the Companies Act, 2017.

Where provisions of and directives issued under the Companies Act, 2017 differ from the IFRS Standards, the provisions of and directives issued under the Companies Act, 2017 have been followed.

These condensed interim financial statements do not include all the information required to be contained in the annual financial statements and therefore should be read in conjunction with the annual audited financial statements for the year ended December 31, 2025.

# Notes to the Condensed Interim Financial Information

For the first quarter ended March 31, 2026 (Un-Audited)

## 2.2 Changes in accounting standards, interpretations and pronouncements

### a) Standards, interpretations and amendments to published approved accounting standards that are effective

There are certain amendments and interpretations to the accounting and reporting standards which are mandatory for the Company's condensed accounting period which began on January 1, 2026. However, these do not have any significant impact on the Company's financial reporting.

### b) Standards and amendments to published approved accounting standards that are not yet effective

There are standards and certain other amendments to the accounting and reporting standards that will be mandatory for the Company's condensed accounting periods beginning on or after January 1, 2026. However, these are considered either not to be relevant or not to have any significant impact on the Company's financial statements and operations and, therefore, have not been disclosed in these financial statements.

## 3. ACCOUNTING POLICIES

The accounting policies and methods of computation adopted in the preparation of these condensed interim financial statements are the same as those applied in the preparation of the preceding annual financial statements of the company for the year ended December 31, 2025.

## 4. ACCOUNTING ESTIMATES, JUDGEMENTS AND FINANCIAL RISK MANAGEMENT

The preparation of these condensed interim financial statements in conformity with approved accounting standards requires management to make estimates, assumptions and use judgements that affect the application of policies and reported amounts of assets and liabilities and income and expenses. Estimates, assumptions and judgements are continually evaluated and are based on historical experience and other factors, including reasonable expectations of future events. Revisions to accounting estimates are recognised prospectively commencing from the period of revision.

Judgements and estimates made by the management in the preparation of these condensed interim financial statements are the same as those that were applied to annual audited financial statements for the year ended December 31, 2025.

The Company's financial risk management objectives and policies are consistent with those disclosed in the annual audited financial statements for the year ended December 31, 2025.

# Notes to the Condensed Interim Financial Information

For the first quarter ended March 31, 2026 (Un-Audited)

## 5. FIXED ASSETS

Additions and disposals of assets during the period are as follow:

	Additions (at cost)		Disposals / Transfers (at net book value)	
	March 31, 2026	March 31, 2025	March 31, 2026	March 31, 2025
	(Rupees in thousand)			
Building	-	-	10,298	-
Electrical Equipment	1,788	-	-	-
Plant and machinery	38,045	-	0.04	-
Furniture and fixtures	427	4,955	638	-
Computer hardware	372	33,551	603	-
Vehicles	997	15,685	7,935	-
Factory equipment and tools	28,514	99	910	-
Additions to capital work in progress	42,014	53,310	-	-
<b>Total</b>	<b>112,158</b>	<b>107,599</b>	<b>20,384</b>	<b>-</b>

## 6. COMMITMENTS

Commitments for capital expenditure outstanding as at March 31, 2026 amounted to Rs 504.1 million (Q1 2025: Rs. 429.2 million).

	March 31, 2026	March 31, 2025
	(Rupees in thousand)	
<b>7. REVENUE FROM CONTRACTS WITH CUSTOMERS</b>		
Tractors	8,324,704	4,189,608
Trading goods and others	118,977	59,277
	8,443,681	4,248,885
Less: Commission and discounts	(363,162)	(96,533)
Sales Tax	(1,052,780)	(516,387)
	<b>7,027,739</b>	<b>3,635,965</b>

## 8. COST OF SALES

Cost of goods manufactured	6,066,990	4,007,094
Opening stock of finished goods	1,344,637	768,784
Closing stock of finished goods	(2,365,782)	(1,938,071)
Cost of manufactured goods sold	5,045,845	2,837,807
Cost of trading goods and others sold	77,321	17,651
	<b>5,123,165</b>	<b>2,855,458</b>

# Notes to the Condensed Interim Financial Information

For the first quarter ended March 31, 2026 (Un-Audited)

## 9. CASH GENERATED FROM OPERATIONS

	March 31, 2026	March 31, 2025
	(Rupees in thousand)	
<b>Profit before taxation</b>	<b>1,118,346</b>	<b>102,600</b>
Add/(Less) : Adjustment for non cash charges and other items		
Depreciation and amortization	123,185	122,427
Retirement benefits charge	12,324	9,309
Gain on disposal of fixed assets	(8,047)	-
Provision / (reversal) against slow moving & obsolete inventories.	17,843	-
Provision against doubtful receivables.	19,129	-
Return on Bank deposits	(38,349)	(20,478)
Interest on lease liability	3,647	2,272
Mark up on running finance	1,229	45,935
	<b>1,249,307</b>	<b>262,064</b>
<b>Effect on Cash Flow due to Working Capital changes</b>		
(Increase) / Decrease in current assets		
Inventories	(446,574)	(995,773)
Trade receivables	1,069,527	3,273,990
Loans and advances	(159,361)	(966,481)
Trade deposits and short-term prepayments	20,349	249,038
Other receivables	12,378	32,363
Refunds due from the Government	86,448	(299,672)
	<b>582,767</b>	<b>1,293,465</b>
<b>Increase in current liabilities</b>		
Trade and other payables	654,511	(1,761,612)
Customers' and dealers' advances	348,975	12,895
<b>Cash generated from operations</b>	<b>2,835,560</b>	<b>(193,187)</b>

## 10. RELATED PARTY TRANSACTIONS

During the period, the Company entered into the following transactions with related parties in the ordinary course of business:

- Royalty charge for CNH Industrial N.V amounting to Rupees 63.2 million (Q1 2025: 28.8 million).
- Services provided by Al-Futtaim Private company LLC EIT for Rupees 10.04 million (Q1 2025: Nil).
- Services provided by Al-Futtaim Automotive for Rupees 31.95 million (Q1 2025: Nil).

# Notes to the Condensed Interim Financial Information

For the first quarter ended March 31, 2026 (Un-Audited)

## 11. SUBSEQUENT EVENTS

The Board of Directors in its meeting held on April 29, 2026 declared an interim cash dividend of Rs. \_\_\_NIL\_\_\_ Per share (2025: Rs. Nil per share).

## 12. DATE OF AUTHORISATION OF ISSUE

These condensed interim financial statements were authorised for issue on April 29, 2026 by the Board of Directors.



[www.alghazitractors.com](http://www.alghazitractors.com)



10 KM Sheikhpura Road,  
Lahore, Pakistan.  
Tel: +92 42 3730 6821-28