




SECURITY LEASING CORPORATION LIMITED
STATEMENT OF FINANCIAL POSITION
AS AT MARCH 31, 2026

	Un-audited 31 March 2026 Rupees	Audited 30 June 2025 Rupees
ASSETS		
Current assets		
Cash and bank balances	₹ 568,573	295,746
Short term loan	50,000,000	50,000,000
Advances, prepayments and other receivables	1,638,982	1,320,621
Taxation-net	10,660,286	9,370,694
Current maturity of non-current assets	82,092,913	92,590,062
Total current assets	144,960,754	153,577,123
Non-current assets		
Net investment in finance leases	-	-
Long-term deposits	496,500	496,500
Property and equipment	97,616	119,932
Investment Property	46,572,314	48,540,218
Deferred tax asset	334,321,869	334,321,869
Total non-current assets	381,488,299	383,478,519
Total assets	526,449,053	537,055,642
LIABILITIES		
Current liabilities		
Accrued and other liabilities	32,361,118	32,968,708
Unclaimed dividend	638,283	638,283
Current maturity of non-current liabilities	452,429,549	460,678,049
Total current liabilities	485,428,950	494,285,040
Non-current liabilities		
Long -term finances	-	-
Long-term deposits	-	-
Total non-current liabilities	-	-
Total liabilities	485,428,950	494,285,040
NET ASSETS	41,020,103	42,770,602
REPRESENTED BY SHAREHOLDERS' EQUITY		
Share capital and reserve		
Issued, subscribed and paid-up share capital	438,027,750	438,027,750
Reserves	(418,006,118)	(416,255,619)
Surplus on revaluation of fixed assets	20,998,471	20,998,471
Total shareholders' equity	41,020,103	42,770,602



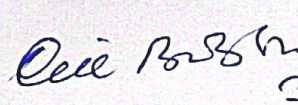

CHIEF EXECUTIVE OFFICER


CHIEF FINANCIAL OFFICER


DIRECTOR


SECURITY LEASING CORPORATION LIMITED
CONDENSED INTERIM PROFIT AND LOSS ACCOUNT
FOR THE PERIOD ENDED MARCH 31, 2026 (UN-AUDITED)

	Nine Month Ended		Quarter ended	
	March 31, 2026 Rupees	March 31, 2025 Rupees	March 31, 2026 Rupees	March 31, 2025 Rupees
REVENUE				
Profit for the year				
Income from:				
Finance leases	40,490	-	40,490	-
Other operating income	10,675,487	13,466,054	3,510,075	4,601,103
	<u>10,715,977</u>	<u>13,466,054</u>	<u>3,550,565</u>	<u>4,601,103</u>
Unwinding of financial liability	-	-	-	-
	<u>10,715,977</u>	<u>13,466,054</u>	<u>3,550,565</u>	<u>4,601,103</u>
EXPENSES				
Administrative and selling	12,456,181	12,745,733	3,980,710	4,608,342
Finance costs	10,295	15,987	-	3,450
	<u>12,466,476</u>	<u>12,761,720</u>	<u>3,980,710</u>	<u>4,611,792</u>
Operating (Loss)/Profit before				
Income tax	(1,750,499)	704,334	(430,145)	(10,689)
Income tax expense				
- current	-	(121,554)	-	-
	-	(121,554)	-	-
Profit for the period	<u>(1,750,499)</u>	<u>582,780</u>	<u>(430,145)</u>	<u>(10,689)</u>
Profit per share	<u>(0.05)</u>	<u>0.02</u>	<u>(0.0118)</u>	<u>(0.00029)</u>

		
CHIEF EXECUTIVE OFFICER	CHIEF FINANCIAL OFFICER	DIRECTOR

SECURITY LEASING CORPORATION LIMITED
CONDENSED INTERIM STATEMENT OF COMPREHENSIVE INCOME
FOR THE PERIOD ENDED MARCH 31, 2026 (UN-AUDITED)

	Nine Month Ended		Quarter ended	
	March 31, 2026 Rupees	March 31, 2025 Rupees	March 31, 2026 Rupees	March 31, 2025 Rupees
Profit for the year	(1,750,499)	582,780	(430,145)	(10,689)
Other comprehensive income	-	-	-	-
Total Comprehensive loss for the year	(1,750,499)	582,780	(430,145)	(10,689)



CHIEF EXECUTIVE OFFICER





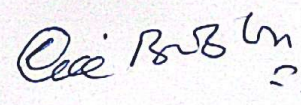
CHIEF FINANCIAL OFFICER



DIRECTOR



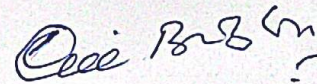
SECURITY LEASING CORPORATION LIMITED
 CONDENSED INTERIM STATEMENT OF CHANGES IN EQUITY
 FOR THE PERIOD ENDED MARCH 31, 2026 (UN-AUDITED)

	Capital		Reserves		Total
	Share capital	Statutory reserve	Unappropriated profit	Revenue	
				Surplus on revaluation of Fixed Assets	
Balance as at June 30, 2024	<u>438,027,750</u>	<u>181,867,005</u>	<u>(595,001,393)</u>	<u>20,998,471</u>	<u>45,891,833</u>
Change in equity for the period ended March 31, 2025					
Profit for the period			582,780		
Balance as at March 31, 2025	<u>438,027,750</u>	<u>181,867,005</u>	<u>(594,418,613)</u>	<u>20,998,471</u>	<u>46,474,613</u>
Change in equity for the period ended June 30, 2025					
Profit for the period			(3,121,231)		
Balance as at June 30, 2025	<u>438,027,750</u>	<u>181,867,005</u>	<u>(598,122,624)</u>	<u>20,998,471</u>	<u>42,770,602</u>
Change in equity for the period ended March 31, 2026					
Profit for the period			(1,750,499)		
Balance as at March 31, 2026	<u>438,027,750</u>	<u>181,867,005</u>	<u>(599,873,123)</u>	<u>20,998,471</u>	<u>41,020,103</u>

 CHIEF EXECUTIVE OFFICER	 CHIEF FINANCIAL OFFICER	 DIRECTOR
--	--	---

SECURITY LEASING CORPORATION LIMITED
CONDENSED INTERIM CASH FLOWS STATEMENT
FOR THE PERIOD ENDED MARCH 31, 2026 (UN-AUDITED)

	March 31, 2026 Rupees	March 31, 2025 Rupees
CASH FLOWS FROM OPERATING ACTIVITIES		
Profit before income tax including discontinued operation	(1,750,499)	704,334
Depreciation	1,990,220	1,987,104
Finance costs	10,295	15,987
	<u>2,000,515</u>	<u>2,003,091</u>
Operating loss before working capital changes	250,016	2,707,425
Working capital changes		
(Increase)in advances, prepayments and other receivables	10,178,788	(423,871)
(Decrease) / Increase in accrued and other liabilities	(8,856,090)	(1,532,753)
	<u>1,322,698</u>	<u>(1,956,624)</u>
Cash from operations after working capital changes	1,572,714	750,801
Financial charges paid	(10,295)	(15,987)
Taxes paid	(1,289,592)	(1,742,920)
	<u>(1,299,887)</u>	<u>(1,758,907)</u>
Net cash from operating activities	272,827	(1,008,106)
CASH FLOWS FROM INVESTING ACTIVITIES		
Purchase of property and equipment		(60,000)
Short term finances		1,000,000
Net cash from investing activities	-	940,000
CASH FLOWS FROM FINANCING ACTIVITIES		
Repayment of long term finances	-	-
Net cash used in financing activities	-	-
Net increase in cash and cash equivalents	272,827	(68,106)
Cash and cash equivalents at beginning of the year	295,746	696,939
Cash and cash equivalents at end of the year	568,573	628,833

		
CHIEF EXECUTIVE OFFICER	CHIEF FINANCIAL OFFICER	DIRECTOR