



April 29,2026

The General Manager,  
Pakistan Stock Exchange Limited  
Stock Exchange Building, Stock Exchange Road  
Karachi

**FINANCIAL RESULTS FOR THE 3RD QUARTER ENDED MARCH 31, 2026**

Dear Sir,

This is to inform you that Board of Directors of UDL International Limited in their meeting held on April 29,2026 at 11:30 a.m at Head Office Karachi has approved the un-audited condensed interim financial statements (unconsolidated & consolidated) for the 3rd quarter ended March 31,2026 and recommended the following:

<b>(i)</b>	<b>Cash Dividend</b>	<b>NIL</b>
<b>(ii)</b>	<b>Bonus Issue</b>	<b>NIL</b>
<b>(iii)</b>	<b>Right shares</b>	<b>NIL</b>
<b>(iv)</b>	<b>Any other entitlement</b>	<b>NIL</b>
<b>(v)</b>	<b>Any other price sensitive information</b>	<b>NIL</b>

Annexed below (consolidated and unconsolidated) for the nine months period ended March 31,2026 :

- 1.) Condensed Statements of Financial Position; 2.) Condensed Statement of profit or loss (3) Condensed Statement of Comprehensive income; (4) Condensed Statement of Changes in Equity; and (5) Condensed Statement of Cash Flows.

We will transmit the quarterly report of the company in electronic form through PUCARS within the specified time.

You may please inform the TREC holders accordingly.


By order of the Board

Muhammad Faisal Siddiqui  
Company Secretary


**cc:** The Director/HOD Surveillance, Supervision & Enforcement Department Securities and Exchange Commission of Pakistan NIC Building, 63 Jinnah Avenue, Blue Area Islamabad.

**UDL International Limited**  
**Condensed Interim Unconsolidated Statement of Financial Position (Un-Audited)**  
**As at March 31, 2026**

	Un-audited March 31, 2026	Audited June 30, 2025
	----- Rupees -----	
<b>ASSETS</b>		
<b>Non-current assets</b>		
Property and equipment	15,308,121	16,968,468
Intangible assets	203,131	250,003
Long term investments	296,718,676	346,196,577
Long term deposits	1,620,350	1,620,350
	<b>313,850,278</b>	<b>365,035,398</b>
<b>Current assets</b>		
Stock in trade	9,675,345	-
Trade debts	365,083	-
Short term investments	44,012,646	88,553,450
Advances, deposits, prepayments and other receivables	23,813,983	5,707,905
Taxation - net	4,840,620	20,561,697
Cash and bank balances	365,928,598	137,789,880
	<b>448,636,275</b>	<b>252,612,932</b>
<b>TOTAL ASSETS</b>	<b>762,486,553</b>	<b>617,648,330</b>
<b>EQUITY AND LIABILITIES</b>		
<b>Share capital and reserves</b>		
Share capital	351,205,480	351,205,480
General reserve	182,718,874	192,812,478
Un-appropriated profit	211,952,082	7,466,655
Unrealized(loss)/ gain on remeasurement carried out at fair value through other comprehensive income	(23,838,402)	21,760,457
<b>Total shareholder's equity</b>	<b>722,038,034</b>	<b>573,245,070</b>
<b>Non-current liabilities</b>		
Deferred tax liability	3,318,499	7,154,671
<b>Current liabilities</b>		
Trade and other payables	1,272,322	2,003,483
Short term deposit	6,000,000	6,000,000
Unclaimed dividend	29,857,697	29,245,106
	<b>37,130,019</b>	<b>37,248,589</b>
<b>TOTAL EQUITY AND LIABILITIES</b>	<b>762,486,553</b>	<b>617,648,330</b>
<b>CONTINGENCIES AND COMMITMENTS</b>		


  
Chief Executive Officer  
Shuja Malik

  
Director  
Syed Aamir Hussain

  
Chief Financial Officer  
Muhammad Faisal Siddiqui

**UDL International Limited**  
**Condensed Interim Unconsolidated Statement of Profit or Loss (Un-Audited)**  
**For the quarter and nine months period ended March 31, 2026**

	Three months period ended		Nine Months Period Ended	
	March 31, 2026	March 31, 2025	March 31, 2026	March 31, 2025
	----- Rupees -----			
Sales-net	209,636	-	383,169	-
Cost of sales	(111,340)	-	(209,555)	-
Gross Profit	98,296	-	173,614	-
Investment and other income	57,008,006	8,693,862	96,907,510	28,933,256
Un realized gain on measurement of investments at Fair value through profit & loss (FVTPL)	(31,805,327)	(2,409,263)	4,645,313	14,611,121
	25,300,975	6,284,599	101,726,437	43,544,377
Operating expenses	(15,091,952)	(12,270,618)	(40,714,876)	(38,987,186)
Financial charges	(51,655)	(34)	(64,201)	(23,766)
Profit before levies	10,157,368	(5,986,053)	60,947,360	4,533,425
Levies	(3,842,097)	900,353	(15,247,765)	(1,567,104)
Profit after levies and taxation	6,315,271	(5,085,700)	45,699,595	2,966,321
Taxation	1,296,432	-	(697,552)	-
Profit after taxation	7,611,703	(5,085,700)	45,002,043	2,966,321
Earning per share - basic	0.22	(0.14)	1.28	0.08

  
Chief Executive Officer  
Shuja Malik

  
Director  
Syed Aamir Hussain

  
Chief Financial Officer  
Muhammad Faisal Siddiqui

**UDL International Limited**  
**Condensed Interim Unconsolidated Statement of Comprehensive Income (Un-Audited)**  
**For the quarter and nine months period ended March 31, 2026**

	Three Months Period Ended		Nine Months Period Ended	
	March 31, 2026	March 31, 2025	March 31, 2026	March 31, 2025
	----- Rupees -----		----- Rupees -----	
<b>Profit after taxation</b>	7,611,702	(5,085,700)	45,002,043	2,966,321
<b>Other comprehensive income</b>				
<i>Items that may not be reclassified subsequently to the statement of profit or loss:</i>				
Realized gain on sale of securities carried at FVOCI recognized during the period net off Impact of tax/levies	75,405,222	-	117,113,655	-
Unrealized (loss)/gain on re-measurement of investments at fair value through other comprehensive income (FVOCI)-net off tax	(87,330,812)	35,801,884	(45,598,859)	40,903,056
<b>Total comprehensive income for the period</b>	<b>(4,313,888)</b>	<b>30,716,184</b>	<b>116,516,839</b>	<b>43,869,377</b>


  
Chief Executive Officer  
Shuja Malik

  
Director  
Syed Aamir Hussain

  
Chief Financial Officer  
Muhammad Faisal Siddiqui

**UDL International Limited**  
**Condensed Interim Unconsolidated Statement of Changes in Equity (Un-Audited)**  
**For the nine months period ended March 31, 2026**

	Share Capital	General Reserves	Un-appropriated profit/ (Accumulated Losses)	Income on revaluation of investment	Total Shareholder's equity
	----- Rupees -----				
<b>Balance as at July 1, 2024</b>	351,205,480	192,812,478	(9,433,215)	(27,896,354)	506,688,389
Profit after taxation	-	-	2,966,321	-	2,966,321
Other comprehensive income	-	-	-	40,903,056	40,903,056
<b>Total comprehensive income for the period</b>	-	-	2,966,321	40,903,056	43,869,377
	-	-	-	-	-
<b>Balance as at March 31, 2025</b>	<u>351,205,480</u>	<u>192,812,478</u>	<u>(6,466,894)</u>	<u>13,006,702</u>	<u>550,557,766</u>
<b>Balance as at July 01, 2025</b>	351,205,480	192,812,478	7,466,655	21,760,457	573,245,070
<b>Transactions with owners</b>					
Final cash dividend for the year ended	-	(10,093,604)	(7,466,655)	-	(17,560,259)
Profit after taxation for the period	-	-	45,002,043	-	45,002,043
Realized gain on sales of securities from FVOCI	-	-	-	177,992,041	177,992,041
Impact of tax	-	-	-	(11,042,002)	(11,042,002)
Transfer of realized gain to retained earnings	-	-	166,950,039	(166,950,039)	-
Other comprehensive income during the period	-	-	-	(45,598,859)	(45,598,859)
<b>Total comprehensive income for the period</b>	-	-	211,952,082	(45,598,859)	166,353,223
Transfer of realized gain on securities (FVOCI) from revaluation of investment reserve to retained earning	-	-	-	-	-
<b>Balance as at March 31, 2026</b>	<u>351,205,480</u>	<u>182,718,874</u>	<u>211,952,082</u>	<u>(23,838,402)</u>	<u>722,038,033</u>

  
Chief Executive Officer  
Shuja Malik

  
Director  
Syed Aamir Hussain

  
Chief Financial Officer  
Muhammad Faisal Siddiqui

**UDL International Limited**  
**Condensed Interim Unconsolidated Statement of Cash Flow (Un-Audited)**  
**For the nine months period ended March 31, 2026**

	Nine Months Period Ended	
	March 31, 2026	March 31, 2025
	----- Rupees -----	
<b>CASH FLOW FROM OPERATING ACTIVITIES</b>		
Profit before levy, minimum tax and final tax	60,947,360	4,533,425
<b>Adjustment of non cash items:</b>		
Depreciation	1,660,347	1,988,916
Amortization	46,872	46,873
Unrealized (gain) on re-measurement of investments at FVTPL	(4,645,313)	(14,611,121)
Loss on disposal of asset	-	29,877
Dividend income	(14,597,950)	(4,697,570)
Financial charges	64,201	23,766
	<u>(17,471,843)</u>	<u>(17,219,259)</u>
<b>Operating gain/(loss) before working capital changes</b>	<b>43,475,517</b>	<b>(12,685,834)</b>
<b>Changes in working capital:</b>		
Stock in trade	(9,675,345)	-
Trade debts	(365,083)	-
Advances, deposits, prepayments and other receivables	(18,106,078)	(486,814)
Trade and other payables	(731,160)	(6,171,595)
Unclaimed dividend	612,590	(97,225)
	<u>(28,265,076)</u>	<u>(6,755,634)</u>
Tax paid	(2,136,223)	(2,588,836)
Financial charges paid	(64,201)	(23,766)
<b>Net cash (used in) operating activities</b>	<b>13,010,017</b>	<b>(22,054,070)</b>
<b>CASH FLOW FROM INVESTING ACTIVITIES</b>		
Purchase of fixed assets	-	(168,000)
Proceeds from sale of fixed assets	-	12,000
Additions in intangible assets	-	(312,500)
Net investments during the period	218,091,010	104,469,934
Dividend paid	(17,560,259)	-
Dividends received	14,597,950	4,697,570
<b>Net cash generated from investing activities</b>	<b>215,128,701</b>	<b>108,699,004</b>
<b>CASH FLOW FROM FINANCING ACTIVITIES</b>		
Net increase in cash and cash equivalents	228,138,718	86,644,934
Cash and cash equivalents at the beginning of the period	137,789,880	39,588,876
<b>Cash and cash equivalents at the end of the period</b>	<b>365,928,598</b>	<b>126,233,810</b>

  
Chief Executive Officer  
Shuja Malik

  
Director  
Syed Aamir Hussain

  
Chief Financial Officer  
Muhammad Faisal Siddiqui

**UDL International Limited**  
**Condensed Interim Consolidated Statement of Financial Position (Un-Audited)**  
**As at March 31, 2026**

	Un-audited March 31, 2026	Audited June 30, 2025
	----- Rupees -----	
<b>ASSETS</b>		
<b>Non-current assets</b>		
Property and equipment	27,762,659	32,009,860
Intangible assets	406,262	500,006
Diminishing musharakah financing	123,112,867	108,998,673
Long term investments	71,708,676	121,186,577
Long term deposits	1,699,350	1,699,350
	<b>224,689,814</b>	<b>264,394,466</b>
<b>Current assets</b>		
Stock in trade	9,675,345	-
Trade debts	365,083	-
Short term investments	44,012,646	88,642,961
Current portion of diminishing musharaka financing	60,576,304	50,990,252
Diminishing musharaka financing-rent receivable	778,858	293,167
Advances, deposits, prepayments and other receivables	39,761,138	19,161,058
Taxation - net	7,634,534	23,472,275
Cash and bank balances	370,369,969	166,991,025
	<b>533,173,877</b>	<b>349,550,738</b>
<b>TOTAL ASSETS</b>	<b>757,863,690</b>	<b>613,945,205</b>
<b>EQUITY AND LIABILITIES</b>		
<b>Share capital and reserves</b>		
Share capital	351,205,480	351,205,480
General reserve	182,718,874	192,812,478
Un-appropriated profit	201,263,069	1,472,858
Unrealized(loss)/ gain on remeasurement carried out at fair value through other comprehensive income	(23,838,402)	21,760,457
<b>Total equity attributable to the equity holders of the holding company</b>	<b>711,349,021</b>	<b>567,251,274</b>
<b>Non-current liabilities</b>		
Deferred tax liability	3,167,390	7,017,111
<b>Current liabilities</b>		
Trade and other payables	7,489,582	4,431,714
Short term deposit	6,000,000	6,000,000
Unclaimed dividend	29,857,697	29,245,106
	<b>43,347,279</b>	<b>39,676,820</b>
<b>TOTAL EQUITY AND LIABILITIES</b>	<b>757,863,690</b>	<b>613,945,205</b>
<b>CONTINGENCIES AND COMMITMENTS</b>		


  
Chief Executive Officer  
Shuja Malik

  
Director  
Syed Aamir Hussain


  
Chief Financial Officer  
Muhammad Faisal Siddiqui

**UDL International Limited**  
**Condensed Interim Consolidated Statement of Profit or Loss (Un-Audited)**  
**For the quarter and nine months period ended March 31, 2026**

	Three months period ended		Nine Months Period Ended	
	March 31, 2026	March 31, 2025	March 31, 2026	March 31, 2025
	----- Rupees -----			
Sales-net	209,636	-	383,169	-
Cost of sales	(111,340)	-	(209,555)	-
Gross Profit	98,296	-	173,614	-
Diminishing Musharkah Income	7,519,837	3,024,722	21,574,126	7,563,163
Investment and other income	57,170,685	11,627,677	99,478,980	47,357,651
Un realized gain on measurement of investments at Fair value through profit & loss (FVTPL)	(31,805,327)	(2,409,263)	4,645,313	14,611,121
	32,983,491	12,243,136	125,872,033	69,531,935
Operating expenses	(26,027,017)	(21,801,515)	(69,274,819)	(67,110,952)
Financial charges	(61,374)	(9,243)	(82,620)	(53,111)
Profit before levies	6,895,100	(9,567,622)	56,514,593	2,367,872
Levies	(3,938,227)	825,871	(15,523,764)	(2,026,526)
Profit/(loss) after levies and taxation	2,956,873	(8,741,751)	40,990,829	341,346
Taxation	1,349,791	-	(684,002)	-
Profit /(loss) after taxation	4,306,664	(8,741,751)	40,306,827	341,346
Earning/(loss) per share - basic	0.12	(0.25)	1.15	0.01
Attributable to:				
Equity holders of the holding company	4,306,664	(8,741,751)	40,306,827	341,346
Non controlling interest	-	-	-	-
	4,306,664	(8,741,751)	40,306,827	341,346

  
Chief Executive Officer  
Shuja Malik

  
Director  
Syed Aamir Hussain

  
Chief Financial Officer  
Muhammad Faisal Siddiqui

**UDL International Limited**  
**Condensed Interim Consolidated Statement of Comprehensive Income (Un-Audited)**  
**For the quarter and nine months period ended March 31, 2026**

	Three Months Period Ended		Nine Months Period Ended	
	March 31, 2026	March 31, 2025	March 31, 2026	March 31, 2025
	----- Rupees -----		----- Rupees -----	
<b>Profit / (loss) after taxation</b>	4,306,664	(8,741,751)	40,306,827	341,346
<b>Other comprehensive income</b>				
<i>Items that may not be reclassified subsequently to the statement of profit or loss:</i>				
Realized gain on sale of securities carried at FVOCI recognized during the period net off Impact of levies/tax	75,405,222	-	117,113,655	-
Unrealized (loss)/gain on re-measurement of investments at fair value through other comprehensive income (FVOCI)-net off levies/tax	(87,330,812)	35,801,884	(45,598,859)	40,903,056
<b>Total comprehensive income/(loss) for the period</b>	<b>(7,618,926)</b>	<b>27,060,133</b>	<b>111,821,623</b>	<b>41,244,402</b>
Attributable to:				
Equity holders of the holding company	(7,618,926)	27,060,133	111,821,623	41,244,402
Non controlling interest	-	-	-	-
	<b>(7,618,926)</b>	<b>27,060,133</b>	<b>111,821,623</b>	<b>41,244,402</b>

  
Chief Executive Officer  
Shuja Malik

  
Director  
Syed Aamir Hussain

  
Chief Financial Officer  
Muhammad Faisal Siddiqui

**UDL International Limited**  
**Condensed Interim Consolidated Statement of Changes in Equity (Un-Audited)**  
**For the nine months period ended March 31, 2026**

	Share Capital	General Reserves	Un-appropriated profit/ (Accumulated Losses)	Income on revaluation of investment	Total Shareholder's equity
	----- Rupees -----				
<b>Balance as at July 1, 2024</b>	351,205,480	192,812,478	(9,433,215)	(27,896,354)	506,688,389
Profit after taxation	-	-	341,346	-	341,346
Other comprehensive income	-	-	-	40,903,056	40,903,056
<b>Total comprehensive income for the period</b>	-	-	341,346	40,903,056	41,244,402
	-	-	-	-	-
<b>Balance as at March 31, 2025</b>	<u>351,205,480</u>	<u>192,812,478</u>	<u>(9,091,869)</u>	<u>13,006,702</u>	<u>547,932,791</u>
<b>Balance as at July 01, 2025</b>	351,205,480	192,812,478	1,472,858	21,760,457	567,251,273
<b>Transactions with owners</b>					
Final cash dividend for the year ended	-	(10,093,604)	(7,466,655)	-	(17,560,259)
Profit after taxation for the period	-	-	40,306,827	-	40,306,827
Realized gain on sales of securities from FVOCI	-	-	-	177,992,041	177,992,041
Impact of levies/tax	-	-	-	(11,042,002)	(11,042,002)
Transfer of realized gain to retained earnings	-	-	166,950,039	(166,950,039)	-
Other comprehensive loss during the period	-	-	-	(45,598,859)	(45,598,859)
<b>Total comprehensive income for the period</b>	-	-	207,256,866	(45,598,859)	161,658,007
<b>Balance as at March 31, 2026</b>	<u>351,205,480</u>	<u>182,718,874</u>	<u>201,263,069</u>	<u>(23,838,402)</u>	<u>711,349,020</u>

  
Chief Executive Officer  
Shuja Malik

  
Director  
Syed Aamir Hussain

  
Chief Financial Officer  
Muhammad Faisal Siddiqui

**UDL International Limited**  
**Condensed Interim Consolidated Statement of Cash Flow (Un-Audited)**  
**For the nine months period ended March 31, 2026**

	Nine Months Period Ended	
	March 31, 2026	March 31, 2025
	----- Rupees -----	
<b>CASH FLOW FROM OPERATING ACTIVITIES</b>		
Profit before levy, minimum tax and final tax	56,514,593	2,367,872
<b>Adjustment of non cash items:</b>		
Depreciation	3,876,888	4,347,222
Amortization	93,744	93,746
Unrealized (gain) on re-measurement of investments at FVTPL	(4,645,313)	(14,611,121)
(Gain) on disposal of asset	(2,129,688)	(2,417,463)
Dividend income	(14,597,950)	(4,697,570)
Financial charges	82,620	53,111
	<u>(17,319,699)</u>	<u>(17,232,075)</u>
<b>Operating gain/(loss) before working capital changes</b>	<b>39,194,894</b>	<b>(14,864,203)</b>
<b>Changes in working capital:</b>		
Stock in trade	(9,675,345)	-
Trade debts	(365,083)	-
Diminishing musharakah financing	(24,185,937)	(60,695,306)
Advances, deposits, prepayments and other receivables	(20,600,080)	(19,181,980)
Trade and other payables	3,057,870	(5,930,329)
Unclaimed dividend	612,590	(97,225)
	<u>(51,155,985)</u>	<u>(85,904,840)</u>
Tax paid	(2,295,558)	(5,662,270)
Financial charges paid	(82,620)	(53,111)
<b>Net cash (used in) operating activities</b>	<b>(14,339,269)</b>	<b>(106,484,424)</b>
<b>CASH FLOW FROM INVESTING ACTIVITIES</b>		
Purchase of fixed assets	2,500,000	(11,428,315)
Proceeds from sale of fixed assets	-	3,012,000
Additions in intangible assets	-	(625,000)
Net investments during the period	218,180,522	140,486,275
Dividend paid	(17,560,259)	-
Dividends received	14,597,950	4,697,570
<b>Net cash generated from investing activities</b>	<b>217,718,213</b>	<b>136,142,530</b>
<b>CASH FLOW FROM FINANCING ACTIVITIES</b>	-	-
Net increase in cash and cash equivalents	203,378,944	29,658,106
Cash and cash equivalents at the beginning of the period	166,991,025	166,460,880
<b>Cash and cash equivalents at the end of the period</b>	<b>370,369,969</b>	<b>196,118,986</b>

  
Chief Executive Officer  
Shuja Malik

  
Director  
Syed Aamir Hussain

  
Chief Financial Officer  
Muhammad Faisal Siddiqui