

April 30, 2026

The General Manager,
Pakistan Stock Exchange Limited,
Stock Exchange Building,
Stock Exchange Road,
Karachi.

SUBJECT: FINANCIAL RESULTS FOR THE QUARTER ENDED MARCH 31, 2026

Dear Sir,

This is to inform you that the Board of Directors of Shabbir Tiles and Ceramics Limited (the "Company") in their meeting held on April 29, 2026, at 04:00 PM at 3rd Floor, House of Habib, Siddiqsons Tower, Main Shahrah-e-Faisal, Karachi, recommended the following:

- i) **CASH DIVIDEND :** Nil
- ii) **BONUS SHARES :** Nil
- iii) **RIGHT SHARES :** Nil
- iv) **ANY OTHER ENTITLEMENT / CORPORATE ACTION :** Nil
- v) **ANY OTHER PRICE SENSITIVE INFORMATION :** Nil

The financial results of the Company for the Quarter ended March 31, 2026, are attached herewith as Schedule A.

The Report of the Company for the Quarter ended March 31, 2026, will be transmitted through PUCARS separately, within the specified time.

Sincerely,



Natasha Khalid
Company Secretary



Encl: as above

CC: Deputy Director,
Supervision Division,
Listed Companies Department,
Securities and Exchange Commission of Pakistan,
NIC Building 63, Jinnah Avenue, Blue Area,
Islamabad.

SHABBIR TILES & CERAMICS LIMITED
CONDENSED INTERIM STATEMENT OF FINANCIAL POSITION
AS AT MARCH 31, 2026

		March 31, 2026 (Un-audited)	June 30, 2025 (Audited)
	Note	----- (Rupees in '000) -----	
ASSETS			
NON-CURRENT ASSETS			
Property, plant and equipment	4	2,639,650	2,492,881
Intangible assets	5	13,050	-
Investment properties		2,113	2,418
Right-of-use assets	6	305,856	377,181
Long-term security deposits	7	54,822	48,710
Deferred tax asset - net	8	397,399	306,881
Total non-current assets		3,412,890	3,228,071
CURRENT ASSETS			
Stores and spare parts		999,637	925,126
Stock-in-trade	8	2,856,593	2,918,816
Trade debts	9	727,586	367,435
Prepayments, deposits and other receivables		17,769	51,495
Taxation - net		-	30,708
Loans and advances		233,164	179,099
Short-term investments	10	56,000	56,000
Cash and bank balances		224,587	185,350
Total current assets		5,115,336	4,714,029
TOTAL ASSETS		8,528,226	7,942,100
EQUITY AND LIABILITIES			
SHARE CAPITAL AND RESERVES			
Authorised capital		1,200,000	1,200,000
240,000,000 (June 2025: 240,000,000) ordinary shares of Rs.5/- each			
Share capital		1,196,600	1,196,600
Issued, subscribed and paid-up capital			
Capital reserves		449,215	449,215
Share premium			
Revenue reserves		(381,315)	524,960
(Accumulated losses) / Unappropriated profit			
General reserve		478,000	478,000
TOTAL EQUITY		1,742,500	2,648,775
NON-CURRENT LIABILITIES			
Long-term financing	11	494,431	324,041
Lease liabilities	12	239,121	303,905
Deferred income	13	37,491	40,624
Total non-current liabilities		771,043	668,570
CURRENT LIABILITIES			
Trade and other payables	14	2,187,826	2,953,227
Short-term financing	15	2,040,819	169,378
Taxation - net		164,884	-
Current maturity of long-term financing	11	130,741	127,158
Current maturity of deferred income	13	6,267	6,267
Current maturity of lease liability	12	138,483	142,926
Current maturity of Gas Infrastructure Development Cess payable	16	830,408	830,408
Sales tax payable		508,659	388,821
Unclaimed dividend		4,143	4,146
Unpaid dividend		2,453	2,424
Total current liabilities		6,014,683	4,624,755
TOTAL EQUITY AND LIABILITIES		8,528,226	7,942,100
CONTINGENCIES AND COMMITMENTS			

17

The annexed notes from 1 to 25 form an integral part of these condensed interim financial statements.


Umair Ali Bhatti
 Chief Financial Officer


Syed Abul Fazal Rizvi
 Chief Executive Officer


Asad Said Jafar
 Director

SHABBIR TILES & CERAMICS LIMITED
CONDENSED INTERIM STATEMENT OF PROFIT OR LOSS (UN-AUDITED)
FOR THE NINE MONTHS AND QUARTER ENDED MARCH 31, 2026

	Nine months Ended		Quarter ended	
	March 31, 2026	March 31, 2025	March 31, 2026	March 31, 2025
	(Rupees in '000)			
Turnover - net	8,847,209	10,631,898	2,775,282	3,543,830
Cost of sales	(7,445,696)	(8,597,416)	(2,278,864)	(2,825,994)
Gross profit	1,401,513	2,034,482	496,418	717,836
Selling and distribution expenses	(1,608,947)	(1,783,401)	(519,786)	(603,085)
Administrative expenses	(514,273)	(357,464)	(183,225)	(114,978)
Allowance for expected credit losses	(24,500)	(6,332)	(2,903)	30,771
Other expenses	(13,289)	(8,238)	(3,095)	(589)
	(2,161,009)	(2,155,435)	(709,009)	(687,881)
Other income	66,661	91,392	7,314	29,307
Operating (loss) / profit	(692,835)	(29,561)	(205,277)	59,262
Finance costs	(192,535)	(153,041)	(64,422)	(38,607)
(Loss)/ profit before taxation and levy	(885,370)	(182,602)	(269,699)	20,655
Levy	-	(694)	-	(513)
Taxation				
- Current	(111,423)	(133,292)	(34,919)	(44,330)
- Prior year	-	16,536	-	-
- Deferred	90,518	166,065	(43,139)	42,771
	(20,905)	49,309	(78,058)	(1,559)
(Loss)/ profit after taxation	(906,275)	(133,987)	(347,757)	18,583
	(Rupee)			
(Loss)/profit per share – basic and diluted	(3.79)	(0.56)	(1.45)	0.08

The annexed notes from 1 to 25 form an integral part of these condensed interim financial statements.



Umair Ali Bhatti
Chief Financial Officer



Syed Abul Fazal Rizvi
Chief Executive Officer




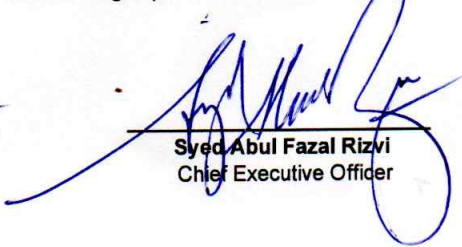
Asad Said Jafar
Director


SHABBIR TILES & CERAMICS LIMITED
CONDENSED INTERIM STATEMENT OF CASH FLOWS (UN-AUDITED)
FOR THE NINE MONTHS AND QUARTER ENDED MARCH 31, 2026

	March 31, 2026	March 31, 2025
Note	(Rupees in '000)	
CASH FLOWS FROM OPERATING ACTIVITIES		
Loss before taxation	(885,370)	(182,602)
Adjustments for non-cash and other items:		
Depreciation on:		
Operating fixed assets	4.1 430,555	455,448
Right-of-use assets	6.2 116,372	105,386
Investment property	305	932
Finance costs	192,535	153,041
Dividend income	-	(7,813)
Allowance for expected credit losses	24,500	6,332
Profit on debt	(2,666)	(40,121)
(Reversal)/Provision for slow moving stores and spare parts	(6,345)	40,186
Provision for slow moving and obsolete stock-in-trade	37,024	44,262
Unrealised gain	-	(2,109)
Amortisation of deferred income	13 (3,133)	(3,705)
Gain on disposal of fixed assets	(15,079)	(1,694)
	<u>774,068</u>	<u>750,145</u>
Operating (loss) / profit before working capital changes	(111,302)	567,543
(Decrease) / increase in current assets		
Stores and spare parts	(88,166)	(20,473)
Stock-in-trade	25,199	460,865
Trade debts	(384,651)	(11,285)
Loans and advances	(54,065)	(128,485)
Prepayments, deposits and other receivables	33,726	(30,721)
Long-term deposits	(6,112)	(1,606)
	<u>(454,069)</u>	<u>268,295</u>
Increase in current liabilities		
Trade and other payables	(765,401)	177,369
Sales tax payable	119,838	(1,554)
	<u>(645,563)</u>	<u>175,815</u>
Cash (used in) / generated from operations	(1,210,934)	1,011,653
Income tax receipt / (paid)	84,169	(192,540)
Levy paid	-	(694)
Profit on savings account	1,123	20,139
Interest on term deposit receipts (TDRs)	1,572	19,983
Finance costs paid	(124,189)	(154,183)
Net cash (used in) / generated from operating activities	(1,248,259)	704,358
CASH FLOWS FROM INVESTING ACTIVITIES		
Capital expenditure on property, plant and equipment	(590,824)	(165,986)
Capital expenditure on intangible assets	(13,050)	-
Proceeds from disposal of vehicles	28,579	7,157
Short-term investments made	-	(1,785,057)
Short-term investments redeemed	-	1,523,547
Dividend income received	-	7,813
Net cash used in investing activities	(575,295)	(412,526)
CASH FLOWS FROM FINANCING ACTIVITIES		
Repayment of long-term financing	(99,559)	(89,921)
Short term financing obtained during the period	1,847,845	-
Long term financing obtained during the period	273,779	-
Repayment of lease liabilities	12.1 (159,274)	(101,201)
Dividend paid	-	(179,494)
Net cash generated from / (used in) financing activities	1,862,791	(370,616)
Net increase in cash and cash equivalents	39,237	(78,784)
Cash and cash equivalents at the beginning of the period	185,350	286,376
Cash and cash equivalents at the end of the period	18 224,587	207,592

The annexed notes from 1 to 25 form an integral part of these condensed interim financial statements.


Umair Ali Bhatti
Chief Financial Officer



Syed Abul Fazal Rizvi
Chief Executive Officer


Asad Said Jafar
Director

SHABBIR TILES & CERAMICS LIMITED
CONDENSED INTERIM STATEMENT OF CHANGES IN EQUITY (UN-AUDITED)
FOR THE NINE MONTHS AND QUARTER ENDED MARCH 31, 2026

	Reserves					Total equity
	Capital reserve	Revenue reserves		Total reserves		
	Share premium	General reserve	Unappropriated profit / (Accumulated losses)			
	----- (Rupees in '000) -----					
Balance as at June 30, 2024	1,196,600	449,215	478,000	896,581	1,823,796	3,020,396
Final Dividend @ 15% for the year ended June 30, 2024				(179,490)	(179,490)	(179,490)
Loss after taxation	-	-	-	(133,987)	(133,987)	(133,987)
Other comprehensive income	-	-	-	-	-	-
Total comprehensive loss for the period	-	-	-	(133,987)	(133,987)	(133,987)
Balance as at March 31, 2025	<u>1,196,600</u>	<u>449,215</u>	<u>478,000</u>	<u>583,104</u>	<u>1,510,319</u>	<u>2,706,919</u>
Loss after taxation	-	-	-	(58,144)	(58,144)	(58,144)
Other comprehensive income	-	-	-	-	-	-
Total comprehensive loss for the period	-	-	-	(58,144)	(58,144)	(58,144)
Balance as at June 30, 2025	1,196,600	449,215	478,000	524,960	1,452,175	2,648,775
Loss after taxation	-	-	-	(906,275)	(906,275)	(906,275)
Other comprehensive income	-	-	-	-	-	-
Total comprehensive loss for the period	-	-	-	(906,275)	(906,275)	(906,275)
Balance as at March 31, 2026	<u>1,196,600</u>	<u>449,215</u>	<u>478,000</u>	<u>(381,315)</u>	<u>545,900</u>	<u>1,742,500</u>

The annexed notes from 1 to 25 form an integral part of these condensed interim financial statements.


Umair Ali Bhatti
 Chief Financial Officer


Syed Abul Fazal Rizvi
 Chief Executive Officer


Asad Said Jafar
 Director

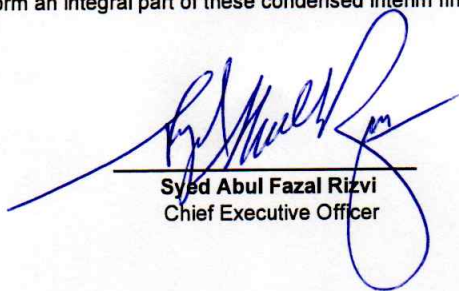
SHABBIR TILES & CERAMICS LIMITED
CONDENSED INTERIM STATEMENT OF COMPREHENSIVE INCOME (UN-AUDITED)
FOR THE NINE MONTHS AND QUARTER ENDED MARCH 31, 2026

	Nine months ended		Quarter ended	
	March 31, 2026	March 31, 2025	March 31, 2026	March 31, 2025
	(Rupees in '000)			
(Loss)/ profit after taxation	(906,275)	(133,987)	(347,757)	18,583
Other comprehensive income	-	-	-	-
Total comprehensive loss for the period	<u>(906,275)</u>	<u>(133,987)</u>	<u>(347,757)</u>	<u>18,583</u>

The annexed notes from 1 to 25 form an integral part of these condensed interim financial statements.



Umair Ali Bhatti
Chief Financial Officer



Syed Abul Fazal Rizvi
Chief Executive Officer



Asad Said Jafar
Director