



**Manufacturers and Exporters of
Halal Gelatine, Di-Calcium Phosphate,
Glue and Allied Products**



Registered Office : 17-G, Gulberg-2, G/Postmall # 3529, Lahore-54660. Phones: +92-42-35756953-54,
Factory Office : 19th K.M., Shahrah-e-Pakistan, Kala Shah Kaku (Distt. Sheikhpura) Phones: +92-42-37950018-37950179
E-mail: info@leinerpakgelatine.com. Website: www.leinerpakgelatine.com

PSX/04/26/ 5425

April 30, 2026

The General Manager,
Pakistan Stock Exchange Ltd.,
Stock Exchange Building,
Stock Exchange Road,
KARACHI-74000.

**Sub:- FINANCIAL RESULTS FOR THE
3RD QUARTER ENDED 31-03-2026.**

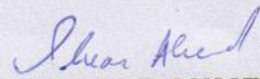
Dear Sir,

We have to inform you that the **Board of Directors** of our Company in their meeting held on Thursday, the 30th April, 2026 at 09:30 A.M. approved the attached Financial Results (ANNEXURE-I, II, III, IV and V) of the Company for the 3rd quarter ended 31-03-2026.

No any announcement/recommendations regarding **Dividend, Bonus Shares, Right Shares** or any other entitlement to the shareholders of the Company has been made.

Thanking you,

Yours faithfully,
For Leiner Pak Gelatine Limited


**(ABRAR AHMED KHWAJA)
COMPANY SECRETARY**

Encl: a/a

ANNEXURE - I

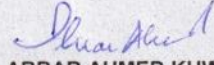
LEINER PAK GELATINE LIMITED**CONDENSED INTERIM STATEMENT OF FINANCIAL POSITION**


AS AT MARCH 31, 2026

	(Un-audited) March 31, 2026	(Audited) June 30, 2025
 Rupees in thousand.....	
EQUITY AND LIABILITIES		
Share capital and reserves		
Share capital	75,000	75,000
Revenue Reserve:		
Unappropriated profit	179,141	174,022
Capital Reserve:		
Surplus on revaluation of property, plant and equipment	780,709	780,709
Sponsor's Loan - Related Party	82,500	82,500
	<u>1,117,350</u>	<u>1,112,231</u>
Non-current liabilities		
Deferred taxation	-	3,946
Lease liabilities	5,081	2,234
	5,081	6,180
Current liabilities		
Trade and other payables	977,167	643,052
Unclaimed dividend	771	771
Mark-up accrued	9,950	10,447
Short term borrowings	456,486	415,171
Current portion of lease liabilities	8,442	4,653
	<u>1,452,816</u>	<u>1,074,094</u>
Contingencies and commitments	-	-
	<u>2,575,247</u>	<u>2,192,505</u>
ASSETS		
Non-current assets		
Property, plant and equipment	994,067	979,567
Intangible assets	-	-
Long term deposits	3,105	1,561
	<u>997,172</u>	<u>981,128</u>
Current assets		
Stores, spare parts and loose tools	25,936	24,351
Stock-in-trade	1,141,816	906,470
Trade debts	52,499	138,978
Advances	245,870	62,395
Trade deposits and short term prepayments	2,431	3,245
Other receivables	6,701	8,602
Advance income tax-net	79,629	56,899
Cash and bank balances	23,193	10,437
	<u>1,578,075</u>	<u>1,211,377</u>
	<u>2,575,247</u>	<u>2,192,505</u>

LAHORE
DATE: April 30, 2026


KH. IMTIAZ AHMED
Chief Executive Officer
& Managing Director



ABRAR AHMED KHWAJA
Director

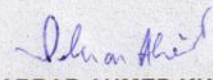

MUHAMMAD JAVED
Chief Financial Officer

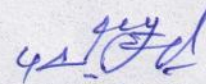
LEINER PAK GELATINE LIMITED**CONDENSED INTERIM STATEMENT OF PROFIT OR LOSS (UN-AUDITED)
FOR THE NINE MONTHS PERIOD ENDED MARCH 31, 2026**

	Nine months period ended		Quarter ended	
	March 31, 2026	March 31, 2025	March 31, 2026	March 31, 2025
Rupees in thousand....	Rupees in thousand....	
Sales-net	1,035,747	1,028,323	375,236	392,312
Cost of sales	869,039	835,718	308,783	336,394
Gross profit	166,708	192,605	66,453	55,918
Other income	15	6,805	-	(187)
	166,723	199,410	66,453	55,731
Distribution cost	25,477	45,400	14,240	15,407
Administrative expenses	83,078	73,565	31,669	20,977
Other operating expenses	1,951	2,325	164	-
Finance cost	38,151	57,961	10,646	15,877
Profit before taxation	18,066	20,159	9,734	3,470
Taxation	12,947	8,383	8,461	1,780
Profit after taxation	5,119	11,776	1,273	1,690
Earning per share-basic and diluted (Rupees)	0.68	1.57	0.17	0.23

LAHORE
DATE: April 30, 2026


KH. IMTIAZ AHMED
Chief Executive Officer
& Managing Director



ABRAR AHMED KHWAJA
Director

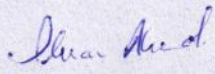

MUHAMMAD JAVED
Chief Financial Officer


LEINER PAK GELATINE LIMITED**CONDENSED INTERIM STATEMENT OF COMPREHENSIVE INCOME (UN-AUDITED)
FOR THE NINE MONTHS PERIOD ENDED MARCH 31, 2026**

	Nine months period ended		Quarter ended	
	March 31, 2026	March 31, 2025	March 31, 2026	March 31, 2025
Rupees in thousand....	Rupees in thousand....	
Profit after taxation	5,119	11,776	1,273	1,690
Other comprehensive income	-	-	-	-
Total comprehensive profit for the period	5,119	11,776	1,273	1,690

LAHORE
DATE: April 30, 2026


KH. IMTIAZ AHMED
Chief Executive Officer
& Managing Director



ABRAR AHMED KHWAJA
Director



MUHAMMAD JAVED
Chief Financial Officer

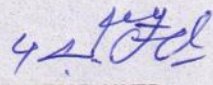
LEINER PAK GELATINE LIMITED**CONDENSED INTERIM STATEMENT OF CHANGES IN EQUITY (UN-AUDITED)
FOR THE NINE MONTHS PERIOD ENDED MARCH 31, 2026**

	Share capital	Reserves		Sponsor's Loan	Total
		Revenue Reserve	Capital Reserve		
	Issued, subscribed and paid up share capital	Un appropriated profit / (accumulated loss)	Surplus on revaluation of property, plant and equipment		
.....Rupees in thousand.....					
Balance as at 01 July 2024	75,000	158,200	565,654	82,500.00	881,354
Total comprehensive profit for the nine months period ended March 31, 2025	-	11,776	-	-	11,776
Balance as at March 31, 2025	75,000	169,976	565,654	82,500.00	893,130
Balance as at 01 July 2025	75,000	174,022	780,709	82,500	1,112,231
Total comprehensive profit for the nine months period ended March 31, 2026	-	5,119	-	-	5,119
Balance as at March 31, 2026	75,000	179,141	780,709	82,500	1,117,350

LAHORE
DATE: April 30, 2026


KH. IMTIAZ AHMED
Chief Executive Officer
& Managing Director


ABRAR AHMED KHWAJA
Director

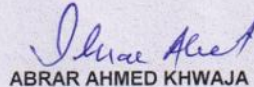

MUHAMMAD JAVED
Chief Financial Officer


LEINER PAK GELATINE LIMITED**CONDENSED INTERIM STATEMENT OF CASH FLOWS (UN-AUDITED)
FOR THE NINE MONTHS PERIOD ENDED MARCH 31, 2026**

	<u>Nine months period ended</u> March 31, 2026	<u>Nine months period ended</u> March 31, 2025
Rupees in thousand.....	
CASH FLOW FROM OPERATING ACTIVITIES		
Profit before taxation	18,066	20,159
Adjustments for:		
Depreciation	16,925	15,642
Provision for employee retirement benefits	2,937	2,981
Finance cost	38,151	57,961
Gain on disposal of operating fixed asset	-	-
Provision for Workers' Profit Participation Fund	520	1,079
Provision for Workers' Welfare Fund	-	-
	<u>58,533</u>	<u>77,663</u>
Operating profit before changes in working capital	76,599	97,822
Changes in working capital		
(Increase) / decrease in current assets:		
Stores, spare parts and loose tools	(1,585)	(7,749)
Stock-in-trade	(235,346)	(129,116)
Trade debts	86,479	(13,669)
Advances	(183,475)	(106,410)
Trade deposits and short-term prepayments	814	(455)
Other receivables	23	(66)
Increase / (decrease) in current liabilities		
Trade and other payables	332,297	219,301
Cash generated from operations	<u>75,806</u>	<u>59,658</u>
Finance cost paid	(38,648)	(64,489)
Payments to provident fund	(2,896)	(3,094)
Taxes paid	(39,623)	(37,517)
Sales tax refund/payments	1,878	(11,290)
Workers Profit Participation Fund	1,257	(477)
Workers' Welfare Fund paid	-	-
Net cash generated in operating activities	<u>(2,226)</u>	<u>(57,209)</u>
CASH FLOW FROM INVESTING ACTIVITIES		
Additions to property, plant and equipment	(20,673)	(4,462)
Right of use of asset	(10,752)	-
Proceeds from disposal of property, plant and equipment	-	-
Decrease/(Increase) in long term deposits	(1,544)	-
Net cash (used in) investing activities	<u>(32,969)</u>	<u>(4,462)</u>
CASH FLOW FROM FINANCING ACTIVITIES		
Long term finance	-	-
Repayment of lease liabilities	6,636	(4,756)
Short-term borrowings-obtained/(repaid)-net	41,315	57,105
Net cash (used in) from financing activities	<u>47,951</u>	<u>52,349</u>
Net (decrease)/increase in cash and cash equivalents	<u>12,756</u>	<u>(9,322)</u>
Cash and cash equivalents at the beginning of the period	<u>10,437</u>	<u>9,830</u>
Cash and cash equivalents at the end of the period	<u>23,193</u>	<u>508</u>

LAHORE
DATE: April 30, 2026


KH. IMTIAZ AHMED
Chief Executive Officer
& Managing Director


ABRAR AHMED KHWAJA
Director


MUHAMMAD JAVED
Chief Financial Officer