



AHL/CS/4039/2026
April 30, 2026

The General Manager
Pakistan Stock Exchange Limited
Stock Exchange Building
Stock Exchange Road
Karachi.

Subject: **FINANCIAL RESULTS FOR THE YEAR ENDED MARCH 31, 2026**

Dear Sir,

We hereby inform that the Board of Directors of our Company, in its meeting held on Thursday, April 30, 2026, at 11:00 a.m. at 2nd floor Federation House, Shahra-e-Firdousi, Clifton, Karachi, has approved the financial statements of the Company for the year ended March 31, 2026, and has recommended the following:

CASH DIVIDEND

A final cash dividend for the year ended March 31, 2026, at Rs. 56 per share i.e. 560%. This is in addition to interim dividend already paid at Rs. 46 per share i.e. 460%. The total cash dividend for the year ended March 31, 2026, is Rs. 102 per share i.e. 1020%.

BONUS SHARES

No bonus shares were recommended for the year ended March 31, 2026.

RIGHT SHARES

No right shares were recommended for issue for the year ended March 31, 2026.

The audited condensed financial statements of the Company for the year ended March 31, 2026, are appended here as Annexures A – D.

The Annual General Meeting of the Company will be held on Monday, June 29, 2026, at 10:00 A.M. at the Avari Hotel, Mall Road, Lahore.

The above entitlement will be paid to the Shareholders whose names will appear in the Register of Members on June 15, 2026.

The Share Transfer Books of the Company will be closed from June 16, 2026, to June 29, 2026 (both days inclusive). Transfers received at the registered office 1-Mcleod Road, Lahore/ Share registrar M/s. Hameed Majeed Associates (Pvt.) Limited, H.M. House, 7 Bank Square, Shahrah-e-Quaid-e-Azam, Lahore at the close of the business on June 15, 2026, will be treated in time for the purpose of above entitlement to the transferee.

The Annual Report of the Company will be transmitted through PUCARS at least 21 days before holding of Annual General Meeting.

Thanking you,

For Atlas Honda Limited

Maheen



Maheen Fatima
Company Secretary

Atlas Honda Limited


Head Office: F-36, Estate Avenue, S.I.T.E., Karachi. **UAN:** 111-111-245, **Ph:** (92-21) 32575561-65, 32555561-5, **Fax:** (92-21) 32563758
Sheikhupura Plant: 26-27 Km, Lahore-Sheikhupura Road, Sheikhupura. **Ph:** (92-56) 3406501-08, 3406007-8, 3406016, **Fax:** (92-56) 3406009
Lahore Office: 01 Mcleod Road, Lahore-5400. **UAN:** (92-42) 111-111-245, **Ph:** (92-42) 37225015-17, 37233515-17, **Fax:** (92-42) 37351119
Faisalabad Office: 1st Floor, Meezan Executive Tower, 4-Liaquat Road, Faisalabad. **Ph:** (92-41) 2541011-15, **Fax:** (92-41) 2541017
Multan Office: Azmat Wasti Road, Multan. **UAN:** (92-61) 111-112-411, **Ph:** (92-61) 4571989, 4540054, 4570431-4, **Fax:** (92-61) 4541690
Islamabad Office: Islamabad Corporate Center, Plot # 784/785, Gohra Road, Islamabad. **Ph:** (92-51) 5495921-7, **Fax:** (92-51) 5495928
Hyderabad Office: Dawood Center, 2nd Floor, Auto Bahan Road, Latifabad, Hyderabad. **Ph:** (92-22) 3411361-9, **Fax:** (92-22) 3411370

Rahimyar Khan Office: Makhdoom Altaf Road, West Sadiq Canal Bank, Near City School, Rahim Yar Khan. **Ph:** (068) 5883415-19, 5888418-20, **Fax:** (068) 5883414

ATLAS HONDA LIMITED
STATEMENT OF FINANCIAL POSITION
AS AT MARCH 31, 2026


ANNEXURE - A

	2026	2025
	---- Rupees in '000 ----	
ASSETS		
Non current assets		
Property, plant and equipment	13,697,870	12,629,323
Intangible assets	20,585	23,959
Long term investments	456,204	400,519
Long term loans	122,653	119,841
Long term deposits	43,726	43,887
	14,341,038	13,217,529
Current assets		
Stores, spares and loose tools	1,316,616	993,123
Stock-in-trade	11,695,941	8,369,639
Trade debts	2,881,796	2,506,086
Loans and advances	104,919	102,015
Trade deposits and prepayments	397,541	290,415
Accrued mark-up / interest	69,536	1,063,361
Other receivables including sales tax refundable	534,966	650,643
Taxation - net	3,488,848	811
Short term investments	31,400,849	30,048,664
Bank balances	39,282,991	30,099,343
	91,174,003	74,124,100
	105,515,041	87,341,629



Chief Executive Officer






Chief Financial Officer


**ATLAS HONDA LIMITED
STATEMENT OF FINANCIAL POSITION
AS AT MARCH 31, 2026**

ANNEXURE - A

	2026	2025
	---- Rupees in '000 ----	
EQUITY AND LIABILITIES		
Equity		
Share capital	1,240,879	1,240,879
Reserves	45,273,227	35,121,659
	46,514,106	36,362,538
Liabilities		
Non current liabilities		
Lease liabilities	375,072	355,322
Staff retirement benefits	897,523	743,615
Deferred taxation	1,381,928	927,367
	2,654,523	2,026,304
Current liabilities		
Trade and other payables	56,006,308	48,697,061
Unclaimed dividend	261,913	203,441
Current portion of lease liabilities	78,191	52,285
	56,346,412	48,952,787
	59,000,935	50,979,091
Contingencies and commitments	105,515,041	87,341,629



Chief Executive Officer



Chief Financial Officer



ATLAS HONDA LIMITED
STATEMENT OF PROFIT OR LOSS
AND OTHER COMPREHENSIVE INCOME
FOR THE YEAR ENDED MARCH 31, 2026

ANNEXURE - B

	2026	2025
	--- Rupees in '000 ---	
Sales	273,926,855	203,894,438
Cost of sales	(237,682,305)	(181,714,342)
Gross profit	36,244,550	22,180,096
Sales and marketing expenses	(5,181,268)	(4,408,844)
Administrative expenses	(1,509,201)	(1,306,075)
Other income	6,892,836	9,192,365
Other operating expenses	(1,907,415)	(1,245,028)
Share of net profit of an Associate	72,405	54,638
Operating profit	34,611,907	24,467,152
Finance costs	(167,142)	(125,485)
Profit before levies and income tax	34,444,765	24,341,667
Minimum tax differential	(11,150)	(19,281)
Final taxes	(28,465)	(274,153)
Profit before income tax	34,405,150	24,048,233
Income tax		
Current tax - for the year	(12,506,352)	(8,382,988)
- for the prior year	(292,354)	(387,453)
Deferred tax - for the year	(485,986)	(26,177)
	(13,284,692)	(8,796,618)
Profit for the year	21,120,458	15,251,615
Other comprehensive (loss) / income:		
Items that will not be reclassified to profit or loss		
Re-measurements of staff retirement benefit obligation	(80,577)	60,338
Income tax relating to the re-measurements	31,425	(23,532)
Other comprehensive (loss) / income for the year - net of tax	(49,152)	36,806
Total comprehensive income for the year	21,071,306	15,288,421
	----- Rupees -----	
Earnings per share - basic and diluted	170.21	122.91

Sandeep Singh

Chief Executive Officer




D. J. Chahal

Chief Financial Officer

ATLAS HONDA LIMITED
STATEMENT OF CASH FLOWS
FOR THE YEAR ENDED MARCH 31, 2026


ANNEXURE - C

	2026	2025
	--- Rupees in '000 ---	
CASH FLOWS FROM OPERATING ACTIVITIES		
Cash generated from operations	37,685,231	27,115,087
Income taxes paid	(16,326,358)	(10,302,376)
Contribution made to gratuity funds	(538,182)	(78,542)
Compensated absences paid	(120,356)	(33,008)
Mark-up / interest received	2,044,846	264,786
Workers' profit participation fund paid	(665,097)	(384,717)
Workers' welfare fund paid	(464,053)	(267,691)
Long term loans and advances - net	(2,812)	(13,310)
Long term deposits - net	(5)	(2,215)
Net cash generated from operating activities	21,613,214	16,298,014
CASH FLOWS FROM INVESTING ACTIVITIES		
Payments for property, plant and equipment	(3,102,985)	(1,919,954)
Proceeds from sale of property, plant and equipment	196,265	104,859
Payments for intangible assets	(13,164)	(28,457)
Payments for investments	(28,725,349)	(31,897,212)
Proceeds from sale of investments	30,203,920	18,081,513
Dividend received	29,990	1,609,279
Net cash used in investing activities	(1,411,323)	(14,049,972)
CASH FLOW FROM FINANCING ACTIVITIES		
Lease rentals paid	(156,977)	(130,261)
Dividend paid	(10,861,266)	(8,388,044)
Net cash used in financing activities	(11,018,243)	(8,518,305)
Net increase / (decrease) in cash and cash equivalents	9,183,648	(6,270,263)
Cash and cash equivalents at beginning of the year	30,099,343	36,369,606
Cash and cash equivalents at end of the year	39,282,991	30,099,343



Chief Executive Officer





Chief Financial Officer

ATLAS HONDA LIMITED
STATEMENT OF CHANGES IN EQUITY
FOR THE YEAR ENDED MARCH 31, 2026

ANNEXURE - D

	Capital reserves			Revenue reserves		Total
	Share capital	Share premium	Gain on sale of land	General reserve	Unappropriated profit	
	----- Rupees in '000 -----					
Balance as at April 1, 2024	1,240,879	39,953	165	9,492,000	17,994,572	28,767,569
Transactions with owners in their capacity as owners						
Final dividend for the year ended March 31, 2024 at the rate of Rs.30 per share	-	-	-	-	(3,722,638)	(3,722,638)
Interim dividend for the half year ended September 30, 2024 at the rate of Rs.32 per share	-	-	-	-	(3,970,814)	(3,970,814)
Total comprehensive income for the year ended March 31, 2025						
Profit for the year	-	-	-	-	15,251,615	15,251,615
Other comprehensive income	-	-	-	-	36,806	36,806
	-	-	-	-	15,288,421	15,288,421
Balance as at March 31, 2025	1,240,879	39,953	165	9,492,000	25,589,541	36,362,538
Transactions with owners in their capacity as owners						
Final dividend for the year ended March 31, 2025 at the rate of Rs.42 per share	-	-	-	-	(5,211,693)	(5,211,693)
Interim dividend for the half year ended September 30, 2025 at the rate of Rs.46 per share	-	-	-	-	(5,708,045)	(5,708,045)
Total comprehensive income for the year ended March 31, 2026						
Profit for the year	-	-	-	-	21,120,458	21,120,458
Other comprehensive loss	-	-	-	-	(49,152)	(49,152)
	-	-	-	-	21,071,306	21,071,306
Balance as at March 31, 2026	1,240,879	39,953	165	9,492,000	35,741,109	46,514,106

Sant Singh

Chief Executive Officer



D. J. Khan

Chief Financial Officer