



# FAZAL CLOTH MILLS LIMITED

Ref:- FCML/26/CAD/016

Dated:- April 30, 2026

The General Manager  
Pakistan Stock Exchange Limited  
Stock Exchange Building, Stock Exchange Road-Karachi.

**SUBJECT: FINANCIAL RESULTS FOR THE 3<sup>RD</sup> QUARTER ENDED MARCH 31, 2026**

We have to inform you that the Board of Directors of Fazal Cloth Mills Limited in its meeting held on Thursday, April 30, 2026 at 11:00 am at Multan/via ZOOM, recommended the following:

- |   |      |
|---|------|
| a) CASH DIVIDEND:                           | NIL  |
| b) BONUS SHARES:                            | NIL  |
| c) RIGHT SHARES:                            | NIL  |
| d) ANY OTHER ENTITLEMENT/ CORPROATE ACTION: | None |
| e) ANY OTHER PRICE SENSITIVE INFORMATION:   | None |
- The financial results of the Company along with statement of financial position, statement of changes in equity and statement of cash flows are attached herewith as **annexure A**.
  - The 3<sup>rd</sup> Quarterly Report of the Company for the period ended March 31, 2026 will be transmitted through PUCARS separately, within the specified time and shall also be made available on the Company's website.

You may please inform the TRE Certificate Holders of the Exchange accordingly.

Yours sincerely

For and on behalf of Fazal Cloth Mills Ltd

*Basharat Hashmi*



Basharat Hashmi  
(Company Secretary)

Head Office: 59/3, Abdali Road, Multan.

Ph: +92 061 4579001-10, Fax: +92-061-4541832

E-mail: [info@fazalcloth.com](mailto:info@fazalcloth.com), Website: [www.fazalcloth.com](http://www.fazalcloth.com)

Registered Office: 69/7, Abid Majeed Road, Survey # 248/7, Lahore Cantt, Ph: +92 042-36684909

Fazal Cloth Mills Limited  
Condensed Interim Statement of Financial Position  
As at 31 March 2026

		(Un-audited) 31 March 2026 Rupees	(Audited) 30 June 2025 Rupees
<b>Assets</b>			
<u>Non-current assets</u>			
Property, plant and equipment	4	53,429,553,716	52,167,363,593
Long term investments	5	11,771,955,048	10,248,129,438
Long term loans and advances	6	-	-
Long term deposits		<u>25,733,193</u>	<u>25,733,193</u>
		<u>65,227,241,957</u>	<u>62,441,226,224</u>
<u>Current assets</u>			
Stores, spares and loose tools		2,284,766,288	2,310,844,034
Stock-in-trade	7	29,950,910,001	33,661,545,599
Trade debts	8	15,617,788,265	12,266,998,305
Loans and advances		175,129,983	324,107,024
Deposits, prepayments and other receivable		696,438,951	642,810,677
Mark-up accrued		20,945,113	19,085,522
Short term investment	9	756,432,000	608,389,200
Sales tax refundable and adjustable		891,662,444	2,056,456,838
Cash and bank balances	10	1,936,735,783	1,122,291,188
		<u>52,330,808,828</u>	<u>53,012,528,387</u>
<b>Total assets</b>		<u>117,558,050,785</u>	<u>115,453,754,611</u>
<b>Equity and liabilities</b>			
<u>Share capital and reserves</u>			
Authorized share capital		1,700,000,000	1,700,000,000
Issued, subscribed and paid-up capital		300,000,000	300,000,000
Others capital reserves		21,140,388,775	19,616,563,165
Revaluation surplus on property, plant and equipment		17,532,671,913	17,970,136,770
Unappropriated profits - revenue reserve		9,841,896,154	9,048,716,202
		<u>48,814,956,842</u>	<u>46,935,416,137</u>
<u>Non-current liabilities</u>			
Long term financing - secured	11	12,596,894,695	11,168,050,617
Long term musharika - secured	12	10,649,874,035	7,956,146,606
Lease liability - unsecured		61,683,981	66,442,445
Deferred liabilities:			
- Staff retirement benefit		655,890,801	604,292,806
- Deferred taxation		9,346,392,500	9,501,841,903
		<u>33,310,736,012</u>	<u>29,296,774,377</u>
<u>Current liabilities</u>			
Current portion of non-current liabilities	13	5,229,681,896	4,311,481,264
Short term borrowings - secured		20,840,653,788	23,537,764,673
Contract liabilities		1,450,053,469	1,294,316,323
Trade and other payables	14	6,912,051,612	8,996,266,832
Unclaimed dividend		21,977,192	21,977,192
Accrued mark-up		977,939,975	882,273,218
Provision for taxation - net		-	177,484,595
		<u>35,432,357,932</u>	<u>39,221,564,097</u>
<b>Contingencies and commitments</b>	15	<u>117,558,050,785</u>	<u>115,453,754,611</u>

The annexed notes form an integral part of these financial statements.





Chief Executive Officer                      Director                      Chief Financial Officer

Fazal Cloth Mills Limited  
 Condensed Interim Statement of Profit or Loss (Un-Audited)  
 For the nine months and quarter ended 31 March 2026


	Nine months ended		Quarter ended		
	31 March 2026 Rupees	31 March 2025 Rupees	31 March 2026 Rupees	31 March 2025 Rupees	
Revenue from contracts with customers - net	16	71,600,651,715	69,028,047,768	24,046,954,214	22,038,208,046
Cost of sales	17	(65,879,751,470)	(63,161,120,412)	(21,819,528,111)	(20,253,078,636)
<b>Gross profit</b>		<b>5,720,900,245</b>	<b>5,866,927,356</b>	<b>2,227,426,103</b>	<b>1,785,129,410</b>
Selling and distribution expenses		(377,474,385)	(366,416,009)	(159,940,908)	(161,623,036)
Administrative expenses		(692,334,791)	(668,266,026)	(213,913,607)	(229,163,069)
Other expenses		(215,225,409)	(127,243,282)	(19,965,926)	(56,248,654)
		(1,285,034,585)	(1,161,925,317)	(393,820,441)	(447,034,759)
Other income		683,488,146	793,893,095	47,761,082	358,120,095
<b>Profit from operations</b>		<b>5,119,353,806</b>	<b>5,498,895,134</b>	<b>1,881,366,744</b>	<b>1,696,214,746</b>
Finance cost	18	(3,887,463,397)	(3,949,447,409)	(1,296,119,803)	(1,210,699,435)
<b>Profit before levies and income tax</b>		<b>1,231,890,409</b>	<b>1,549,447,725</b>	<b>585,246,941</b>	<b>485,515,311</b>
Levies		(1,031,624,717)	(959,307,022)	(432,820,631)	(369,459,010)
<b>Profit before income tax</b>		<b>200,265,692</b>	<b>590,140,703</b>	<b>152,426,310</b>	<b>116,056,301</b>
Income tax		155,449,403	(207,807,617)	(10,701,102)	(78,170,326)
<b>Profit after taxation</b>		<b>355,715,095</b>	<b>382,333,086</b>	<b>141,725,208</b>	<b>37,885,975</b>
Earnings per share - basic and diluted	19	11.86	12.74	4.72	1.26

  
 Chief Executive Officer



  
 Director




  
 Chief Financial Officer





Fazal Cloth Mills Limited  
 Condensed Interim Statement of Comprehensive Income (Un-Audited)  
 For the nine months and quarter ended 31 March 2026

	<u>Nine months ended</u>		<u>Quarter ended</u>	
	<u>31 March</u> <u>2026</u> <u>Rupees</u>	<u>31 March</u> <u>2025</u> <u>Rupees</u>	<u>31 March</u> <u>2026</u> <u>Rupees</u>	<u>31 March</u> <u>2025</u> <u>Rupees</u>
<b>Profit after taxation</b>	<b>355,715,095</b>	<b>382,333,086</b>	<b>141,725,208</b>	<b>37,885,975</b>
<b><u>Other comprehensive income - net of tax</u></b>				
<i>Items that will never be reclassified to statement of profit or loss:</i>				
- Net change in fair value of financial assets at FVOCI	<b>1,523,825,610</b>	<b>2,173,294,070</b>	<b>(1,764,462,808)</b>	<b>493,873,203</b>
<b>Total comprehensive income / (loss) for the period</b>	<b><u>1,879,540,705</u></b>	<b><u>2,555,627,156</u></b>	<b><u>(1,622,737,600)</u></b>	<b><u>531,759,178</u></b>

The annexed notes form an integral part of these financial statements.

  
 Chief Executive Officer

  
 Director

  
 Chief Financial Officer


Fazal Cloth Mills Limited  
Condensed Interim Statement of Changes In Equity (Un-Audited)  
For the nine months and quarter ended 31 March 2026

	Share capital	Share premium	Capital reserves			Sub - total	Revenue reserve		Total
			Capital redemption reserve	Fair value reserve - net of tax	Capital reserve against capacity expansion		Revaluation surplus on property, plant and equipment	Un-appropriated profits	
----- Rupees -----									
Balance as at 30 June 2024	300,000,000	77,616,000	175,000,000	1,756,765,395	-	18,554,848,169	20,864,229,564	23,457,160,434	44,321,389,998
<b>Total comprehensive income for the period:</b>									
Profit for nine months ended 31 March 2025	-	-	-	-	-	-	-	382,333,086	382,333,086
Other comprehensive income for nine months ended 31 March 2025	-	-	-	2,173,294,070	-	-	2,173,294,070	-	2,173,294,070
	-	-	-	2,173,294,070	-	-	2,173,294,070	382,333,086	2,555,627,156
Surplus transferred to un-appropriated profit on account of incremental depreciation charged during the period - net of tax	-	-	-	-	-	(418,238,436)	(418,238,436)	418,238,436	-
Transfer from surplus on revaluation of fixed assets on disposal - net of tax	-	-	-	-	-	(27,214,292)	(27,214,292)	27,214,292	-
Capital reserve against capacity expansion not available for distribution	-	-	-	-	15,000,000,000	-	15,000,000,000	(15,000,000,000)	-
Balance as at 31 March 2025	300,000,000	77,616,000	175,000,000	3,930,059,465	15,000,000,000	18,109,395,441	37,592,070,906	9,284,946,248	46,877,017,154
<b>Total comprehensive income for the period:</b>									
Loss for three months ended 30 June 2025	-	-	-	-	-	-	-	(265,195,627)	(265,195,627)
Other comprehensive (loss)/ income for three months ended 30 June 2025	-	-	-	433,887,700	-	-	433,887,700	(110,293,090)	323,594,610
	-	-	-	433,887,700	-	-	433,887,700	(375,488,717)	58,398,983
Surplus transferred to un-appropriated profit on account of incremental depreciation charged during the period - net of tax	-	-	-	-	-	(139,258,671)	(139,258,671)	139,258,671	-
Transfer from surplus on revaluation of fixed assets on disposal - net of tax	-	-	-	-	-	-	-	-	-
Capital reserve against capacity expansion not available for distribution	-	-	-	-	-	-	-	-	-
Balance as at 30 June 2025	300,000,000	77,616,000	175,000,000	4,363,947,165	15,000,000,000	17,970,136,770	37,886,699,935	9,048,716,202	46,935,416,137
Balance as at 30 June 2025	300,000,000	77,616,000	175,000,000	4,363,947,165	15,000,000,000	17,970,136,770	37,886,699,935	9,048,716,202	46,935,416,137
<b>Total comprehensive income for the period:</b>									
Profit for nine months ended 31 March 2026	-	-	-	-	-	-	-	355,715,095	355,715,095
Other comprehensive income for nine months ended 31 March 2026	-	-	-	1,523,825,610	-	-	1,523,825,610	-	1,523,825,610
	-	-	-	1,523,825,610	-	-	1,523,825,610	355,715,095	1,879,540,705
Surplus transferred to un-appropriated profit on account of incremental depreciation charged during the period - net of tax	-	-	-	-	-	(395,276,519)	(395,276,519)	395,276,519	-
Transfer from surplus on revaluation of fixed assets on disposal - net of tax	-	-	-	-	-	(42,188,338)	(42,188,338)	42,188,338	-
Balance as at 31 March 2026	300,000,000	77,616,000	175,000,000	5,887,772,775	15,000,000,000	17,532,671,913	38,973,060,688	9,841,896,154	48,814,956,842

The annexed notes form an integral part of these financial statements.

  
Chief Executive Officer


  
Director

  
Chief Financial Officer


Fazal Cloth Mills Limited  
Condensed Interim Statement of Cash Flows (Un-Audited)  
For the nine months ended 31 March 2026

	<u>Nine months ended</u>	
	<u>31 March</u>	<u>31 March</u>
	<u>2026</u>	<u>2025</u>
	<u>Rupees</u>	<u>Rupees</u>
<b><u>Cash flows from operating activities</u></b>		
Profit before taxation	1,231,890,409	1,549,447,725
<b>Adjustments for:</b>		
Depreciation on property, plant and equipment	1,677,855,158	1,713,794,397
Unrealized gain on re-measurement of short term investment	(148,042,800)	(211,140,000)
Reversal of loss allowance against trade debts	(152,178)	(48,625,189)
Provision for gratuity	233,364,744	236,495,502
Provision for infrastructure cess	557,044,328	615,823,194
Provision for workers' profit participation fund	35,968,185	1,214,500
Provision for workers' welfare fund	15,568,758	17,506,587
Loss on disposal of property, plant and equipment	91,872,817	37,109,951
Dividend income	(414,684,187)	(483,798,217)
Loss allowance on interest income for the period	2,430,768	3,490,759
Finance income	(79,501,095)	(23,786,711)
Finance cost	3,887,463,397	3,949,447,409
<b>Cash generated from operations before working capital changes</b>	<b>7,091,078,304</b>	<b>7,356,979,907</b>
<b><u>Effect on cash flows due to working capital changes</u></b>		
<b>(Increase) / decrease in current assets:</b>		
Stores, spares and loose tools	26,077,746	(398,942,809)
Stock-in-trade	3,710,635,598	(12,875,222,364)
Trade debts	(3,350,637,782)	(53,632,771)
Loans and advances	148,977,041	(101,748,849)
Deposits, prepayments and other receivables	119,156,804	(53,809,073)
	654,209,407	(13,483,355,866)
<b>Increase / (decrease) in current liabilities:</b>		
Trade and other payables	(2,692,796,491)	2,836,674,157
Contract liability	155,737,145	149,293,788
<b>Cash generated from / (used in) operations</b>	<b>5,208,228,365</b>	<b>(3,140,408,014)</b>
Gratuity paid to employees	(181,766,749)	(200,958,628)
Taxes paid - net	(44,314,917)	(3,248,741,014)
	(226,081,666)	(3,449,699,642)
<b>Net cash generated from / (used in) operating activities</b>	<b>4,982,146,699</b>	<b>(6,590,107,656)</b>
<b><u>Cash flows from investing activities</u></b>		
Fixed capital expenditure	(3,055,218,966)	(1,583,161,231)
Proceeds from sale of property, plant and equipment	23,300,868	36,279,531
Long term deposits	-	84,907,100
Finance income received	75,210,736	12,066,319
Dividend received from associated company	241,899,109	190,063,585
<b>Net cash used in investing activities</b>	<b>(2,714,808,253)</b>	<b>(1,259,844,696)</b>
<b><u>Cash flows from financing activities</u></b>		
Long term financing obtained	4,139,975,346	2,373,046,855
Long term financing repaid	(2,279,404,441)	(2,302,466,163)
Long term musharika obtained	3,758,415,000	5,480,314,859
Long term musharika repaid	(579,855,367)	(617,355,368)
Short term borrowings - net	(1,517,923,868)	5,547,711,792
Lease rentals paid	(10,610,766)	(9,646,149)
Finance cost paid - net	(3,784,302,738)	(4,379,404,924)
Dividend paid	-	(25,788)
<b>Net cash (used in) / generated from financing activities</b>	<b>(273,706,834)</b>	<b>6,092,175,114</b>
<b>Net increase / (decrease) in cash and cash equivalents</b>	<b>1,993,631,612</b>	<b>(1,757,777,238)</b>
<b>Cash and cash equivalents at beginning of the period</b>	<b>(2,095,383,155)</b>	<b>(542,880,740)</b>
<b>Cash and cash equivalents at end of the period</b>	<b>(101,751,543)</b>	<b>(2,300,657,978)</b>
<b>Cash and cash equivalents at period end comprises of:</b>		
Cash and bank balances	1,936,735,783	685,900,040
Running finance / running musharika	(2,038,487,326)	(2,986,558,018)
	<b>(101,751,543)</b>	<b>(2,300,657,978)</b>

The annexed notes form an integral part of these financial statements.

  
Chief Executive Officer

  
Director

  
Chief Financial Officer