

QUARTERLY REPORT

CONDENSED INTERNAL FINANCIAL INFORMATION
FOR THE QUARTER ENDED 31ST MARCH 2026





COMPANY INFORMATION

BOARD OF DIRECTORS	Mr. Abdul Aziz Jamal Mr. Husein Aziz Jamal Mr. Abdul Rashid Jamal Ms. Saman Aziz Jamal Mr. Muhammed Ali Rashid Mr. Akhtar Wasim Dar Mr. Malik Muneer	Chairman Chief Executive Officer Non-Executive Director Executive Director Non-Executive Director Independent Director Independent Director
CHIEF FINANCIAL OFFICER	Mr. M. Anwar Kaludi	
COMPANY SECRETARY	Mr. Muhammed Aslam Moten	
BOARD OF AUDIT COMMITTEE	Mr. Akhtar Waim Dar Mr. Abdul Rashid Jamal Mr. Malik Muneer Mr. Mirza Akhtar Shikoh	Chairman Member Member Secretary
HUMAN RESOURCE AND REMUNERATION COMMITTEE	Mr. Akhtar Wasim Dar Mr. Abdul Rashid Jamal Mr. Malik Muneer Mr. Shan ul Haq	Chairman Member Member Secretary
BANKERS	Habib Metropolitan Bank Limited MCB Bank Limited Soneri Bank Limited Dubai Islamic Bank Limited	
AUDITORS	Reanda Haroon Zakaria Amir Salman Riwan & Company Chartered Accountants	
LEGAL ADVISOR	Mr. Liaquat Ali Awan	
REGISTERED & HEAD OFFICE	HT-8, Landhi Industrial & Trading Estate, Landhi, Karachi-75120.	
SHARE REGISTRAR	C & K Management Associates (Pvt) Limited M13, Progressive Plaza Civil Lines Quarter Near PIDC Beamont Road Karachi-75530	
E-Mail	Sales@husein.com	
URL	www.husein.com	



DIRECTORS' REVIEW

The Board of Directors of Husein Industries Limited is pleased to present the Directors' Review Report for the nine-months period ended March 31, 2026. This report has been prepared in accordance with the requirements of the Companies Act, 2017, and provides shareholders and stakeholders with a comprehensive account of the Company's financial results, operational developments, and strategic direction during the period under review.

FINANCIAL PERFORMANCE

The following table summarizes the key financial metrics for the nine-month period ended March 31, 2026, compared to the corresponding period of the prior year:

	March 31, 2026 Rupees	March 31 2025 Rupees
Financial Results		
Revenue	150,084,000	184,277,287
Cost of Sales and expenses	(48,550,940)	(94,505,360)
Gross Profit	101,533,060	89,771,927
Administrative expenses	(31,004,466)	(33,003,993)
Operating profit	70,528,594	56,767,934
Finance cost	(22,800,794)	(36,032,549)
Other charges	(1,974,241)	(820,444)
Other income	2,290,519	1,441,652
Profit before levy and Income tax	48,044,078	21,356,593
Levy	-	(6,047)
Taxation - net	3,613,327	5,437,129
Profit after Income tax	51,657,405	26,787,675
Earning Per Share	4.86	2.52

Net revenue for the nine-month period stood at Rs. 150.084 million, compared to Rs. 184.277 million in the corresponding period of the prior year reflecting an 18.6% decline. Notwithstanding the moderation in top line revenues, gross profit improved significantly to Rs. 101.533 million from Rs. 89.772 million, representing a year on year increase of 13.1%. Gross margin expanded by approximately 19 percentage points to 67.7%, underscoring the improving quality and profitability of the Company's revenue streams. Profit after taxation grew substantially to Rs. 51.657 million, representing an increase of 92.8% from Rs. 26.788 million recorded in the nine months ended March 31, 2025.

Operational Developments A key strategic initiative executed by the Board has been the conversion of one of the Company's underutilized properties into a commercial-cum-residential development. This transformation has successfully unlocked the latent value of a previously non income generating asset and established a sustainable source of recurring rental revenues. The project continues to perform in line with expectations and is expected to remain a meaningful contributor to profitability going forward. The Board is actively evaluating further opportunities to optimize the Company's property portfolio in a manner consistent with value creation for shareholders and long-term capital appreciation.

Future Outlook & Strategic Direction. The Company remains committed to a strategy of value creation through disciplined portfolio management and opportunistic asset development. The Board continues to monitor macroeconomic conditions closely, with particular focus on interest rate dynamics, inflationary trends, and government policy as they affect the real estate and commercial property sector in Pakistan. The Board is cautiously optimistic regarding market conditions and expects continued improvement in rental yields and asset valuations during the remainder of the financial year.

Acknowledgements


On behalf of the Board of Directors, we wish to express our sincere appreciation to all employees of the Company for their continued dedication, professionalism, and commitment to the Company's objectives. Their efforts remain central to the sustained performance reported in this review.

The Board also extends its gratitude to the Company's valued shareholders for their continued confidence and trust in the Board and Management. Your steadfast support, particularly through periods of economic uncertainty is deeply acknowledged and greatly appreciated.

We are further grateful for the constructive engagement and cooperation of all regulatory authorities, government departments, financial institutions, bankers, and business partners whose ongoing support contributes materially to the Company's stability and operational continuity.



Abdul Aziz Jamal
Chairman



Husein Jamal
Chief Executive
Officer

Karachi: April 28, 2026


HUSEIN INDUSTRIES LIMITED
STATEMENT OF FINANCIAL POSITION (UN-AUDITED)
AS AT MARCH 31, 2026

<u>ASSETS</u>	Note	March 31, 2026 (Un-audited)	June 30, 2025 (Audited)
		----- (Rupees) -----	
Non-Current Assets			
Property, plant and equipment	5	669,877,957	689,549,434
Long term investment	7	1,433,106	671,022
Long term deposits		1,316,096	1,316,096
Deferred taxation - net	6	-	-
		672,627,159	691,536,552
Current Assets			
Short term investment		1,817,400	1,697,796
Development property	8	119,895,137	73,734,412
Trade debts		4,999,897	5,843,179
Advance and prepayments		265,935	177,665
Cash and bank balances	9	35,311,001	19,074,646
		162,289,370	100,527,698
		834,916,529	792,064,250
Total Assets			
<u>EQUITY AND LIABILITIES</u>			
Share Capital and Reserves			
Authorized Capital			
15,000,000 Ordinary shares of Rs. 10 each		150,000,000	150,000,000
Share Capital			
Issued, subscribed and paid up capital		106,258,520	106,258,520
Capital Reserves			
Share premium		33,858,000	33,858,000
Surplus on revaluation of property		493,079,043	503,524,811
		526,937,043	537,382,811
Revenue Reserves			
General reserve		292,142,000	292,142,000
Accumulated losses		(921,780,201)	(983,883,374)
		(629,638,201)	(691,741,374)
Shareholder's equity		3,557,362	(48,100,043)
Non-Current Liability			
Deferred tax liability		109,508,919	113,775,500
Current Liabilities			
Trade and other payables		183,505,667	184,175,499
Short term borrowings		255,811,600	272,435,490
Mark-up accrued		209,476,800	194,175,269
Unclaimed dividend		-	303,346
Provision for taxation		73,056,180	75,299,189
		721,850,247	726,388,793
Contingencies and Commitments			
Total Equity and Liabilities		834,916,529	792,064,250

The annexed notes from 1 to 14 form an integral part of these financial statements.


 Chief Executive Officer



 Chief Financial Officer


 Director


HUSEIN INDUSTRIES LIMITED
STATEMENT OF PROFIT OR LOSS AND COMPREHENSIVE INCOME (UN-AUDITED)
FOR THE NINE MONTHLY ACCOUNTS MARCH 31, 2026

	Note	Nine Monthly ended March 31,		Quarter ended March 31,	
		2026	2025	2026	2025
----- (Rupees) -----					
Revenue		150,084,000	184,277,287	49,432,900	49,916,063
Cost of sales and expenses	10	(48,550,940)	(94,505,360)	(11,589,297)	(15,868,749)
Gross profit		101,533,060	89,771,927	37,843,603	34,047,314
Administrative expenses		(31,004,466)	(33,003,993)	(9,135,758)	(10,582,554)
Operating profit		70,528,594	56,767,934	28,707,845	23,464,760
Finance cost		(22,800,794)	(36,032,549)	(7,273,084)	(8,393,625)
Other charges		(1,974,241)	(820,444)	(550,327)	(438,023)
Other income		2,290,519	1,441,652	114,205	420,796
Profit before levy and income tax		48,044,078	21,356,593	20,998,639	15,053,908
Levy		-	(6,047)	-	-
Profit before income tax		48,044,078	21,350,546	20,998,639	15,053,908
Taxation - net	11	3,613,327	5,437,129	768,939	1,225,525
Profit after income tax		51,657,405	26,787,675	21,767,578	16,279,433
Other comprehensive income		-	-	-	-
Total comprehensive income for the period		51,657,405	26,787,675	21,767,578	16,279,433
Earning per share		4.86	2.52	2.05	1.53

The annexed notes from 1 to 14 form an integral part of these financial statements.


 Chief Executive Officer


 Chief Financial Officer


 Director


HUSEIN INDUSTRIES LIMITED
STATEMENT OF CHANGES IN EQUITY (UN-AUDITED)
FOR THE NINE MONTHLY ACCOUNT MARCH 31, 2026

	Ordinary share capital	Reserves				Shareholder's equity	
		Capital		Revenue			
		Share premium	Surplus on revaluation of property	General reserves	Accumulated losses		Total reserves
Balance as at July 01, 2024	106,258,520	33,858,000	518,185,538	292,142,000	(1,026,840,204)	(182,654,666)	(76,396,146)
Profit for the period	-	-	-	-	26,787,675	26,787,675	26,787,675
Other comprehensive income for the period	-	-	-	-	-	-	-
Transferred from surplus on revaluation of property on account of incremental depreciation - net of deferred tax	-	-	(10,995,545)	-	10,995,545	-	-
Total comprehensive income for the period	-	-	(10,995,545)	-	37,783,220	26,787,675	26,787,675
Balance as at March 31, 2025	106,258,520	33,858,000	507,189,993	292,142,000	(989,056,984)	(155,866,991)	(49,608,471)
Balance as at July 01, 2025	106,258,520	33,858,000	503,524,811	292,142,000	(983,883,374)	(154,358,563)	(48,100,043)
Profit for the period	-	-	-	-	51,657,405	51,657,405	51,657,405
Other comprehensive income for the period	-	-	-	-	-	-	-
Transferred from surplus on revaluation of property on account of incremental depreciation - net of deferred tax	-	-	(10,445,768)	-	10,445,768	-	-
Total comprehensive income for the period	-	-	(10,445,768)	-	62,103,173	51,657,405	51,657,405
Balance as at March 31, 2026	106,258,520	33,858,000	493,079,043	292,142,000	(921,780,201)	(102,701,158)	3,557,362

The annexed notes from 1 to 14 form an integral part of these financial statements.


 Chief Executive Officer


 Chief Financial Officer



 Director

HUSEIN INDUSTRIES LIMITED
STATEMENT OF CASH FLOWS (UNAUDITED)
FOR THE NINE MONTHLY ACCOUNTS MARCH 31, 2026

		Nine Monthly ended March 31,	
	Note	2026	2025
		----- (Rupees) -----	
A. CASH FLOW FORM OPERATING ACTIVITIES			
Profit before levy and income tax		48,044,078	21,356,593
Adjustments for:			
Depreciation	5	19,560,036	21,110,655
Interest on gratuity payable		1,333,927	1,807,212
Workers welfare fund		1,323,338	382,421
Remeasurement gain on investment		(920,076)	167,180
Dividend income		(38,388)	(8,226)
Finance cost		22,800,794	36,032,549
Provision for recovery fair rent claim		630,000	-
Loss on disposal of fixed asset		11,326	-
		44,700,957	59,491,791
Cash generated from operations before working capital changes		92,745,035	80,848,384
Changes in working capital			
(Increase) / decrease in current assets			
Development property		(46,160,725)	(36,686,362)
Advance and prepayments		(88,270)	(89,043)
Trade debts		843,282	148,211
		(45,405,713)	(36,627,194)
Increase / (decrease) in current liabilities			
Trade and other payables		(3,176,554)	139,941
Contract liabilities		-	(39,006,708)
		(3,176,554)	(38,866,767)
Net cash generated from / (used in) operations		44,162,768	5,354,423
Taxes paid - net		(2,896,263)	(6,752,281)
Gratuity paid		(622,500)	(343,703)
Financial charges paid		(7,499,263)	(22,970)
Net cash generated from / (used in) operating activities		33,144,742	(1,764,531)
B. CASH FLOW FROM INVESTING ACTIVITIES			
Short term investment		(119,604)	(161,046)
Dividend received		38,338	8,226
Proceeds from disposal of property, plant and equipment		100,115	-
Net cash generated from / (used in) investing activities		18,849	(152,820)
C. CASH FLOW FROM FINANCING ACTIVITIES			
Dividend paid		(303,346)	-
Short term borrowings		(16,623,890)	-
Net cash used in financing activities		(16,927,236)	-
Net increase/ (decrease) in cash and cash equivalents (A+B+C)		16,236,355	(1,917,351)
Cash and cash equivalent at beginning of the period	9	19,074,646	13,964,545
Cash and cash equivalent at end of the period	9	35,311,001	12,047,194

The annexed notes from 1 to 14 form an integral part of these financial statements.


 Chief Executive officer


 Chief Financial Officer


 Director

HUSEIN INDUSTRIES LIMITED
NOTES TO THE FINANCIAL STATEMENTS (UN-AUDITED)
FOR THE NINE MONTHLY ACCOUNTS MARCH 31, 2026

1 NATURE AND STATUS OF BUSINESS

The Company was incorporated in Pakistan on May 25, 1953 as a Public Limited Company under the repealed Companies Act, 1913 (now the Companies Act, 2017) in the name of Husein Textile Mills Limited, which was changed to Husein Industries Limited in 1964 and it is listed on Pakistan Stock Exchange Limited. The registered office of the Company is situated at HT-8, Landhi Industrial Area, Karachi.

The Company has ceased its textile business since the financial year 2014 and the management has developed business diversification strategy to enter into real estate development, construction and allied businesses including residential plots and commercial sites for which necessary approval from the shareholders and the regulator for change in 'object clause' is obtained during the years ended June 30, 2018 and 2019 respectively.

1.1 Going Concern Assumption

During the period, the Company has earned after tax profit amounting to Rs. 51.657 (March 31, 2025: Rs.26.788) million however, its accumulated losses stood at Rs. 921.78 (June 30, 2025: Rs. 983.883) million resulting in negative shareholders equity of Rs. 3.557 (June 30, 2025: Rs. 48.1) million. At reporting date, current liabilities of the Company exceeded the current assets by Rs. 559.561 (June 30, 2025: Rs. 625.861) million.

The above conditions indicate the existence of material uncertainty that may cast significant doubt on the Company's ability to continue as a going concern and therefore it may be unable to realize its assets and discharge its liabilities in the normal course of business.

The management of the Company has taken the following steps / measures including future plans to revive and improve the operational and financial conditions of the Company.

- a) Adoption of business diversification strategy in prior years, as disclosed in note 1 to these financial statements, has already started contributing towards the stability of the Company which is also evident from waiver of banking loans and markup amounting to Rs. 416.103 million in 2021 on prompt payment of restructured liabilities which has also significantly improved the current ratios and eased liquidity issues.
- b) Total financial liability of Rs. 648.794 million includes Rs. 465.288 million payable to directors of the Company who have ensured their strong support, therefore, the management is confident that the remaining liabilities will be repaid in the due course.
- c) Launch of 'Jamal Garden's Residential Project' consisting of residential plots having an area of 23,077 square yards at LT-21, scheme 3, Landhi Industrial Area, Karachi, after obtaining the respective approvals from the regulators, in prior years was a success and it had contributed towards the repayment of previous bank liabilities. Further, the management is still confident about the over all profitability of the residential project.
- d) Launch of 'Jamal Garden's Commercial Project' having an area of 14,933 square yards at LT-21, Scheme 3, Landhi Industrial Area, Karachi in near future will significantly improve the Company's overall financial position and will help the Company towards initiation of new projects.
- e) Income from leased properties, during the period, including textile plant and machinery amounting to Rs. 150.084 million which is considered sufficient by the management to finance Company's future operations.
- f) The Company has strong financial support from its directors and is confident about the viability of the real estate and allied business.

The Board has also approved five year financial projections prepared by the management of the Company covering all factors mentioned above according to which, the Company will have adequate cash inflows which will not only pay off trade and other payables and project development expenditures but also generate additional cash inflows in the form of profits.

Accordingly, these financial statements have been prepared on the going concern basis.

2 BASIS OF PREPARATION

2.1 These financial statements of the Company for the Nine monthly ended March 31, 2026 have been prepared in accordance with the accounting and reporting standards as applicable in Pakistan for financial reporting. The accounting and reporting standards as applicable in Pakistan for financial reporting comprise of:

- International Accounting Standard (IAS) 34, 'Interim Financial Reporting', issued by International Accounting Standard Board (IASB) as notified under the Companies Act, 2017; and
- Provisions of and directives issued under the Companies Act, 2017.

Where the provisions of and directives issued under the Companies Act, 2017 differ with the requirements of IAS 34, the provisions of and directives issued under the Companies Act, 2017 have been followed.

2.2 These financial statements are presented in Pakistani Rupees which is also the Company's functional currency.

2.3 These financial statements are un-audited and are being submitted to the shareholders as required under Section 237 of the Companies Act, 2017. These financial statements do not include all the information and disclosures required in the annual financial statements, and should be read in conjunction with the financial statements of the Company for the year ended June 30, 2025.

3 MATERIAL ACCOUNTING POLICY INFORMATION

The accounting policies and the methods of computation adopted in the preparation of these financial statements are consistent with those applied in the preparation of the annual financial statements for the year ended June 30, 2025.

3.1 Standards, interpretations and amendments to accounting and reporting standards as applicable in Pakistan which are effective in current period

Other than certain amendments updating a reference to the Conceptual Framework and annual improvements made to a number of standards, which have not been enumerated here for brevity, there were no other amendments made which are effective during the current period.

3.2 Amendments to standards and IFRS interpretations that are not yet effective

The following amendments to accounting standards and interpretations are only effective for accounting periods, beginning on or after the date mentioned against each of them. These standards, interpretations and amendments are either not relevant to the Company's operations or are not expected to have significant impact on the Company's financial statements other than certain additional disclosures:

	<i>Effective from accounting period beginning on or after</i>
Amendments to IFRS 7 'Financial Instruments - Disclosures' and IFRS 9 'Financial Instruments': Amendments regarding the classification and measurement of financial instruments.	January 1, 2026
Amendments to IFRS 10 'Consolidated Financial Statements' and IAS 28 'Investments in Associates and Joint Ventures': Sale or contribution of assets between an investor and its associate or joint venture.	Effective from accounting period beginning on or after a date to be determined. Earlier application is permitted.
IFRS 17 - Insurance Contracts	January 1, 2026
IFRS 18 Presentation and Disclosures in Financial Statements (first time applicability)	January 1, 2027
IFRS 19 Subsidiaries without Public Accountability: Disclosures (first time applicability)	January 1, 2027
IFRS S1 - General Requirements for Disclosure of Sustainability-related Financial Information (applicable to listed companies and unlisted Public Interest Companies) (first time applicability)	July 1, 2027
IFRS S2 Climate-related Disclosures (applicable to listed companies and unlisted Public Interest Companies) (first time applicability)	July 1, 2027
Amendments to IAS 21 'The Effects of Changes in Foreign Exchange Rates': Amendments regarding translations to a hyperinflationary presentation currency	January 1, 2027

Certain amendments updating a reference to the Conceptual Framework and annual improvements have also been made to a number of standards, which have not been enumerated here for brevity.

4 ACCOUNTING ESTIMATES, JUDGMENTS

4.1 The preparation of these financial statements in conformity with the approved accounting standards, as applicable in Pakistan, requires the management to make estimates, judgements that affect the application of policies and the reported amount of assets and liabilities and income and expenses. Actual results may differ from these estimates.

4.2 In preparing these financial statements, the significant judgements made by the management in applying the company's accounting policies and areas where assumptions and estimates are significant are same as those applied to the annual financial statements of the company as at and for the year ended June 30, 2025.

	<i>(Un-audited)</i>	<i>(Audited)</i>
	<i>March 31,</i>	<i>June 30,</i>
	<i>2026</i>	<i>2025</i>
	<i>----- (Rupees) -----</i>	
5 PROPERTY, PLANT AND EQUIPMENT		
<i>Operating Fixed Assets</i>		
Opening written down value	689,549,434	717,697,071
Disposal during the period / year	(111,441)	-
Depreciation charge for the period / year	(19,560,036)	(28,147,637)
	<u>669,877,957</u>	<u>689,549,434</u>

5.1 Had there been no revaluation, the written down values of specific classes of property, plant and equipment would have been as follows:

	<i>Net book value as at</i>	
	<i>(Un-audited)</i>	<i>(Audited)</i>
	<i>March 31,</i>	<i>June 30,</i>
	<i>2026</i>	<i>2025</i>
	<i>Note ----- (Rupees) -----</i>	
Free hold land	5,792,000	5,792,000
Building on lease hold land	35,212,853	36,115,747
	<u>41,004,853</u>	<u>41,907,747</u>

6 DEFERRED TAXATION - NET

This comprises of the following: -

Net deferred tax asset not recognized

Deductible temporary differences

Provision for doubtful debts	20,491,400	20,491,400
Effect of unabsorbed tax depreciation	139,015,749	148,609,949
Effect of alternate corporate tax	66,915,675	71,117,918
	<u>226,422,824</u>	<u>240,219,267</u>

Taxable temporary differences

Accelerated tax depreciation	(9,078,454)	(10,778,039)
	<u>217,344,370</u>	<u>229,441,228</u>

Net deferred tax asset not recognized

6.1	<u>(217,344,370)</u>	<u>(229,441,228)</u>
	<u>-</u>	<u>-</u>

Deferred tax liability recognized

Taxable temporary differences

Surplus on revaluation of property	6.2	<u>(109,508,919)</u>	<u>(113,775,500)</u>
------------------------------------	-----	----------------------	----------------------

6.1 Deferred tax asset as at March 31, 2026 to the extent of Rs. 217.344 (June 30, 2025: Rs. 229.441) million has not been recognized because of the inherent uncertainties in forecasts of sufficient taxable profits in foreseeable future against which such benefits can be utilized.

6.2 Deferred tax liability as at March 31, 2026 to the extent of Rs. 109.509 (June 30, 2025: Rs. 113.776) million has been recognized due to surplus on revaluation of building.

	<i>(Un-audited)</i>	<i>(Audited)</i>	
	<i>March 31,</i>	<i>June 30,</i>	
	<i>2026</i>	<i>2025</i>	
	<i>Note ----- (Rupees) -----</i>		
7 LONG TERM INVESTMENT			
Investment in listed securities	7.1	<u>1,433,106</u>	<u>671,022</u>
<i>7.1 At fair value through profit or loss</i>			
<i>In securities of listed company</i>			
Dawood Lawrencepur Limited	671,022	616,127	
Unrealized gain on remeasurement	762,084	54,895	
7.1.1	<u>1,433,106</u>	<u>671,022</u>	

	<i>(Un-audited)</i> March 31, 2026	<i>(Audited)</i> June 30, 2025
7.1.1 Dawood Lawrencepur Limited	<i>Note</i>	----- (Rupees) -----
Number of shares	2,742	2,742
Market price per share (Rupees)	522.65	244.72
Fair value (Rupees)	<u>1,433,106</u>	<u>671,022</u>

8 DEVELOPMENT PROPERTY

Cost of land (LT-21)	259,971	259,971
Commercialization fee	42,811,000	42,811,000
Fee for approval of commercial plan (COMM1)	7,931,908	7,931,908
Amenities - development expenditure	8.1 <u>415,205,779</u>	<u>369,045,054</u>
	466,208,658	420,047,933
Transferred to cost of sales to date	8.2 <u>(346,313,521)</u>	<u>(346,313,521)</u>
	8.3 <u>119,895,137</u>	<u>73,734,412</u>

8.1 Amenities - development expenditure

Opening balance	369,045,054	258,853,070
Add: incurred during the period / year	8.1.1 <u>46,160,725</u>	<u>110,191,984</u>
	<u>415,205,779</u>	<u>369,045,054</u>

8.1.1 Development expenditure has been allocated as follows

Residential plots	-	67,792,665
Commercial plots	<u>46,160,725</u>	<u>42,399,319</u>
	<u>46,160,725</u>	<u>110,191,984</u>

8.2 Cost of sales to date

8.2.1 - Residential plots

Opening balance	346,313,521	278,520,856
Transferred to cost of sales during the period / year	-	67,792,665
	<u>346,313,521</u>	<u>346,313,521</u>

8.3 - Commercial plots

As at March 31, 2026, the outstanding balance represents expenditure incurred on commercial plots. The Company has not recognized any sales of commercial plots during the period, as the criteria for revenue recognition under IFRS 15 have not been met. Accordingly, the related costs continue to be recognized as development property at the reporting date.

<i>(Un-audited)</i> March 31, 2026	<i>(Audited)</i> June 30, 2025
---	---

9 CASH AND BANK BALANCES

Cash in hand	5,155	5,155
Cash at banks		
- current accounts	<u>1,532,178</u>	<u>1,044,806</u>
- deposit accounts	<u>33,773,668</u>	<u>18,024,685</u>
	<u>35,305,846</u>	<u>19,069,491</u>
	<u>35,311,001</u>	<u>19,074,646</u>

March 31, **March 31,**
2026 **2025**
(Un-audited) **(Un-audited)**

10 COST OF SALES AND EXPENSES

Cost of development property sold	8.2	-	50,232,001
Expenses attributable to lease income			
Fuel and power		6,498,983	8,741,240
Repairs and maintenance		23,750,016	16,004,500
Depreciation		18,301,941	19,527,619
		48,550,940	44,273,359
		48,550,940	94,505,360

11 TAXATION - NET

Current tax expense		9,216,190	6,186,151
Prior year tax credit		-	(2,792,399)
Deferred tax income	6	(12,829,517)	(8,830,881)
		(3,613,327)	(5,437,129)

12 TRANSACTIONS WITH RELATED PARTIES

Related parties comprise directors and key management personnel. Period end balances of related parties are disclosed in relevant notes to these financial statements. The details of transactions with related parties during the period, other than those which have been disclosed elsewhere in these financial statements are as follows:


<i>Name of Related Party</i>	<i>Basis of Relationship</i>	<i>Percentage of holding</i>	<i>Mar-26</i>	<i>Mar-25</i>
			<i>---- (Rupees) ----</i>	
Short term borrowings repaid during the period				
Abdul Aziz Jamal	Key management personal	21.15%	1,000,000	-
Abdul Rashid Jamal	Key management personal	12.65%	-	-
Markup expense during the period				
Abdul Aziz Jamal	Key management personal	21.15%	13,407,749	20,898,059
Abdul Rashid Jamal	Key management personal	12.65%	9,378,346	15,111,520
Mark-up paid during the period				
Abdul Aziz Jamal	Key management personal	11.93%	4,000,000	-
Abdul Rashid Jamal	Key management personal	12.65%	-	-

13 GENERAL

Figures have been rounded off to the nearest of Rupees.

14 DATE OF AUTHORIZATION FOR ISSUE


These financial statements were authorized for issue on April 28, 2026 by the Board of Directors of the Company.



Chief Executive Officer



Chief Financial Officer



Director