

The General Manager  
Pakistan Stock Exchange Limited  
Stock Exchange Building  
Stock Exchange Road  
Karachi

Name Babar Aijaz  
Department Corporate Secretariat

Telephone 92(21) 32592173  
E-mail babar.ajaz@siemens.com  
Internet www.siemens.com.pk

Your letter of  
Our reference CS/Ext/2026/473  
Date May 22, 2026

**Form - 7**

Subject: **Un-audited Financial Results for the Half Year Ended March 31, 2026**

Dear Sir,

We have to inform you that the Board of Directors of our Company in their meeting held on May 21, 2026 at 4:30 p.m. at Karachi, Pakistan has approved the Un-audited Condensed Interim Financial Statements for the half year ended March 31, 2026.

The Financial results of the Company are as follows:

	Six months period ended		Three months period ended	
	March 31, 2026	March 31, 2025	March 31, 2026	March 31, 2025
	----- (Rupees in '000) -----			
<b>Continuing operations</b>				
Net sales and services	3,504,282	3,293,589	1,616,235	1,700,411
Cost of sales and services	(2,958,439)	(2,608,254)	(1,313,176)	(1,635,189)
<b>Gross profit</b>	<b>545,843</b>	<b>685,335</b>	<b>303,059</b>	<b>65,222</b>
Marketing and selling expenses	(585,048)	(569,624)	(309,232)	(350,385)
Reversal of / (allowance for) expected credit losses	8,423	69,528	(3,806)	38,105
General administrative expenses	(93,546)	(80,466)	(41,184)	(62,832)
	(670,171)	(580,562)	(354,222)	(375,112)
	(124,328)	104,773	(51,163)	(309,890)
Other income	24,407	203	22,369	112
Other operating expenses	(6,320)	(17,300)	(2,372)	2,144
Net other operating income / (expenses)	18,087	(17,097)	19,997	2,256
<b>Operating (loss) / profit</b>	<b>(106,241)</b>	<b>87,676</b>	<b>(31,166)</b>	<b>(307,634)</b>
Financial income	220,510	133,827	71,941	118,729
Financial expenses	(27,615)	(20,892)	(13,205)	(16,857)
Net financial income	192,895	112,935	58,736	101,872
<b>Profit / (loss) before levy and income tax</b>				
<b>from continuing operations</b>	<b>86,654</b>	<b>200,611</b>	<b>27,570</b>	<b>(205,762)</b>
Levy	(85,740)	(58,843)	(43,223)	(27,299)
<b>Profit / (loss) before income tax</b>				
<b>from continuing operations</b>	<b>914</b>	<b>141,768</b>	<b>(15,653)</b>	<b>(233,061)</b>
Income tax credit / (charge)	11,729	(282,532)	(31,629)	(226,002)
<b>Net profit / (loss) for the period</b>				
<b>from continuing operations</b>	<b>12,643</b>	<b>(140,764)</b>	<b>(47,282)</b>	<b>(459,063)</b>
<b>Discontinued operations</b>				
Net profit for the period from discontinued operations	-	724,087	-	35,753
<b>Net profit / (loss) for the period</b>	<b>12,643</b>	<b>583,323</b>	<b>(47,282)</b>	<b>(423,310)</b>
Basic and diluted earnings / (loss) per share (Rupees)	1.53	70.73	(5.73)	(51.33)
Basic and diluted earnings / (loss) per share from continuing operations (Rupees)	1.53	(17.07)	(5.73)	(55.66)



Siemens (Pakistan) Engg. Co. Ltd.,

The unaudited condensed interim financial results for the half year ended March 31, 2026 as approved by the Board of Directors along with statement of Financial Position, Statement of Changes in Equity and Statement of Cash Flows of the Company are appended as **Annexure A**.

The half yearly report of the Company for the period ended March 31, 2026, will be transmitted through PUCARS separately, within the specified time.

Yours Sincerely,  
**Siemens (Pakistan) Engineering Co. Limited**

**Syed Muhammad Ahsan Ghazali**  
Chief Financial Officer

**Babar Aijaz**  
Company Secretary

CC: Executive Director/HOD,  
Offsite-II Department,  
Supervision Division,  
Securities & Exchange Commission of Pakistan,  
63, NIC Building, Jinnah Avenue, Blue Area,  
Islamabad

**Siemens (Pakistan) Engg. Co. Ltd.**  
Corporate Secretariat  
Head: Babar Aijaz

Postal address:  
Siemens (Pakistan) Engg. Co. Ltd.  
B-72, Estate Avenue,  
S.I.T.E., Karachi  
Karachi - 75700

Office address:  
Siemens (Pakistan) Engg. Co. Ltd.  
B-72, Estate Avenue,  
S.I.T.E., Karachi.  
Tel: 92(21) 111-077-088

# Annexure - A

**Siemens (Pakistan) Engineering Co. Ltd.**  
**Condensed Interim Statement of Financial Position**  
**As at March 31, 2026**

		March 31, 2026 (Unaudited)	September 30, 2025 (Audited)
	Note	----- (Rupees in '000) -----	
<b>Equity and liabilities</b>			
<b>Share capital and reserves</b>			
<b>Share capital</b>			
- Authorised		200,000	200,000
20,000,000 (September 30, 2025: 20,000,000) Ordinary shares of Rs 10 each			
- Issued, subscribed and paid-up		82,470	82,470
8,247,037 (September 30, 2025: 8,247,037) Ordinary shares of Rs 10 each			
<b>Reserves</b>			
Capital		624,192	624,192
Revenue		5,492,174	5,479,531
		6,116,366	6,103,723
<b>Total equity</b>		6,198,836	6,186,193
<b>Non-current liabilities</b>			
Lease liabilities	6	343,656	375,483
Deferred liabilities	7	826,603	803,753
		1,170,259	1,179,236
<b>Current liabilities</b>			
Trade and other payables	8	3,520,515	4,400,528
Contract liabilities	9	1,442,597	1,594,305
Current portion of lease liabilities	6	67,635	63,644
Provisions	11	298,687	313,993
Taxation - net		333,171	435,567
Unclaimed dividend		29,735	29,746
		5,692,340	6,837,783
<b>Total liabilities</b>		6,862,599	8,017,019
<b>Contingencies and commitments</b>	12		
<b>Total equity and liabilities</b>		13,061,435	14,203,212
<b>Assets</b>			
<b>Non-current assets</b>			
Property, plant and equipment	13	215,965	217,492
Right-of-use assets	14	433,050	481,442
Long-term trade receivables	15	-	80,455
Long-term deposit		22,500	22,500
Deferred tax asset - net	16	823,517	811,789
		1,495,032	1,613,678
<b>Current assets</b>			
Inventories	17	1,415,702	1,181,469
Trade receivables	18	2,061,805	2,042,599
Contract assets	19	605,968	459,106
Loans and advances		4,697	4,444
Deposits and short-term prepayments		102,995	111,179
Other receivables	20	2,146,886	2,080,148
Cash and bank balances	21	5,228,350	6,710,589
		11,566,403	12,589,534
<b>Total assets</b>		13,061,435	14,203,212

The annexed notes from 1 to 31 form an integral part of these condensed interim financial statements.

  
 Syed Muhammad Daniyal  
 Managing Director

  
 Syed Muhammad Ahsan Ghazali  
 Chief Financial Officer

  
 Adnan Afridi  
 Director


**Siemens (Pakistan) Engineering Co. Ltd.**  
**Condensed Interim Statement of Profit or Loss (Unaudited)**  
**For the six months period ended March 31, 2026**

*Annexure - A*

	Note	Six months period ended		Three months period ended	
		March 31, 2026	March 31, 2025	March 31, 2026	March 31, 2025
----- (Rupees in '000) -----					
<b>Continuing operations</b>					
Net sales and services	22	3,504,282	3,293,589	1,616,235	1,700,411
Cost of sales and services		(2,958,439)	(2,608,254)	(1,313,176)	(1,635,189)
<b>Gross profit</b>		<b>545,843</b>	<b>685,335</b>	<b>303,059</b>	<b>65,222</b>
Marketing and selling expenses		(585,048)	(569,624)	(309,232)	(350,385)
Reversal of / (allowance for) expected credit losses		8,423	69,528	(3,806)	38,105
General administrative expenses		(93,546)	(80,466)	(41,184)	(62,832)
		(670,171)	(580,562)	(354,222)	(375,112)
		(124,328)	104,773	(51,163)	(309,890)
Other income		24,407	203	22,369	112
Other operating expenses		(6,320)	(17,300)	(2,372)	2,144
Net other operating income / (expenses)		18,087	(17,097)	19,997	2,256
<b>Operating (loss) / profit</b>		<b>(106,241)</b>	<b>87,676</b>	<b>(31,166)</b>	<b>(307,634)</b>
Financial income	23	220,510	133,827	71,941	118,729
Financial expenses		(27,615)	(20,892)	(13,205)	(16,857)
Net financial income		192,895	112,935	58,736	101,872
<b>Profit / (loss) before levy and income tax from continuing operations</b>		<b>86,654</b>	<b>200,611</b>	<b>27,570</b>	<b>(205,762)</b>
Levy	24	(85,740)	(58,843)	(43,223)	(27,299)
<b>Profit / (loss) before income tax from continuing operations</b>		<b>914</b>	<b>141,768</b>	<b>(15,653)</b>	<b>(233,061)</b>
Income tax credit / (charge)	25	11,729	(282,532)	(31,629)	(226,002)
<b>Net profit / (loss) for the period from continuing operations</b>		<b>12,643</b>	<b>(140,764)</b>	<b>(47,282)</b>	<b>(459,063)</b>
<b>Discontinued operations</b>					
Net profit for the period from discontinued operations	5.1	-	724,087	-	35,753
<b>Net profit / (loss) for the period</b>		<b>12,643</b>	<b>583,323</b>	<b>(47,282)</b>	<b>(423,310)</b>
Basic and diluted earnings / (loss) per share (Rupees)		1.53	70.73	(5.73)	(51.33)
Basic and diluted earnings / (loss) per share from continuing operations (Rupees)		1.53	(17.07)	(5.73)	(55.66)

The annexed notes from 1 to 31 form an integral part of these condensed interim financial statements.

*AG*

  
**Syed Muhammad Daniyal**  
 Managing Director

  
**Syed Muhammad Ahsan Ghazali**  
 Chief Financial Officer


  
**Adnan Afridi**  
 Director

**Siemens (Pakistan) Engineering Co. Ltd.**  
**Condensed Interim Statement of Comprehensive Income (Unaudited)**  
**For the six months period ended March 31, 2026**


	Six months period ended		Three months period ended	
	March 31, 2026	March 31, 2025	March 31, 2026	March 31, 2025
	----- (Rupees in '000) -----			
Net profit / (loss) for the period	12,643	583,323	(47,282)	(423,310)
Other comprehensive income	-	-	-	-
<b>Total comprehensive profit / (loss) for the period</b>	<b>12,643</b>	<b>583,323</b>	<b>(47,282)</b>	<b>(423,310)</b>

The annexed notes from 1 to 31 form an integral part of these condensed interim financial statements.

Agg



**Syed Muhammad Daniyal**  
 Managing Director



**Syed Muhammad Ahsan Ghazali**  
 Chief Financial Officer



**Adnan Afridi**  
 Director

**Siemens (Pakistan) Engineering Co. Ltd.**  
**Condensed Interim Statement of Cash Flows (Unaudited)**  
**For the six months period ended March 31, 2026**

	Note	Six months period ended	
		March 31, 2026	March 31, 2025
		----- (Rupees in '000) -----	
<b>Cash flows from operating activities</b>			
Cash (used in) / generated from operations	26	(1,431,634)	1,383,957
Financial expenses paid		(42)	(905,235)
Levy and income tax paid		(188,135)	(362,822)
Payment to Workers' Profit Participation Fund (WPPF)		(12,433)	(38,269)
Payment to Workers' Welfare Fund (WWF)		-	(39,558)
Net cash (used in) / generated from operating activities		(1,632,244)	38,073
<b>Cash flows from investing activities</b>			
Capital expenditure incurred		(59,106)	(42,121)
Proceeds from sale of property, plant and equipment		42,806	1,163
Proceeds from sale of business (including advance)		-	8,259,915
Financial income received		214,865	103,378
Net cash generated from investing activities		198,565	8,322,335
<b>Cash flows from financing activities</b>			
Dividends paid		(11)	(3)
Proceeds from short-term loans		-	344,536
Repayments of short-term loans		-	(4,345,033)
Repayment of lease liabilities		(48,549)	(104,400)
Net cash used in financing activities		(48,560)	(4,104,900)
<b>Net (decrease) / increase in cash and cash equivalents</b>		<b>(1,482,239)</b>	<b>4,255,508</b>
Cash and cash equivalents at beginning of the period		6,710,589	4,307,198
<b>Cash and cash equivalents at end of the period</b>		<b>5,228,350</b>	<b>8,562,706</b>

The annexed notes from 1 to 31 form an integral part of these condensed interim financial statements:

  
**Syed Muhammad Daniyal**  
 Managing Director

  
**Syed Muhammad Ahsan Ghazali**  
 Chief Financial Officer

  
**Adnan Afridi**  
 Director

**Siemens (Pakistan) Engineering Co. Ltd.**  
**Condensed Interim Statement of Changes in Equity**  
**For the six months period ended March 31, 2026**

*Annexure-A*

	Issued, subscribed and paid-up share capital	Capital reserves			Revenue reserves			Total
		Share premium	Treasury shares reserve	Other capital reserve	General reserve	Remeasurement loss on defined benefit plan - net of tax	Accumulated profits	
(Rupees in '000)								
Balance as at September 30, 2024 - Audited	82,470	619,325	567	4,300	4,523,026	(534,257)	701,382	5,396,813
Total comprehensive income for the period								
Net profit for the six months period ended March 31, 2025	-	-	-	-	-	-	583,323	583,323
Other comprehensive income for the period	-	-	-	-	-	-	-	-
	-	-	-	-	-	-	583,323	583,323
Balance as at March 31, 2025 - Unaudited	82,470	619,325	567	4,300	4,523,026	(534,257)	1,284,705	5,980,136
Balance as at September 30, 2025 - Audited	82,470	619,325	567	4,300	4,523,026	(574,290)	1,530,795	6,186,193
Total comprehensive income for the period								
Net profit for six months period ended March 31, 2026	-	-	-	-	-	-	12,643	12,643
Other comprehensive income for the period	-	-	-	-	-	-	-	-
	-	-	-	-	-	-	12,643	12,643
Balance as at March 31, 2026 - Unaudited	82,470	619,325	567	4,300	4,523,026	(574,290)	1,543,438	6,198,836

The annexed notes from 1 to 31 form an integral part of these condensed interim financial statements.

*ASB*

  
**Syed Muhammad Daniyal**  
 Managing Director

  
**Syed Muhammad Ahsan Ghazali**  
 Chief Financial Officer

  
**Adnan Afridi**  
 Director