SHADAB TEXTILE MILLS LIMITED

CORPORATE BRIEFING SESSION - CBS

Year ended 30 June 2026

Presented by Muhammad Adeel Anwar Khan | Chief Financial Officer

Today’s briefing

01	**Company overview**	History, footprint and governance
02	**Strategic and Operational developments**	Efficiency, energy and investment
03	**Financial performance**	FY2026 audited results and five-year trends
04	**Shareholder returns**	Dividend and right-issue deployment
05	**Questions & answers**	Discussion with shareholders and investors

Company at a glance

INCORPORATED

1979

Public limited company

LISTED ON PSX

1985

Symbol: SHDT

PAID-UP CAPITAL

Rs. 228.50m

22.85m ordinary shares

TOTAL EMPLOYEES

1,019

CORE BUSINESS

Manufacturing and Sale of yarn

REGISTERED OFFICE:

Address: A-601/A, City Towers , 6-K , Main Boulevard Gulberg II, Lahore
Ph: 042-35788714-16
Web: www.shadabtextile.com
Email: shadstm@brain.net.pk.

UNIT 01 | SHAHKOT, DISTT. NANKANA SAHIB

Established: 1979
Employees: 870
Ring spindles: 34,560
Capacity: 18.189 million kg (20s equivalent)

UNIT 02 | HABIBABAD, PATTOKI, DISTT. KASUR

Established: 2021
Employees: 110
MVS spindles: 576
Capacity: 4.494 million kg (20s equivalent)

Corporate governance

BOARD STRENGTH
8
Including Chief Executive

INDEPENDENT
2
Independent directors

FEMALE DIRECTOR
1
Non-executive director

BOARD MEETINGS
6
Held during FY2026

POSITION	NAME / COMPOSITION
Chairman / Non-Executive	Saad Naseem
Chief Executive	Mian Aamir Naseem
Executive Director	Mian Farrukh Naseem
Non-Executive Directors	Yasir Naseem; Hamza Naseem; Fatima Aamir
Independent Directors	Fahad Shafiq; Ghazanfer Feroz
Chief Financial Officer	Muhammad Adeel Anwar Khan
Company Secretary	Muhammad Shakeel Sarwar

Corporate governance & committee oversight

AUDIT COMMITTEE

5

Meetings held

HR & REMUNERATION COMMITTEE

3

Meetings held

COMMITTEE	POSITION	MEMBER
Audit Committee	Chairman	Fahad Shafiq
Audit Committee	Member	Yasir Naseem
Audit Committee	Member	Hamza Naseem
HR & Remuneration Committee	Chairman	Fahad Shafiq
HR & Remuneration Committee	Member	Ghazanfer Feroz
HR & Remuneration Committee	Member	Saad Naseem

02

STRATEGIC & OPERATIONAL DEVELOPMENTS

Capacity, productivity, technology and energy initiatives

Operational & strategic developments

MACHINERY BMR

Plant and machinery BMR was undertaken during FY2026 to modernize production facilities.

UNIT-1 SOLAR ENHANCEMENT

Solar capacity increased by 500 kW during the year, taking Unit-1 installed capacity to 2.000 MW.

UNIT-2 SOLAR ENHANCEMENT

Solar capacity increased by 400 kW during the year, taking Unit-2 installed capacity to 1.775 MW.

SOLAR GEVERATION AND SAVINGS

Solar generation was 4.15 million units during FY2026, resulting in approximately Rs.140 million in energy-cost savings.

03

FINANCIAL PERFORMANCE

Results, profitability and financial position

Financial performance

PKR MILLION, EXCEPT EPS	FY2026	FY2025	YOY CHANGE
Net sales	7,786.923	8,002.565	(2.7%)
Cost of sales	(7,067.060)	(7,437.927)	(5.0%)
Gross profit	**719.863**	**564.638**	**27.5%**
Administrative & general	(214.374)	(181.990)	17.8%
Selling & distribution expenses	—	(0.797)	(100.0%)
Operating profit	**505.489**	**381.851**	**32.4%**
Finance costs	(76.401)	(94.219)	(18.9%)
Other charges	(30.609)	(21.340)	43.5%
Other income	14.517	21.641	(32.9%)
Profit before taxation & levy	**412.996**	**287.933**	**43.43%**
Taxation & levy	(171.612)	(102,908)	66.76%
Profit after taxation & levy	**241.384**	**185.025**	**30.5%**
EPS (Rs.)	13.40	11.09	20.8%

Financial position & operating scale

Assets - PKR million

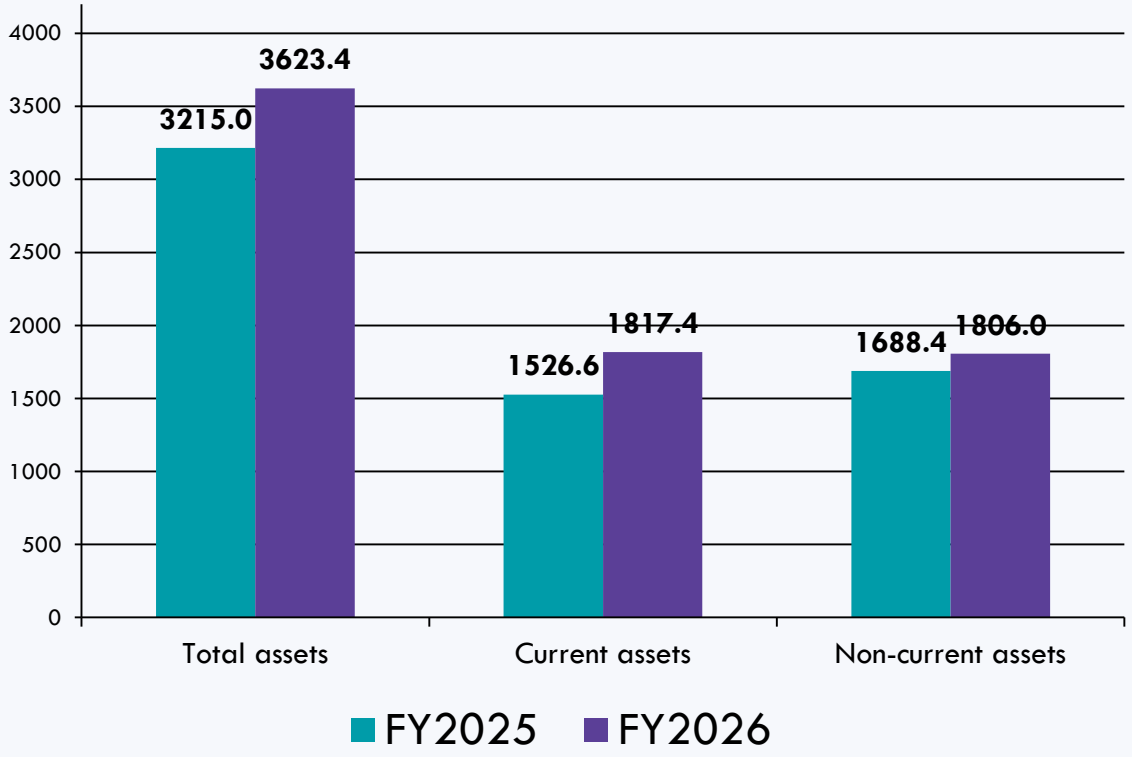

Equity & liabilities-PKR million

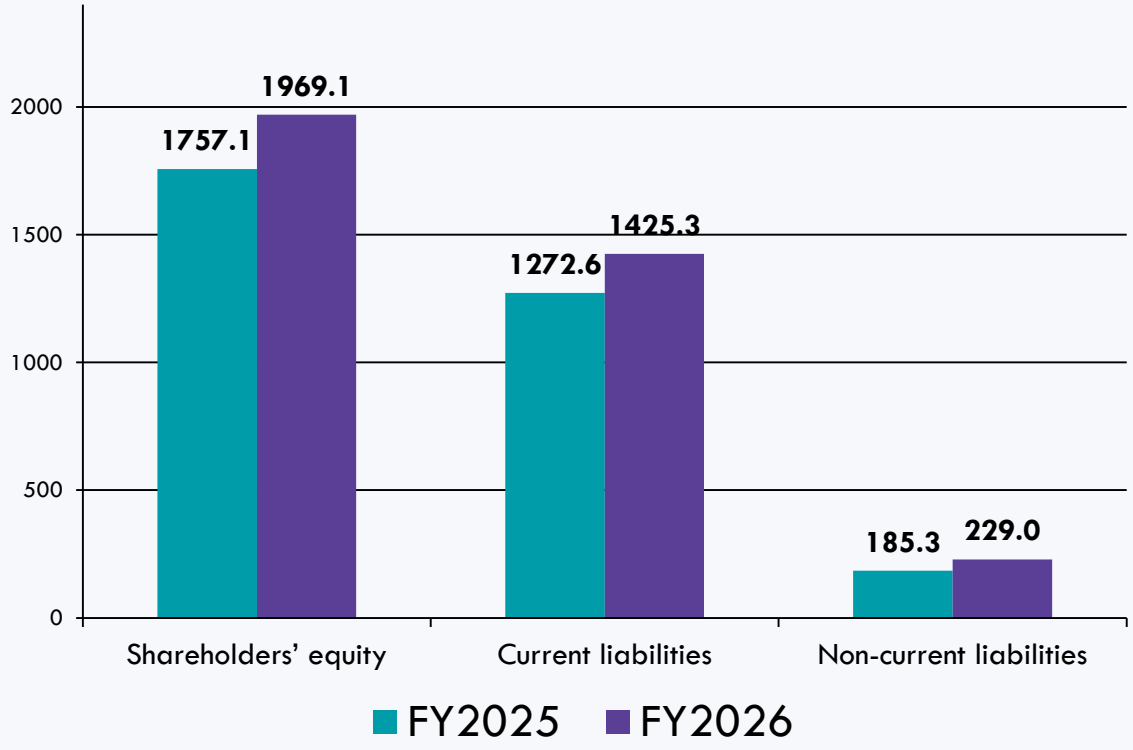

Total assets: +Rs. 408.4m (+12.7%)
Current assets: +Rs. 290.8m (+19.0%)
Non-current assets: +Rs. 117.6m (+7.0%)

Shareholders' equity: +Rs. 212.0m (+12.1%)
Current liabilities: +Rs. 152.7m (+12.0%)
Non-current liabilities: +Rs. 43.7m (+23.6%)

Financial Highlights — sales

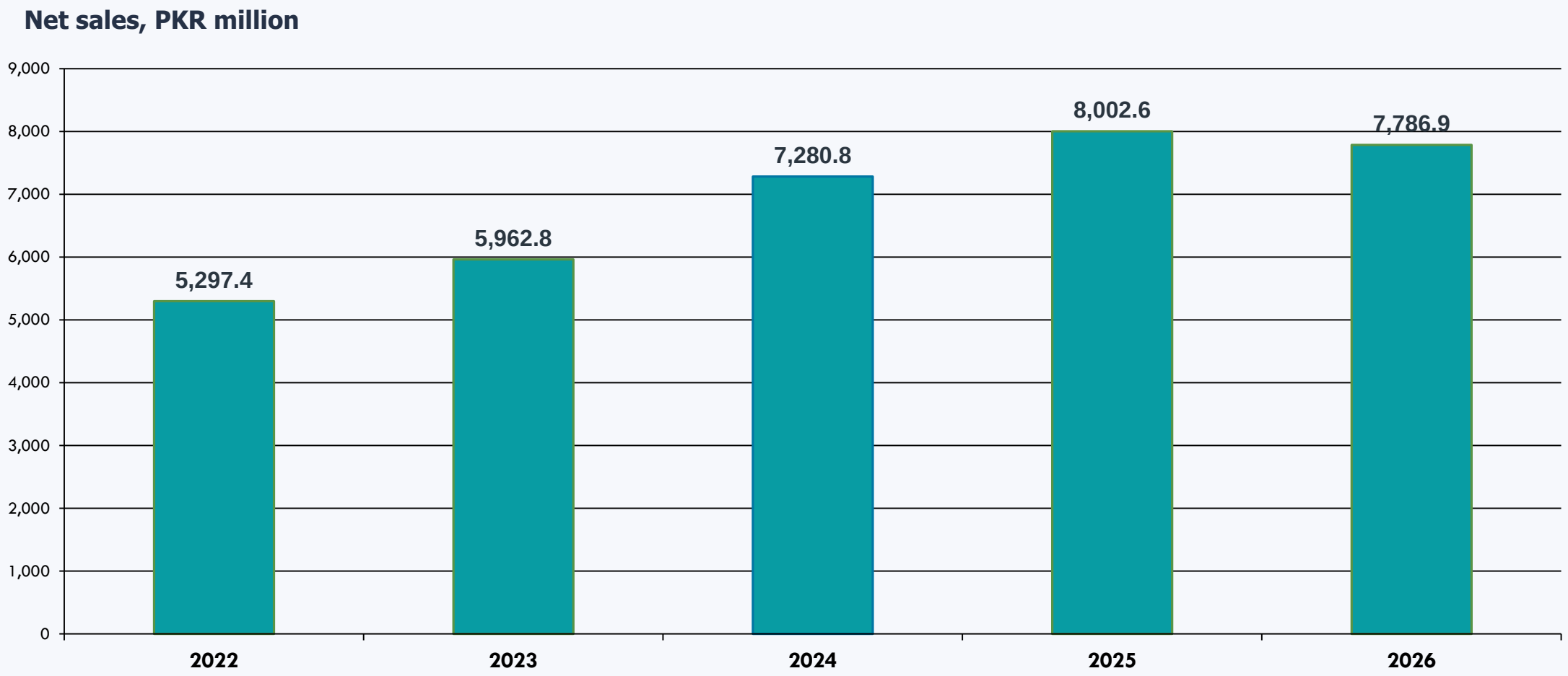

Financial Highlights — gross profit

Gross profit, PKR million

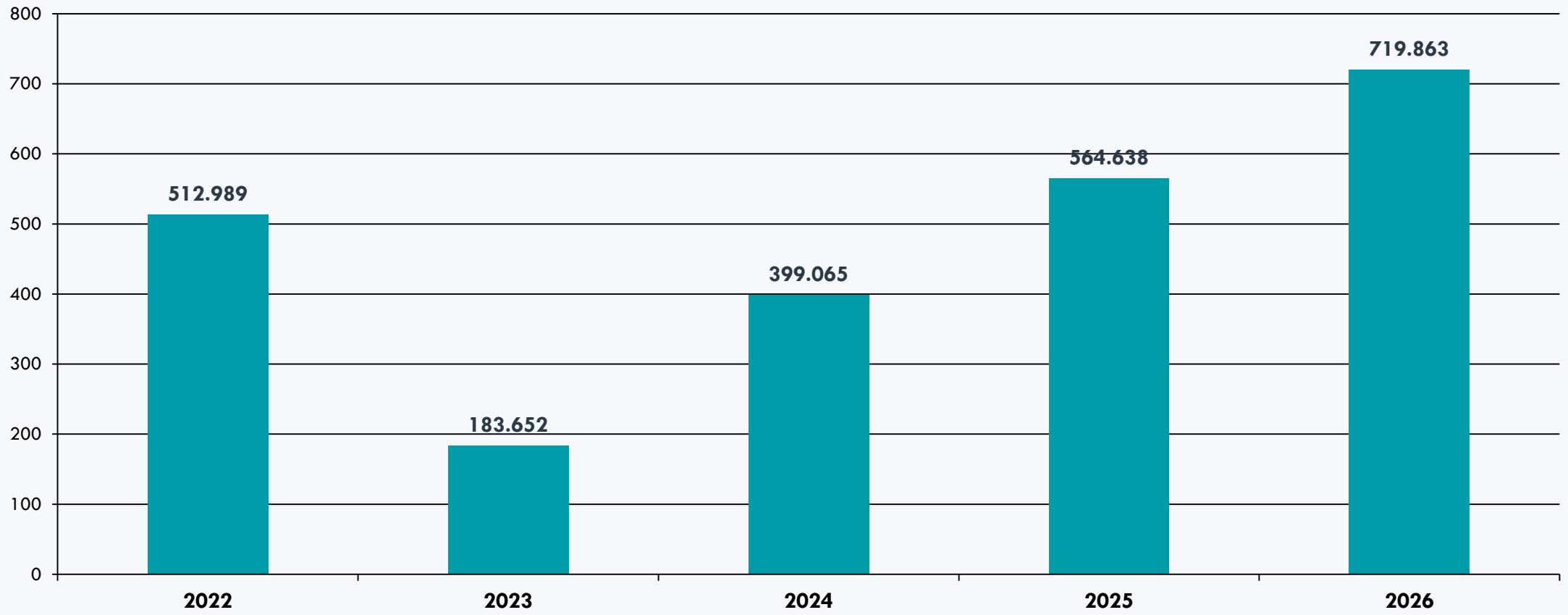

Financial Highlights — profit after taxation & levy

Profit after taxation & levy, PKR million

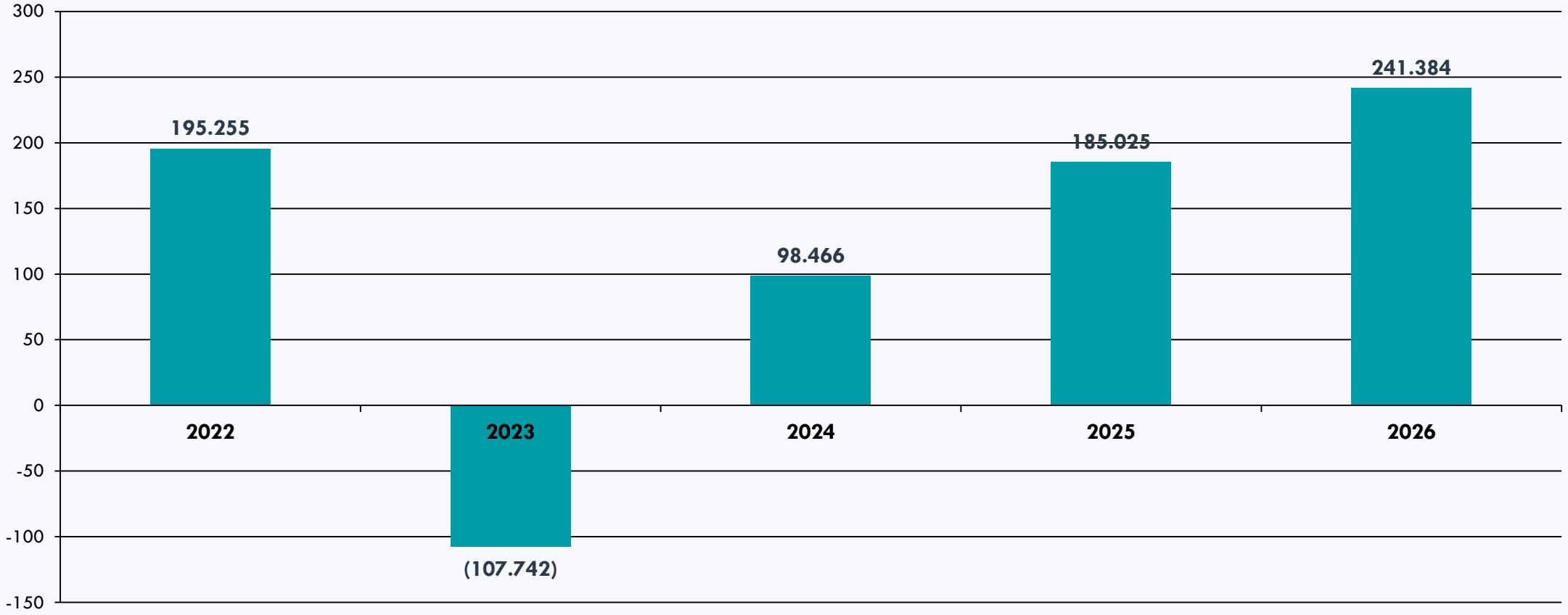

04

SHAREHOLDERS' RETURN

Earnings per share, dividend and capital allocation

Shareholder returns

EPS TREND (RUPEES) | 2022–2026

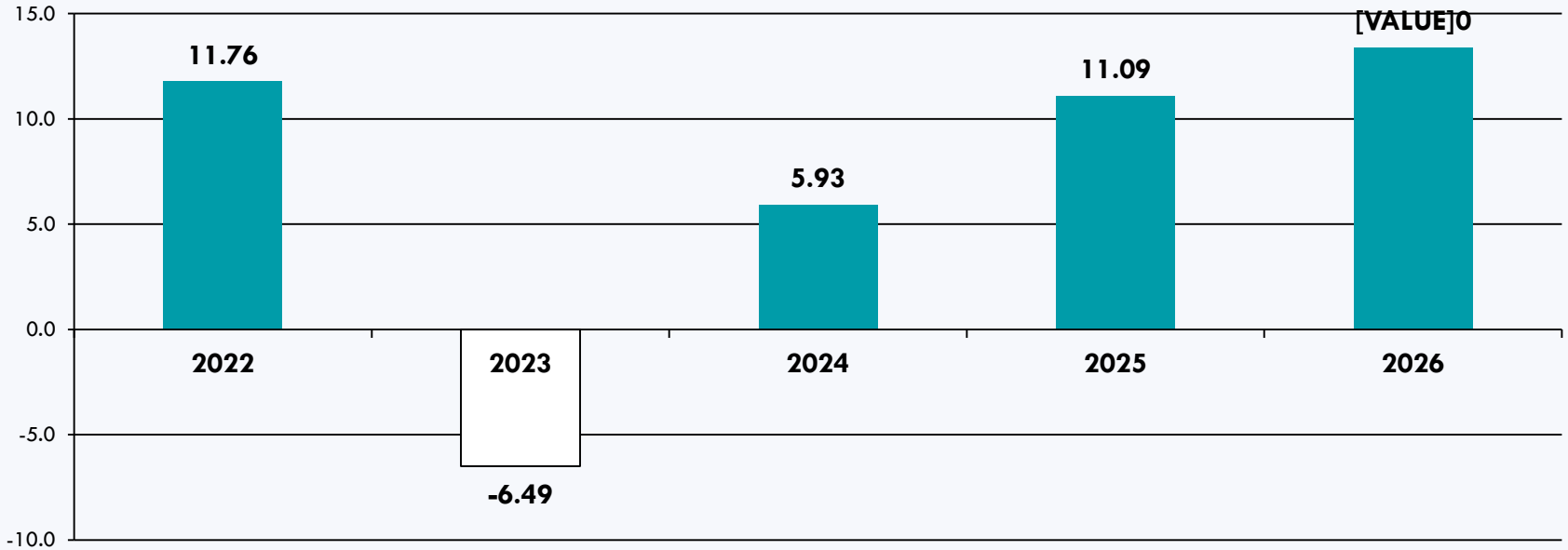

DIVIDEND

Rs. 1.25/share

12.50% final cash dividend

BREAK-UP VALUE

Rs. 86.17

As at 30 June 2026

Right issue: deployment of proceeds

TOTAL PROCEEDS

Rs. 250.00m

Right issue completed during FY2026

UTILIZED BY 30 JUNE

Rs. 197.59m

79.04% of total proceeds

UNUTILIZED BALANCE

Rs. 52.41m

Allocated to plant & machinery

ALLOCATION	ALLOCATED	UTILIZED	BALANCE	UTILIZATION
Plant & machinery	131.50	79.09	52.41	60.14%
Solar system	47.50	47.50	—	100.00%
Working capital	71.00	71.00	—	100.00%
TOTAL	250.00	197.59	52.41	79.04%

Stakeholder & ESG information

PROVIDENT FUND

Rs. 309.683 m

Size of the Fund at 30 June 2026

NATIONAL EXCHEQUER

Rs. 1,050.29 m

Taxes, levies, duties and statutory charges contributed during FY2026

05

QUESTIONS & ANSWERS

Discussion with shareholders and investors

THANK YOU

Thank you for your participation and continued support.