KOHINOOR INDUSTRIES LIMITED

CORPORATE BREIF SESSION FOR THE FINANCIAL YEAR ENDED JUNE 30, 2026

Company Profile

- Kohinoor Industries Limited (The Company) was incorporated in Pakistan as a Public Limited Company under the repealed Companies Ordinance, 1984 (now Companies Act, 2017) and is listed on Pakistan Stock Exchange Limited.
- Kohinoor Industries Limited is engaged in leasing out its building under operating lease arrangements. Located at Kohinoor Nagar, College Road, Madina Town, Faisalabad. Kohinoor Industries Limited is PEL's associated company by virtue of common directorship.
- The registered office of the company is situated at 10 – G, Mushtaq Ahmad Gurmani Road, Gulberg V, Lahore. The premises of the Company is situated at Madina Town, Faisalabad.

Sponsors' Profile

- Saigols Group of Companies

  Saigols group stands as a leading group in the industrial and commercial sector of Pakistan and holding majority share holding in the Company. Major business of the group comprises Textiles, Home Appliances, Electrical equipment manufacturing and Power Generation.

Board of Directors'

Mr. Naseem Saigol	Chairman
Mr. Muhammad Zeid Yousaf Saigol	Chief Executive Officer
Mr. Muhammad Murad Saigol	Director
Mr. Muhammad Omer Farooq	Director
Mrs. Tehreem Imran	Director
Syed Haroon Rashid	Independent Director
Sheikh Aftab Ahmed	Independent Director

Shareholding Pattern

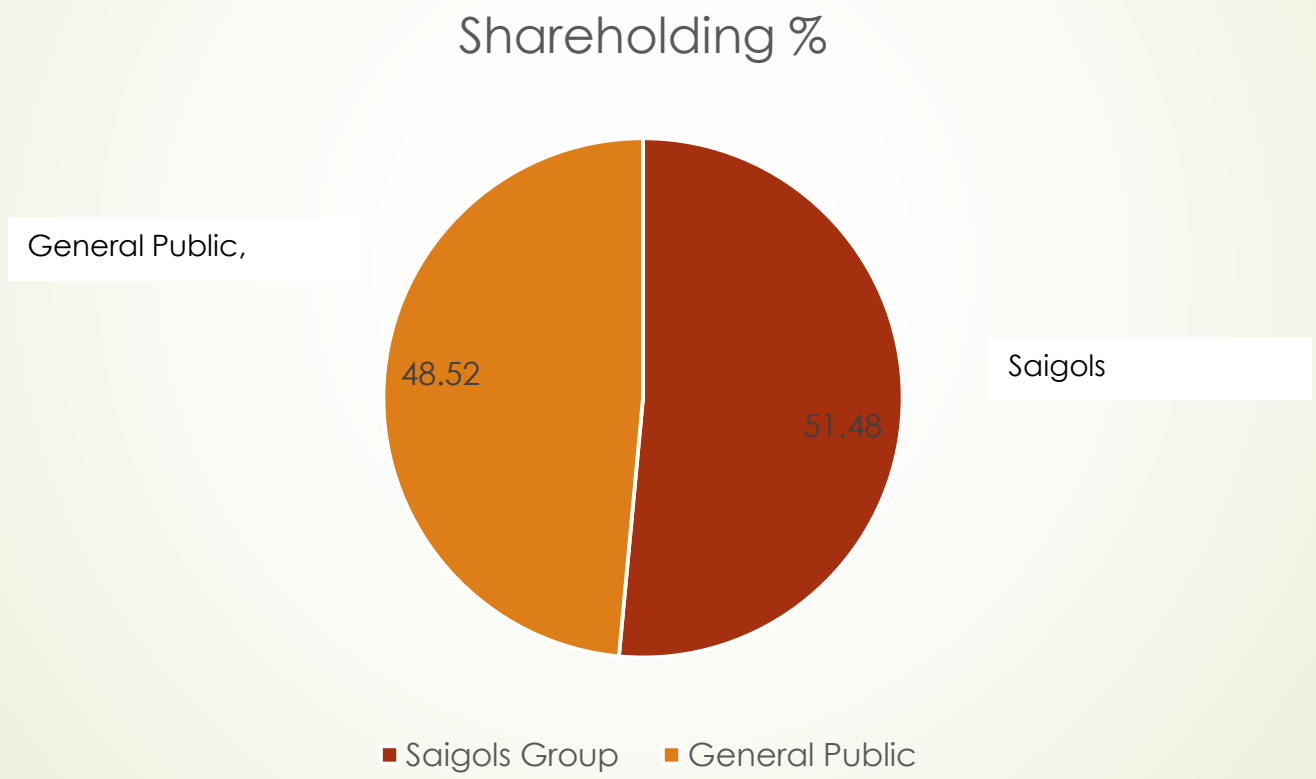

Financial Highlights

DESCRIPTION	2025-26	2024-25	2023-24	2022-23	2021-22	2020-21
Turnover	43,520,704	85,829,232	85,654,536	78,277,593	68,075,548	61,908,683
Gross Profit	3,673,404	45,657,487	28,794,327	13,249,827	32,461,430	35,062,084
Operating Profit / (Loss)	42,134,204	90,070,938	79,692,999	56,993,129	45,199,825	60,007,948
Profit / (Loss) Before taxation	42,998,395	92,516,391	76,140,149	56,601,151	44,458,940	59,510,921
Profit / (Loss) after taxation	37,467,073	75,414,059	38,720,105	43,564,291	32,964,865	44,617,442
Shareholders equity	303,025,430	303,025,430	303,025,430	303,025,430	303,025,430	303,025,430
Unappropriated profit / (Loss)	(373,649,547)	(388,419,162)	(463,788,415)	(502,458,226)	(545,839,390)	(578,784,254)
Surplus on Revaluation of Fixed Assets	651,264,077	651,264,077	651,264,077	651,264,077	651,264,077	651,264,077
Tangible Fixed Assets	945,848,555	923,304,097	923,771,348	917,129,984	896,387,278	892,907,629
Current Assets	188,413,344	216,940,156	163,303,113	122,339,453	115,494,592	84,076,903
Earning after tax per share (Rs.)	1.24	2.49	1.28	1.44	1.09	1.47

Comparison:

	30-06-2026	30-06-2025
	Rupees (Audited)	*Rupees* (Audited)
Rental income	**43,520,704**	**85,829,232**
Other income	**45,807,608**	**44,413,451**
Administrative expenses	**(46,293,625)**	**(37,719,814)**
Other expenses	**(900,483)**	**(2,451,931)**
	(47,194,108)	**(40,171,745)**
Operating profit	**42,134,204**	**90,070,938**
Finance costs	**(15,550)**	**(11,226)**
Share of profit / (loss) of associate	**(780,459)**	**2,456,679**
Notional Interest Income	**1,660,200**	**-**
Profit before statutory levies and income taxes	**42,998,395**	**92,516,391**
Provision for statutory levies	**(5,296,172)**	**(4,582,979)**
Profit before income taxes	**37,702,223**	**87,933,412**
Provision for income taxes	**(235,150)**	**(12,519,353)**
Profit after income taxes	**37,467,073**	**75,414,059**
Basic earnings per share	**1.24**	**2.49**

Revenue

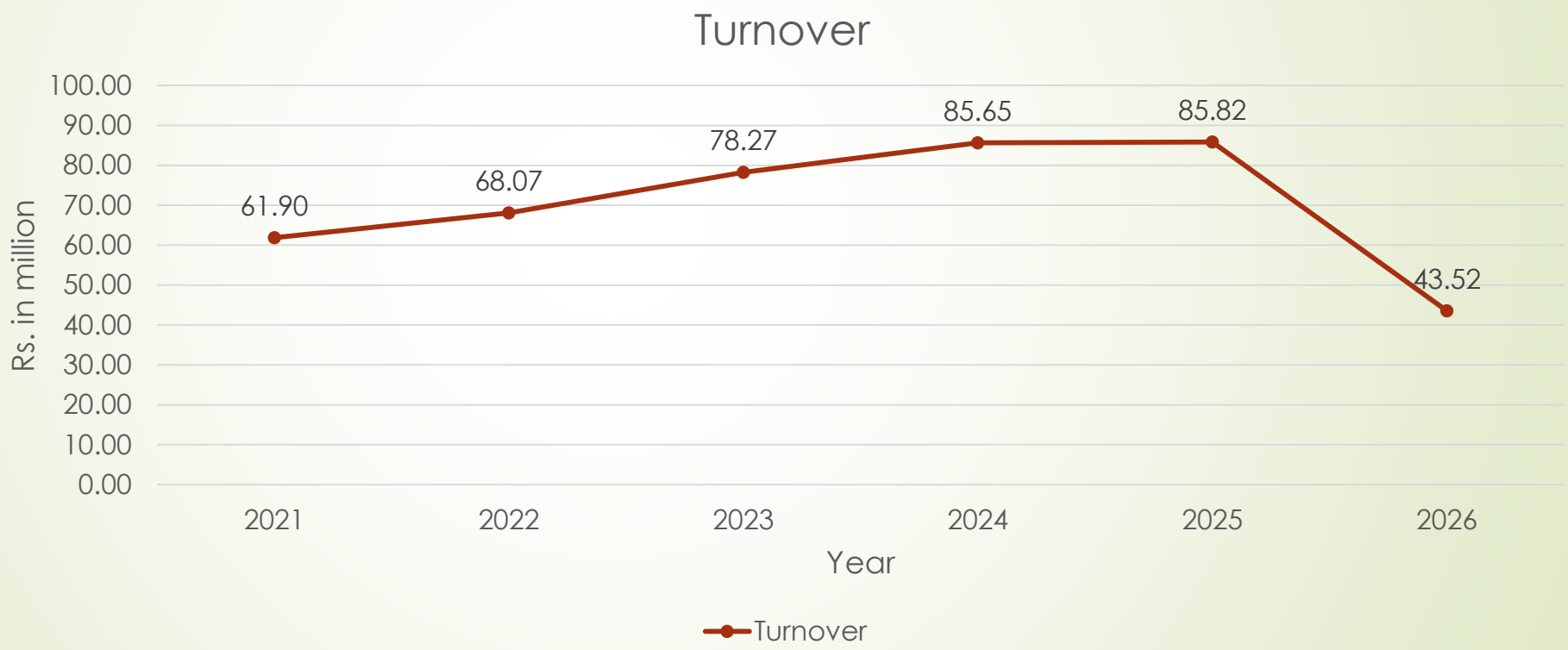
Turnover
100.00
90.00
80.00
70.00
60.00
50.00
40.00
30.00
20.00
10.00
0.00
Rs. in million
61.90
68.07
78.27
85.65
85.82
43.52
2021
2022
2023
2024
2025
2026
Year
Turnover

Gross Profit



Earning Per Share

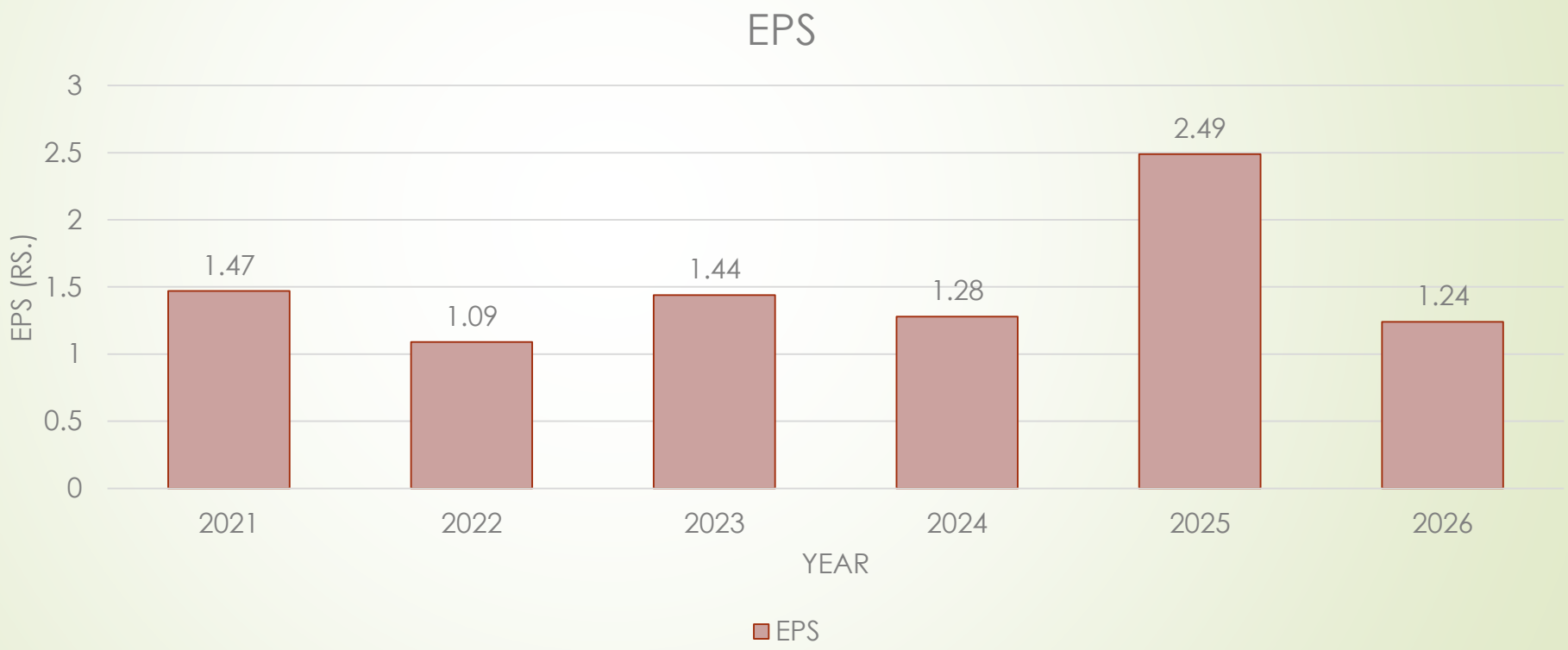

Performance Score Card

- For the financial year June 30, 2026. The Board's overall performance and effectiveness has been assessed as satisfactory. This is based on evaluation of integral components, including vision, mission and values: engagement in strategic planning; formulation of policies; monitoring the organization' business activities; monitor financial resource management.
- The Company's turnover during the period under review remained (2026: Rs. 43,520,704/-), (2025: Rs. 85,829,232/-) which is decline. During the period admin & other expenses remained high economic environment & operational improvement leads to improved results.

Future Outlook

The management is continuously evaluating viable business propositions, which may have positive impact on the Company's financials. We are hopeful that in the coming years, the Company will be able to commence more lucrative business in addition to renting the premises. Due to vacation of renting space 278,892 sq. ft. by major tenant M/s Beacon Impex (Pvt.) Limited in October 2025, the Company's revenue declined. However, out of the vacated area, 134,893 sq. ft. has since been re-rented. The Management is confident about new tenancy agreement with other tenants, Insha'Allah.

QUESTION AND ANSWERS

Thank You