GROUP INTRODUCTION & FUTURE STRATEGY



About Zahidjee Group

Zahidjee Textile Mills Limited

Zahidjee Textile Mills Limited (ZTML) was established in 1990 as a public limited company. It is a listed company on the Pakistan Stock Exchange (PSX:ZAHID) and is one of the most modern, largest vertically integrated textile companies in Pakistan. It has multiple business divisions, which consist of spinning, weaving, stitching, and captive power generation. The company exports value added fabrics along with textile made-ups. It is also engaged in the business of manufacturing and selling yarn.

ZTML has over 150,084 spindles & 262 looms. The Company also has state-of-the-art stitching units for production of home textiles, and garments. It has power Generation facilities with a capacity of 18.5 MW.
The current auditors of the company are RSM Avais Hyder Liaquat Nauman Chartered Accountants.

Associated Businesses

Zahidjee Group also has a significant footprint in associated businesses in the form of following companies:

- Zahidjee Tower (Private) Limited
- Zahidjee Residency (Private) Limited

Zahidjee's Map

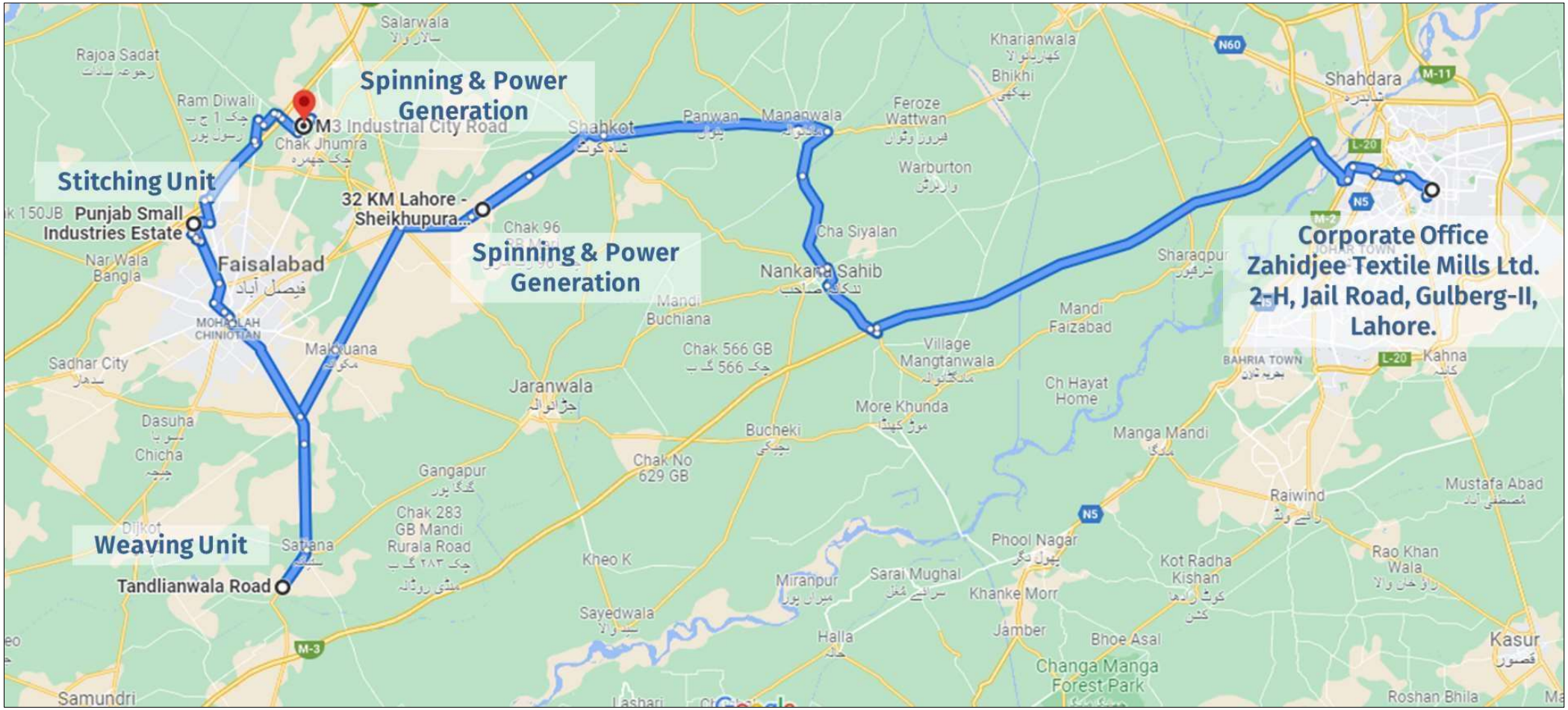

Our Journey

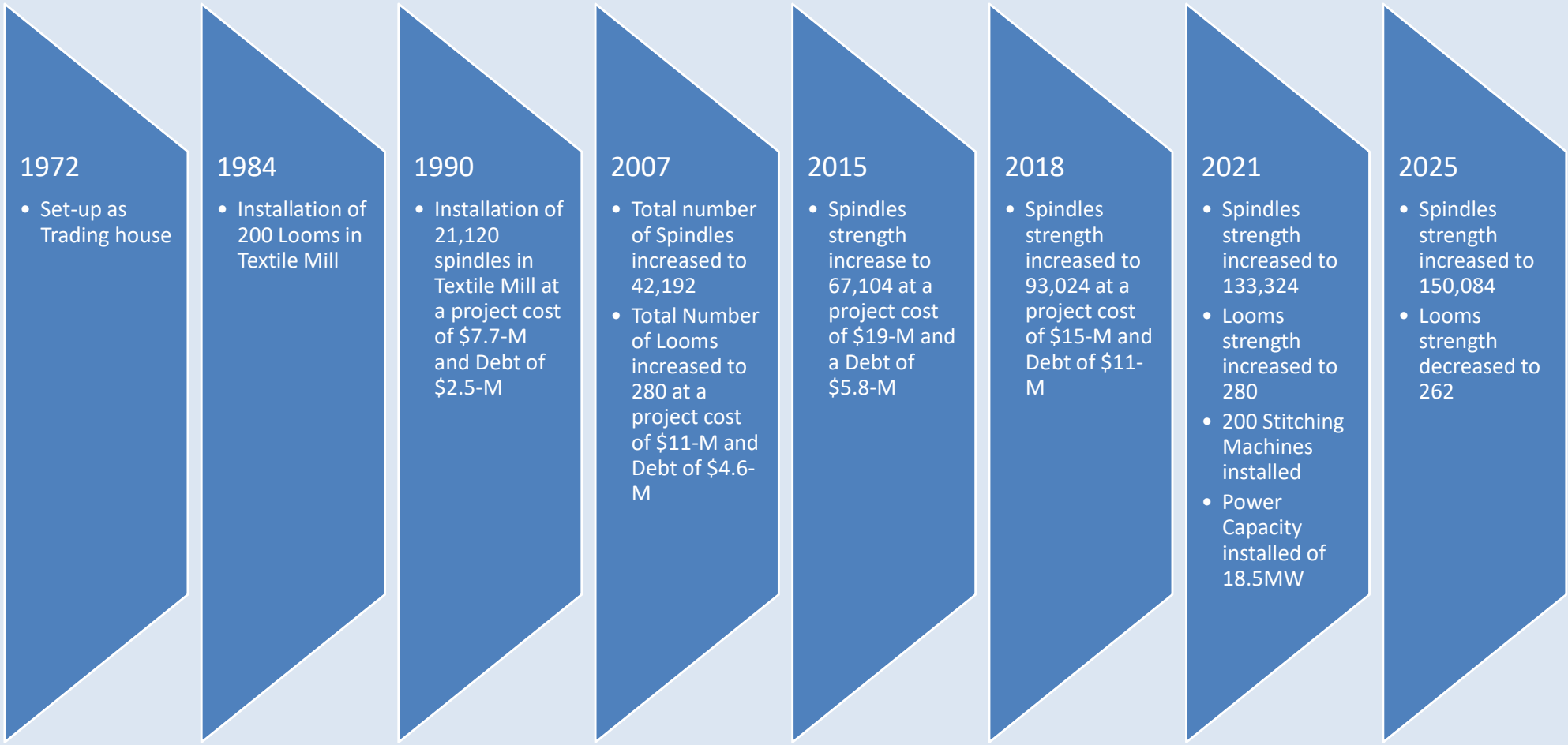
1972
• Set-up as Trading house
1984
• Installation of 200 Looms in Textile Mill
1990
• Installation of 21,120 spindles in Textile Mill at a project cost of $7.7-M and Debt of $2.5-M
2007
• Total number of Spindles increased to 42,192
• Total Number of Looms increased to 280 at a project cost of $11-M and Debt of $4.6-M
2015
• Spindles strength increase to 67,104 at a project cost of $19-M and a Debt of $5.8-M
2018
• Spindles strength increased to 93,024 at a project cost of $15-M and Debt of $11-M
2021
• Spindles strength increased to 133,324
• Looms strength increased to 280
• 200 Stitching Machines installed
• Power Capacity installed of 18.5MW
2025
• Spindles strength increased to 150,084
• Looms strength decreased to 262

Board of Directors

Mr. Ahmad Zahid	• **Chairman** • Mr. Ahmad Zahid is a young and energetic Chairman. He plays an active role in daily activities and is a member of ZTML management. Now a days, he attends Babson College (USA) for his specialization in Bachelor of Business Administration.
Mr. Muhammad Zahid	• **Chief Executive Officer** • Mr. Muhammad Zahid is a highly professional and energetic personality in Pakistan's business community. He performed in business after his graduation under the shelter of his father. With the passage of time, he has taken the lead role and runs the business independently.
Mrs. Mehreen Fahad	• **Non- Executive Director** • Mrs. Mehreen Fahad has completed higher education at Lahore Grammar School. After graduating from Lahore Grammar School, Mrs. Mehreen Fahad attended Lahore School of Economics. Mrs. Mehreen Fahad plays an active role in the company and is an important member of our team.
Mr. Muhamad Ali	• **Independent Director** • Mr. Muhammad Ali has over 24 years experience and expertise in Energy & Petrochemical sector holding leading roles that supervised the development, construction, operating and management of mega-size projects. He is currently heading industrial portfolio of JS Group. He has served as CEO of Engro Vopak Terminal, Engro Elegy Terminal and Engro Powergen Qadirpur Limited.
Mr. Sajjad Hussain Shah	• **Independent Director** • Mr. Sajjad Hussain Shah is a qualified Chartered Accountant and has more than 28-year experience • in the industry. He joined as an Independent Director on the board of ZTML.
Mr. Faisal Masood Afzal	• **Independent Director** • Mr. Faisal Masood is a fellow member of the Institute of Chartered Accountants, Pakistan and Institute of Public Finance Accountants, Pakistan. He is a passionate and trustworthy professional with diversified experience of more than 20 years.
Mr. Shahbaz Haider Agha	• **Independent Director** • He got his bachelor's degree in finance from Indiana University, USA and an executive MBA degree from NCB&E, Lahore. He has 24 years of experience in the Insurance Industry in Pakistan. Currently working as CEO with Hellenic Sun Insurance Brokers (Pvt.) Ltd.

BOD Executive Committees

Audit Committee

- Chairman
  - Mr. Sajjad Hussain Shah
- Members
  - Mr. Faisal Masood Afzal
  - Mr. Muhammad Ali

Human Resource Committee

- Chairman
  - Mr. Shahbaz Haider Agha
- Members
  - Mr. Muhammad Ali
  - Mr. Muhammad Zahid
  - Mr. Ahmad Zahid

Nomination Committee

- Chairman
  - Mr. Shahbaz Haider Agha
- Members
  - Ms. Mehreen Fahad
  - Mr. Faisal Masood Afzal

Risk Management Committee

- Chairman
  - Mr. Sajjad Hussain Shah
- Members
  - Mr. Ahmad Zahid
  - Mr. Muhamad Zahid

Succession

Mr. Muhammad Zahid

Chief Executive Officer

- Mr. Muhammad Zahid is a highly professional and energetic personality in Pakistan's business community. He performed in business after his graduation under the shelter of his father. With the passage of time, he has taken the lead role and runs the business independently.

Mr. Ahmad Zahid

Chairman

- Mr. Ahmad Zahid is a young and energetic Chairman. He plays an active role in daily activities and is a member of ZTML management. Now a days, he attends Babson College (USA) for his specialization in Bachelor of Business Administration.

Ms. Mehreen Fahad

Director

- Mrs. Mehreen Fahad has completed higher education at Lahore Grammar School. After graduating from Lahore Grammar School, Mrs. Mehreen Fahad attended Lahore School of Economics. Mrs. Mehreen Fahad plays an active role in the company and is an important member of our team.

Governance Structure

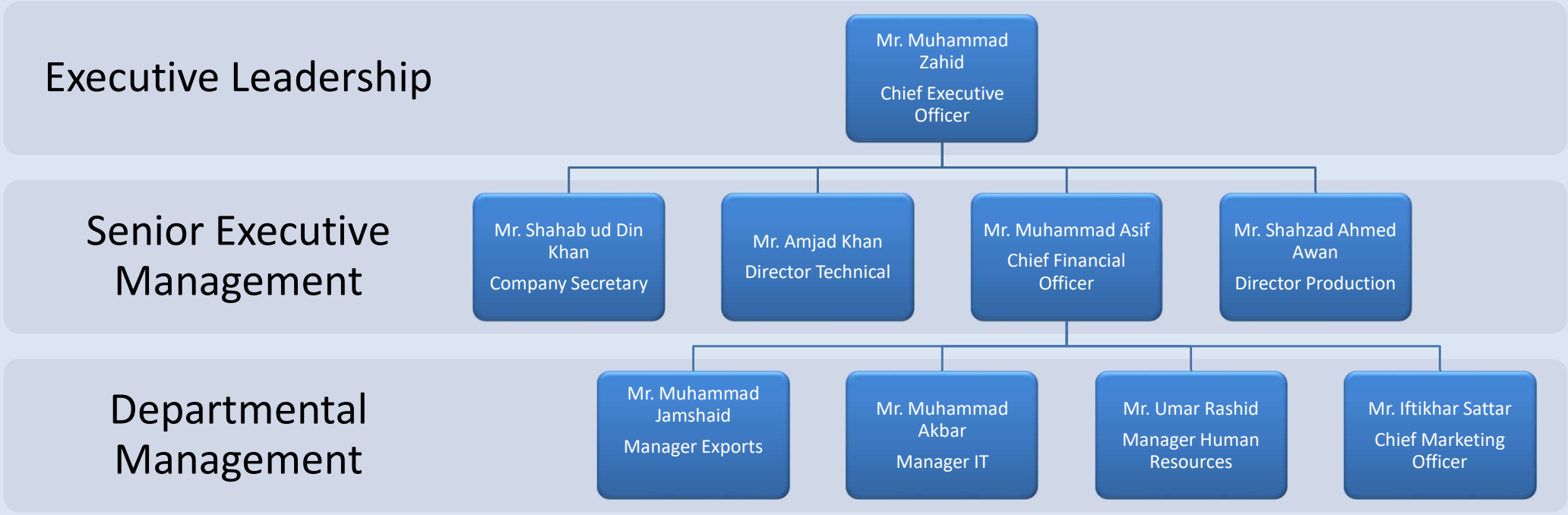

The Leadership Team

Mr. Muhammad Zahid — Chief Executive Officer

- More than 35 years of leadership experience

Mr. Muhammad Asif — Chief Financial Officer

- **FCMA**
  More than 30 years of experience in Accounts, Finance, Taxation and Strategic planning.

Mr. Shahab ud Din Khan — Company Secretary

- ***FCA***
  30 years of experience in Accounts , Treasure and Taxation

Mr. Muhammad Amjad — Director Technical

- **Textile Engineer**
- 33 years of experience in Spinning Sector

Mr. Shahzad Ahmad Awan — Director Production

- **Textile Engineer**
- 12 years of experience in Spinning Sector

Mr. Muhammad Akbar — Manager Information Technology

- 20 years of experience in IT Sector

Mr. Umar Rashid — Manager Human Resources

- *10* years of experience in Human Resource

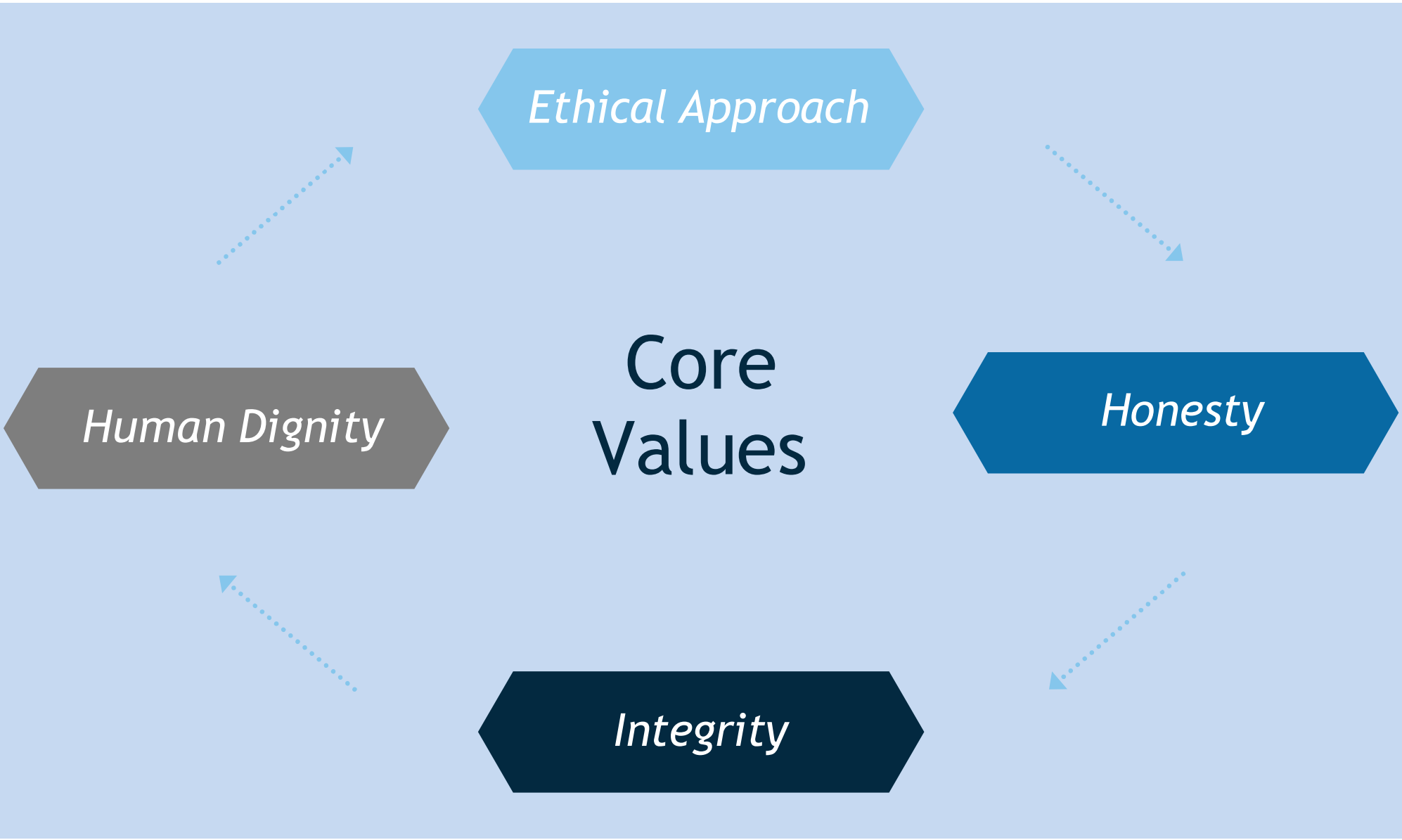
Ethical Approach
Human Dignity
Core Values
Honesty
Integrity

ZTML PLANTS



Spinning Units

- Product range includes 100% cotton yarn, poly cotton yarn, Slub Yarn (Multi Count/ Multi Twist) / Siro, and double yarn.
- **Machinery Setup**: 150,084 Spindles
- **Production Capacity: 1368** bags per day (1 bag=100 lbs.)



Weaving Unit

- Product range includes Herringbone, PC Twill, PC Drill, PC cotton Perkile and PC cotton sheeting cloth.
- Machinery setup: 262 Looms
- Production Capacity: 109,046 sqm per day.



Stitching Unit

- The product range includes Herringbone, PC Drill,PC/CottonPerkile,PC/Cotton Shated Cloth and Kitchen Items.
- **Machinery Setup**: 200 machines
- **Production Capacity:** 5,500 dozens per day



Power Generation

- This section includes Gas, HFO, LDO and diesel power plants form leading manufacturers such as Wartsila and Genbacher.
- Machine Setup:8 Engines
- Power Capacity: 18.5 MW

Quality And Sustainability

BCI	ZTML is certified from BCI to train farming communities to produce cotton using methods that improve aspects for everyone and everything connected with this fluffy white staple.
GOTS	GOTS is a worldwide leading textile processing standard for organic fibers, including ecological and social criteria, backed up by independent third- party certification of the entire textile supply chain.
OEKO-TEX	STANDARD 100 by OEKO-TEX® is one of the world's best-known labels for textiles tested for harmful substances. It stands for customer confidence and high product safety.
ISO	ISO 14001 is the international standard for Environmental Management Systems (EMS) and the most widely used EMS in the world.
IRQAO	The ISO9000 family of Quality Management Systems standards is designed to help organizations ensure that they meet the needs of customers and other stakeholders, while meeting relevant statutory and regulatory requirements.

Affiliations & Accreditations

- Pakistan Stock Exchange

PSX

- Securities and Exchange Commission of Pakistan

SECP

- Lahore Chamber of Commerce and Industry

LCCI

- Pakistan Textile Exporters Association

PTAE

- All Pakistan Bed sheets and upholstery Manufacturing Association

APBUMA

- All Pakistan Textile Mills Association

APTMA



Strengths

- Market dominance
- In-house power generation
- Strong group structure
- Economies of scale/financial position
- Brand positioning/customer loyalty
- Availability of a wide range of products
- State-of-the-art plant and production facilities
- Global reach to internationally acclaimed clients
- Experienced and professional workforce

Weaknesses

- Mature market with several product substitutes
- Labor-intensive operations
- Substantial portion of production based on the volatile cotton market
- Dependence on a particular region for sales
- Major reliance on the spinning segment

Opportunities

- Overall exposure of untapped export market
- Availability of expansion in segmented market with minimum capital expenditure
- Diversification of product range. Target the niche market due to a wide range of products
- Increasing profits and growing demand in the market
- Technological advancement

Threats

- Political instability
- Poor economy & inflation fluctuation
- Imposition of innovative taxes and uncertain Government policies
- Shortage of raw material due to natural disasters
- Abrupt fluctuation in interest and exchange rates
- Availability of subsidized yarn by regional competitors

Industry Overview and Key Challenges

Rising Energy & Production Costs

- High electricity and gas tariffs compared with regional competitors.
- Increased manufacturing and processing costs.
- Reduced cost competitiveness in international markets.

Declining Domestic Cotton Production

- Significant reduction in local cotton availability.
- Greater dependence on imported raw materials.
- Exposure to international cotton prices and exchange-rate fluctuations.

Higher Taxation & Liquidity Pressures

- Increased tax and compliance burden.
- Delays in sales tax and income tax refunds.
- Higher working capital requirements and financing costs.

Weak Export Growth & International Competition

- Textile exports grew by only around 0.3% in FY26.
- Declining demand in certain export markets.
- Strong competition from Bangladesh, India and Vietnam.

Capacity Utilisation & Industrial Closures

- Factory closures and non-operational manufacturing units.
- Lower capacity utilisation across parts of the industry.
- Reduced investment and pressure on employment.

0.3%
Export Growth
Only Marginal Growth

5.5m
Cotton Production
Lowest Level in three decades

140+
Factory Closures

-5.9%
Overall decline in merchandise export

Company Financials

Financial Highlights

Particulars	2026	2025	2024	2023	2022	2021
			(Rupees in '000')			
Net Assets Employed						
Fixed assets	18,441,126	19,174,380	15,641,317	13,608,051	14,362,509	8,115,970
Intangible assets	-	-		-	-	-
Investment in subsidiary	-	-		-	-	-
Long term deposits	4,976	4,976	8,476	20,476	27,976	35,976
Current assets	17,558,655	17,782,783	13,690,826	13,194,534	12,381,238	6,298,233
Non current assets- held for sale	-	-	-	-	-	359,200
Current liabilities	(10,098,922)	(10,839,466)	(7,616,687)	(6,383,552)	(6,289,933)	(3,981,464)
	46,103,679	47,801,605	36,957,306	6,810,982	6,091,305	2,675,969
Long term liabilities	(3,171,604)	(5,257,149)	(5,711,786)	(4,677,117)	(5,790,442)	(2,983,193)
Net Assets	22,734,231	20,865,524	16,012,145	15,762,392	14,691,348	7,844,722
Represented By						
Paid up capital	1,914,211	1,914,211	1,914,211	1,914,211	1,914,211	1,914,211
Reserves	14,219,316	12,377,093	10,606,139	9,963,782	8,700,490	4,833,889
Revaluation surplus	6,600,233	6,574,220	3,491,795	3,884,399	4,076,647	1,096,622
Non-Controlling Interest	471	-	-	-	-	-
	22,734,231	20,865,524	16,012,145	15,762,392	14,691,348	7,844,722

Year on Year Sales Performance

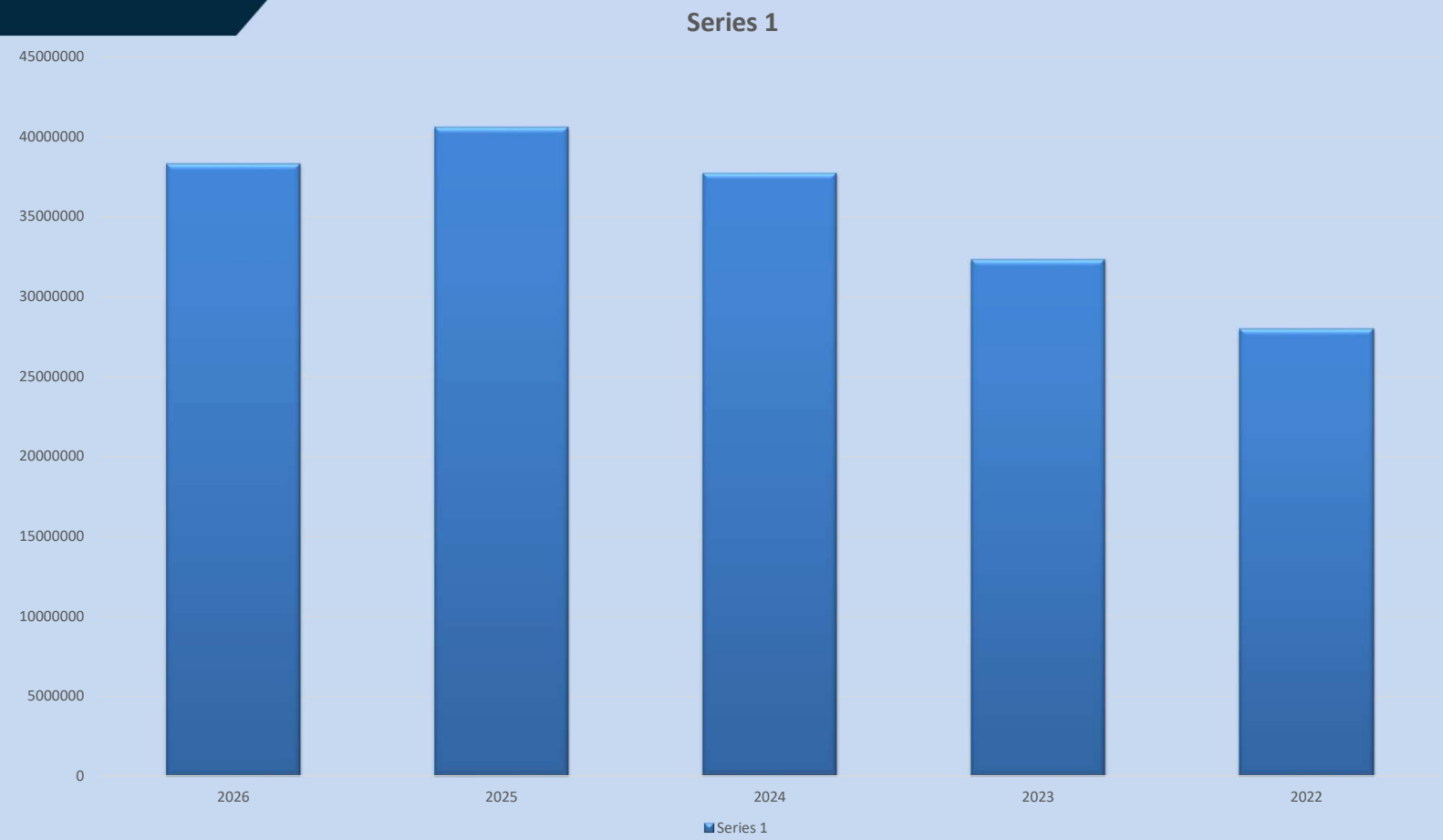

Equity Growth

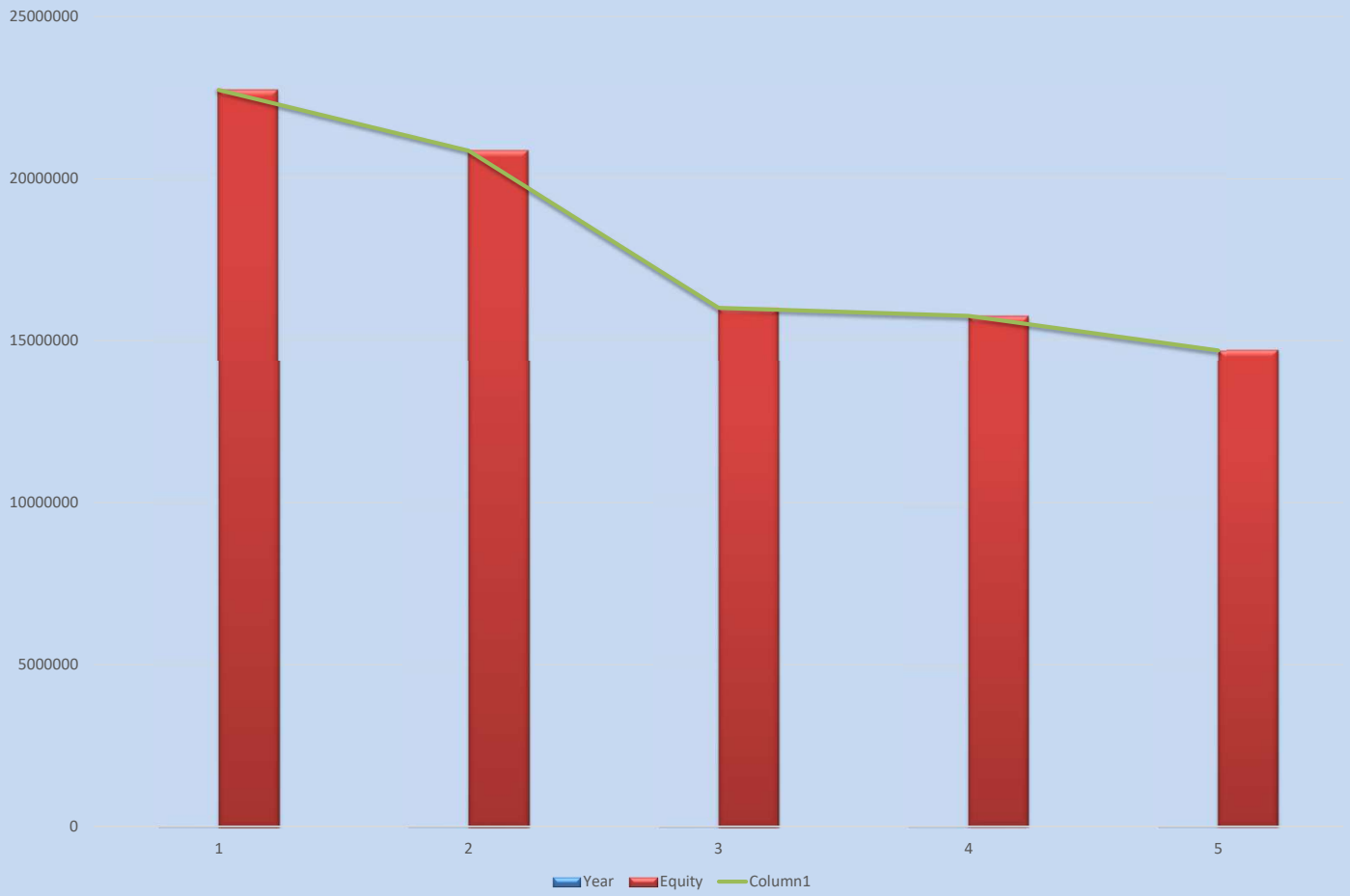

Company Financials

Statement of Profit & Loss

	2026	2025
Sales	38,304,881,634	40,608,062,590
Cost of sales	36,208,843,032	37,934,816,604
Gross profit	2,096,038,602	2,673,245,986
Trading profit	17,695,052	43,685,784
Other income	561,939,766	738,578,547
	2,675,673,420	3,455,510,317
Distribution cost	213,811,255	321,159,358
Administrative expenses	432,262,440	258,022,798
Other operating expenses	138,481,118	164,617,903
Finance cost	774,524,639	1,072,193,766
	1,559,079,452	1,815,993,825
Profit for the year before levies and income tax	1,116,593,968	1,639,516,492
Minimum tax differential - Note 32.1	30,567,168	43,228,052
Final tax - Note 32.2	4,243,837	4,117,687
Levies	34,887,357	47,345,739
Profit for the year before taxation	1,081,706,611	1,592,170,753
Provision for taxation	(257,915,468)	97,389,964
Profit for the year	1,339,622,079	1,494,780,789
Attributable to:		
Shareholders of the Parent	1,339,350,355	1,494,780,789
Non-controlling interest	271,724	-
	1,339,622,079	1,494,780,789
Earnings per share - Basic and diluted	7.00	7.81

Analysis of Operating Expenses

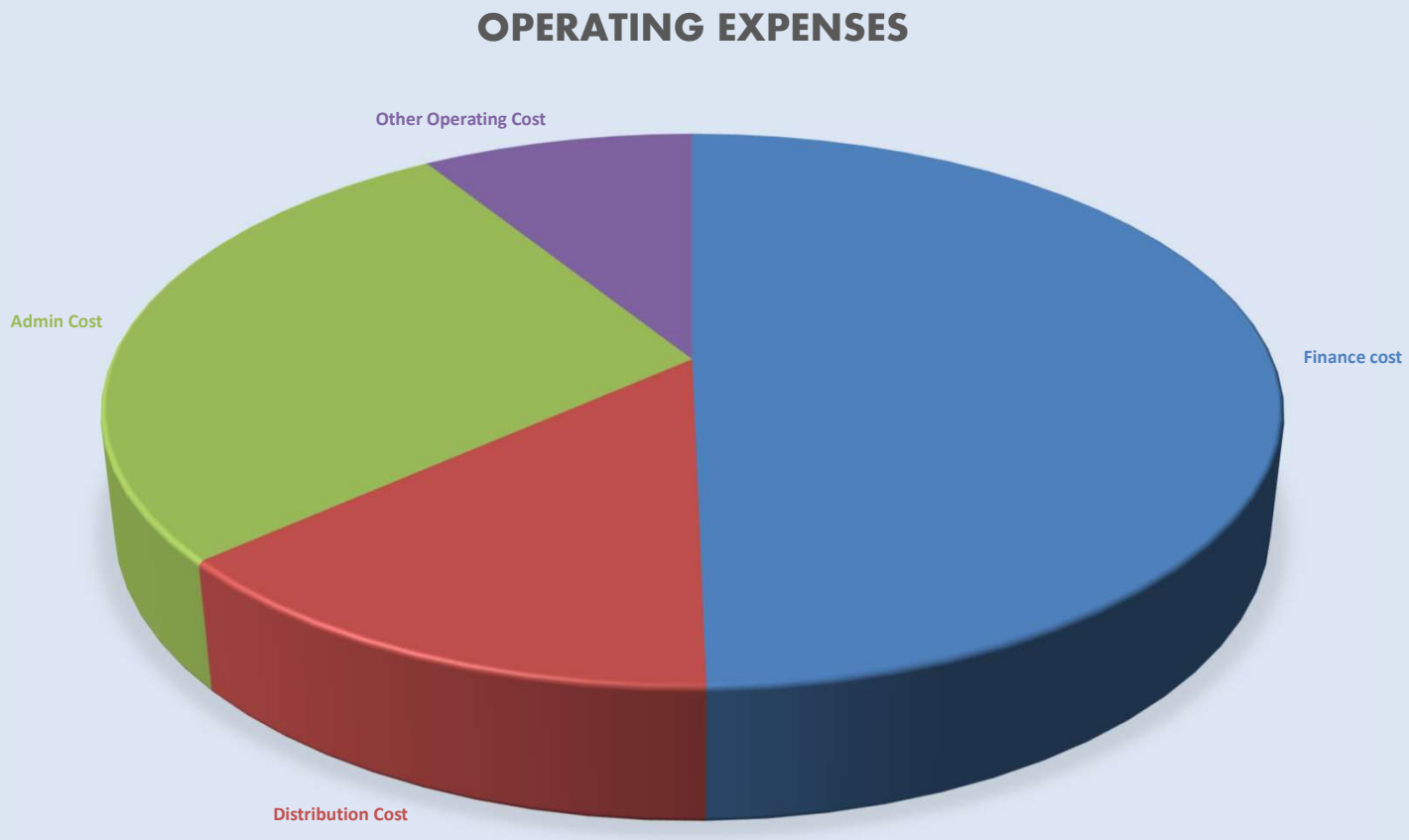

Conclusion and Way Forward

Financial Performance

- Review of revenue, profitability and equity position reflects the company's overall financial performance during the year.
- Focus on sustainable growth and strengthening financial fundamentals.

Operational Efficiency

- Optimization of production costs and operational expenses.
- Improved resource utilization and manufacturing efficiency.
- Better cost control to protect profit margins.

Financial Strength

- Strengthening liquidity and working capital management.
- Effective management of finance costs and outstanding receivables.
- Maintaining a sustainable capital and equity structure.

Future Outlook

- Focus on value-added products and export market diversification.
- Enhancing competitiveness through quality and productivity.
- Navigating industry challenges through strategic planning and operational discipline.

THANK YOU