Fateh Industries Limited

Statement of Financial Position

As at September 30, 2026
(Un-Audited)

	30-Sep-26 RUPEES	30-Jun-26 RUPEES
NON CURRENT ASSETS		
Property, Plant and Equipments	**237,193,171**	237,751,854
Investments Property	**120,000,000**	120,000,000
Investments	**374,382**	1,481,566
	357,567,553	359,233,420
CURRENT ASSETS		
Inventories	**1,000,000**	1,000,000
Trade Receivables	**23,452,717**	23,452,717
Advances, Deposits and Prepayments	**1,876,925**	1,896,219
Income Tax refundable	**2,855,022**	2,750,475
Cash and Bank Balances	**960,410**	157,689
	30,145,074	29,257,100
Total	**387,712,627**	388,490,520
SHARE CAPITAL AND RESERVES		
Share Capital	**20,000,000**	20,000,000
Capital Reserve		
Revaluation surplus	**218,233,006**	218,525,162
Fair Value Reserve - Investment	**356,815**	1,463,999
	218,589,821	219,989,161
Revenue Reserve		
Unappropriated Profit/Accumulated Profit	**(16,275,157)**	(16,446,442)
	222,314,664	223,542,719
NON-CURRENT LIABILITIES		
Security Deposits from Tenant	**1,530,000**	1,530,000
Deferred Taxation	**10,639,498**	10,639,498
	12,169,498	12,169,498
CURRENT LIABILITIES		
Trade and Other Payables	**121,273,124**	121,950,987
Loan from Directors	**31,955,341**	30,827,315
	153,228,465	152,778,302
Total	**387,712,627**	388,490,520





SAEED ALAM	**RAUF ALAM**	**MUHAMMAD ISMAIL**
Chief Executive	Director	Chief Financial Officer

Hyderabad: November 26, 2026

Fateh Industries Limited

Statement of Profit or Loss and Other Comprehensive Income

For the 1st Quarter ended September 30, 2026

(Un-Audited)

	30-Sep-26 RUPEES	30-Sep-25 RUPEES
Sales	**0**	**0**
Cost of sales	**0**	**0**
Gross Profit	**0**	**0**
Administration expenses	**1,591,027**	**1,097,203**
Selling expenses	**0**	**0**
	1,591,027	**1,097,203**
Operating Loss	**(1,591,027)**	**(1,097,203)**
Other income	**1,334,295**	**540,000**
Exchange Gain	**192,863**	**201,597**
	1,527,158	**741,597**
	(63,869)	**(355,606)**
Financial expenses - Bank charges	**1,002**	**0**
Other charges	**56,000**	**0**
	57,002	**0**
Net (Loss)/Profit before taxation	**(120,871)**	**(355,606)**
Taxation	**0**	**0**
Net (Loss)/Profit after taxation	**(120,871)**	**(355,606)**
Other comprehensive income for the year		
Unrealized gain/(loss) on revaluation of investment - available for sale	**(1,107,184)**	77,422
Total comprehensive (Loss) for the period	**(1,228,055)**	(278,184)
(Loss) per share	**(0.06)**	(0.18)





SAEED ALAM — Chief Executive

RAUF ALAM — Director

MUHAMMAD ISMAIL — Chief Financial Officer

Hyderabad: November 26, 2026

Fateh Industries Limited

Statement of Cash Flows

For the 1st Quarter ended September 30, 2026

	30-Sep-26 RUPEES	30-Sep-25 RUPEES
A. CASH FLOW FROM OPERATING ACTIVITIES		
Net (Loss)/Profit before taxation	**(120,871)**	(355,606)
Adjustment for :		
Depreciation	**558,680**	622,116
Other income	**(1,334,295)**	0
Exchange rate difference	**(192,863)**	0
		(201,597)
	(968,478)	
	(1,089,349)	420,519
Changes in Working Capital		64,913
(Increase) / decrease in current assets		
Inventories	**0**	0
Trade Receivables	**0**	3,300,000
Advances, deposits & prepayments	**19,294**	(666,000)
Other receivables	**0**	0
Increase / (decrease) in current liabilities		
Trade and other payables	**(677,863)**	(316,600)
	(658,569)	2,317,400
Cash generated from operations	**(1,747,918)**	2,382,313
Other income	**1,334,295**	0
Income tax paid	**(104,545)**	(145,320)
Exchange rate difference	**192,863**	201,597
	(325,305)	2,438,590
B. CASH FLOW FROM INVESTING ACTIVITIES		
Dividend Received	**0**	0
Net Cash flow from investing activities	**0**	0
C. CASH FLOW FROM FINANCING ACTIVITIES		
Short term borrowing	**1,128,026**	0
	1,128,026	0
Net (decrease) / increase in Cash & Cash equivalent (A+B+C).	**802,721**	2,438,590
	802,721	2,438,590
Cash & cash equivalents at the beginning of the period	**157,689**	322,034
Cash & cash equivalent during the period	**802,721**	2,438,590
cash & cash equivalent at the end of the period	**960,410**	2,760,624





SAEED ALAM	RAUF ALAM	MUHAMMAD ISMAIL
Chief Executive	Director	Chief Financial Officer

Hyderabad: November 26, 2026

Fateh Industries Limited

Statement of Changes in Equity

For the 1st Quarter ended September 30, 2026

	Issued paid up share capital	Capital Resevers		Accumulated Profit / (Loss)	Total
		Investment Remeasurement Reserve	Revaluation Surplus		
	---------- Rupees ----------				
Balance as on July 1, 2024	**20,000,000**	**798,179**	**0**	**(111,518,757)**	**(90,720,578)**
Profit upto September 30, 2024	0	114,705	0	(1,451,311)	(1,336,606)
Balance as on September 30, 2024	**20,000,000**	**912,884**	**0**	**(112,970,068)**	**(92,057,184)**
Balance as on July 1, 2025	**20,000,000**	**920,470**	**219,858,906**	**3,359,348**	**244,138,724**
Profit / Loss upto September 30, 2025	0	77,422	0	(355,606)	(278,184)
Transfer due to Incremental Depreciation on Revaluation of Property, Plant and Equipements	0	0	(453,399)	453,399	0
Balance as on September 30, 2025	**20,000,000**	**997,892**	**219,405,507**	**3,457,141**	**243,860,540**
Balance as on July 1, 2026	**20,000,000**	**1,463,999**	**218,525,162**	**(16,446,442)**	**223,542,719**
Profit / Loss upto September 30, 2026	0	(1,107,184)	0	(120,871)	(1,228,055)
Transfer due to Incremental Depreciation on Revaluation of Property, Plant and Equipements	0	0	(292,156)	292,156	0
Balance as on September 30, 2026	**20,000,000**	**356,815**	**218,233,006**	**(16,275,157)**	**222,314,664**

SAEED ALAM
Chief Executive

RAUF ALAM
Director

MUHAMMAD ISMAIL
Chief Financial Officer

Hyderabad: November 26, 2026