



Har Ghari

ANNUALREPORT 2022



askarilife
Jee Lo Har Ghari

CONTENTS

02	Highlights 2022
03	An Illustration of an ever Growing Footprints
04	Our Group - Army Welfare Trust
05	Company Overview
07	Our Vision & Mission
08	Our Core Values
09	Code of Conduct
11	Product Highlights
27	CEO Message
28	Company Information
29	Management Team
30	Management Committee
31	Chairman's Review report
33	Directors' report
40	Directors' report in Urdu
48	Key Financial Data for the last six years
50	Review Report on Statement of Compliance with Code of Corporate Governance
51	Statement of Compliance with Code of Corporate Governance
56	Shariah Advisor Report to the Board of Directors
58	Management's Statement of Compliance with the Shariah Principles
59	Auditors' Independent Assurance Report on Shariah Compliance to the Board of Directors
62	Independent Auditors' Report to the members
67	Financial Statements
121	Statement of Directors
122	Statement by the Appointed Actuary
123	Pattern of shareholding
124	Notice of 29th Annual General meeting
132	Branch network
133	Proxy Form (English & Urdu)

90+

Locations

3,000+

Workforce

10,000+

Families Secured

48+

Cities

56%

Growth Ratio

1.3 Billion

Revenue

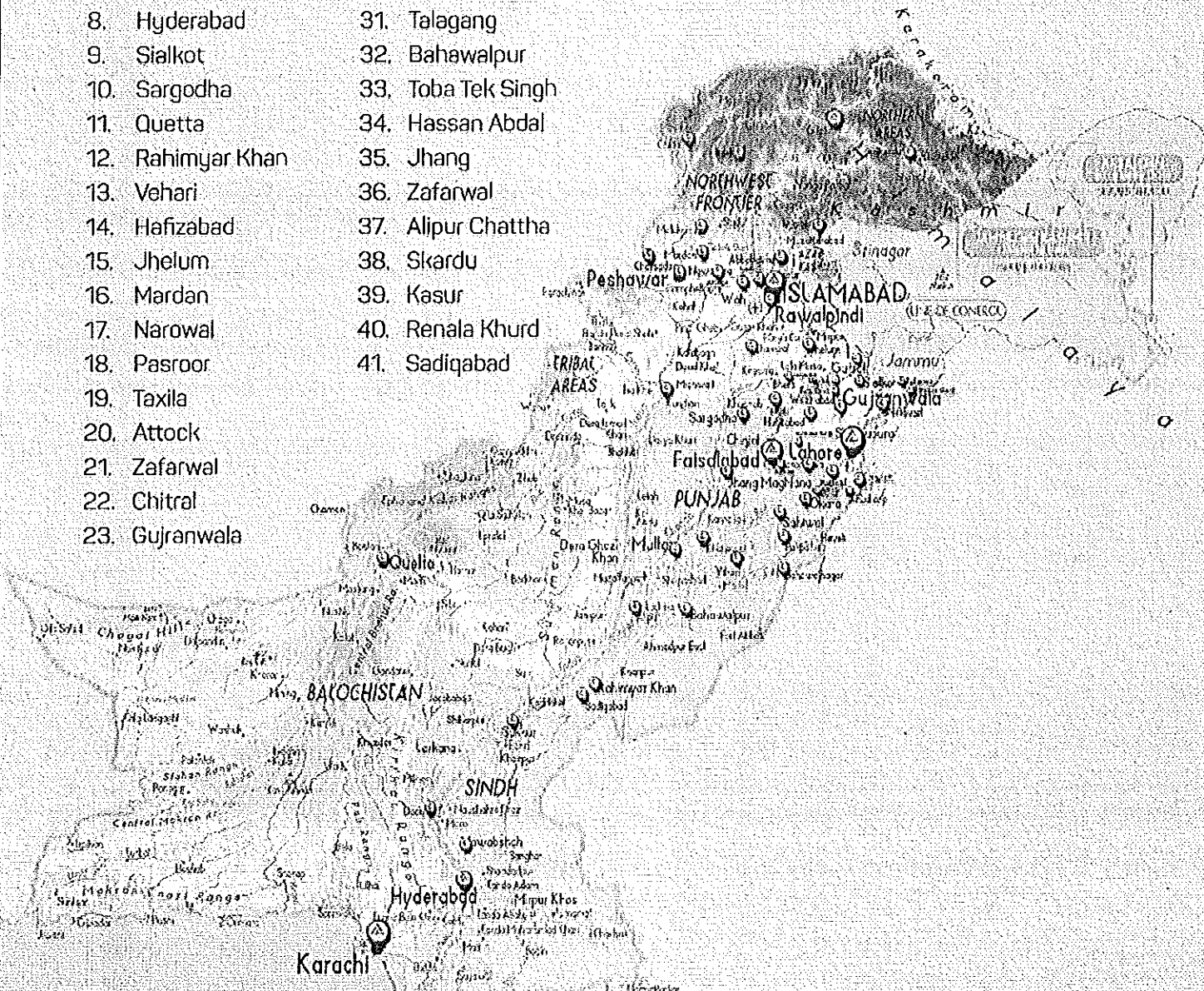
2022

Highlights


An Illustration of an ever Growing Footprints

With a strong presence across Pakistan through our branch network, we are able to tap into both urban and rural markets by expanding our reach.

- | | | |
|-------------------|--------------------|------------------------|
| 1. Karachi | 24. Wah Cantt. | 42. Bhimber-Mirpur-AJK |
| 2. Lahore | 25. Kotli AJK | 43. Okara |
| 3. Islamabad | 26. Swat | 44. Gilgit |
| 4. Multan | 27. Malakwal | 45. Gujrat |
| 5. Faisalabad | 28. Sambarial | 46. Abbottabad |
| 6. Peshawar | 29. Chakwal | 47. Khairpur |
| 7. Sukkur | 30. Bhalwal | 48. D.G Khan |
| 8. Hyderabad | 31. Talagang | |
| 9. Sialkot | 32. Bahawalpur | |
| 10. Sargodha | 33. Toba Tek Singh | |
| 11. Quetta | 34. Hassan Abdal | |
| 12. Rahimyar Khan | 35. Jhang | |
| 13. Vehari | 36. Zafarwal | |
| 14. Hafizabad | 37. Alipur Chattha | |
| 15. Jhelum | 38. Skardu | |
| 16. Mardan | 39. Kasur | |
| 17. Narowal | 40. Renala Khurd | |
| 18. Pasroor | 41. Sadiqabad | |
| 19. Taxila | | |
| 20. Attock | | |
| 21. Zafarwal | | |
| 22. Chitral | | |
| 23. Gujranwala | | |



Our Group - Army Welfare Trust



Army Welfare Trust (AWT) is one of the leading conglomerates in Pakistan with a diverse business spectrum spread all over Pakistan.

Formed in 1971

50 Years of dedication to the nation

Providing more than 28,000 employments

Above 40 billion worth Company

20 Companies/ Business Units

Rs. 2 billion contributed to national exchequer

Presence in all major sectors including Insurance, Aviation, CNG, Agriculture, Manufacturing, Sugar, Lubricants, Real Estate, Security Solutions and Information Technology and many other diverse fields.

Company Profile

Askari Life Assurance Co. Ltd, is part of one of the leading conglomerates in Pakistan, Army Welfare Trust (AWT). Our Insurance solutions range from savings and family protection products to unit link plans and customized health and life coverages. We develop products and processes to enhance opportunities and mitigate the risk of threats to the overall financial and business objectives of our individual and corporate clients.

As a company we rely on innovation to be a key driver for future growth which allows for more customized solutions, digitization and swift product development.

A Legacy of Distinction

Askari Life Assurance Co. Ltd. comes from a legacy of distinction and integrity. The parent group (AWT), was formed in 1971 and comprises of a diversified business portfolio renowned in all major sectors of Pakistan including General Insurance, Aviation, CNG, Agriculture, Manufacturing, Sugar, Lubricants, Real Estate, Security Solutions and Information Technology.

Askari General Insurance Company Limited (AGICO), under the umbrella of AWT, has been operating since 1995 with a prominent standing in Pakistan's Insurance industry.

Askari Life Assurance Co. Ltd is a Public Limited Company with shares traded in Pakistan Stock Exchange (PSX).

Askari Life also offers Assorted Product Portfolio like Universal Life Investment Plans, Group Life Insurance, Variety of term Life products providing customized options

Askari Life has a team of highly trained professionals, dedicated to offering a client focused policy management system, through swift claim processing and settlement with a strong financial backing. Askari Life is at the forefront in providing the ultimate insurance experience by adding value to the lives of its customers.


We have designed a service strategy that is highly responsive and personalized to provide complete peace of mind to our clients.

Askari Life has sophisticated Channels of Distribution like Agency Network, Bancassurance (including Askari Bank, Silk Bank, Al Baraka Bank and Samba Bank), Corporate Sales and diverse Distribution partners like TCS, Bogo Discount App, MediQ Smart healthcare.

Askari Life offers a wide range of insurance solutions. Askari Life is the first Life insurance company to start both Conventional and Takaful solutions in 1st year of its operations.


Product & Services offered:

Individual Life Insurance – Saving Plans
Individual Life Insurance – Term Life Plans
Family Takaful – Saving Plans
Group Life Insurance/Group Family Takaful
Bancassurance/ Bancatakaful




OUR VISION



To be a trusted, globally acknowledged,
top rated Financial Solutions Providing Company.



OUR MISSION

To uplift the financial well-being of Policy Holders,
Customers, Advisors, Employees; and Sharehold-
er profitability by continuously reinforcing deep
commitment to our core values.





OUR VALUES

FINANCIAL ACUMEN

We believe in empowering our customers through need based packaged financial solutions to cater specific needs with an extensive distribution network.

CUSTOMER CARE

We believe in creating value for society by optimizing customer experience through superior financial advisory that makes positive difference in our customer's life

ETHICAL CONDUCT

We believe in exhibiting and ensuring honesty and integrity at all times by encouraging open communication, transparency and humility.

SUSTAINABILITY

We believe in generating revenue from multiple channels to build a strong asset base for long term sustainable income and growth for the Trust.



CODE OF CONDUCT

The Askari Life's policy is to conduct business with honesty and integrity and be ethical in all its dealings, showing respect for the interest of those with whom it has relationship.

The Askari life is committed to run its business in an environment that is sound and sustainable. As a responsible corporate citizen, the company recognizes its social responsibilities, and endeavors to contribute for betterment of society as a whole.

Askari Life is an equal opportunity employer. Its employee recruitment and promotional policies are free of any gender bias, and is merit as well as excellence oriented. It believes in providing its employees safe and healthy working conditions, and in maintaining good channels of communications.

The Askari Life shall comply with all laws, and regulations with letter and in spirit which are applicable on the company. All employees are expected to familiarize themselves with laws and regulations governing their individual areas of responsibility, and not to transgress them, and in case employees become aware of the violation of any laws, it is the responsibility of the employee to report the matter to Head of Compliance and CEO.

Employees are required to comply with Anti-money laundering Laws and Company's Anti-Money Laundering (AML) Manual in order to prevent the company being used as a medium for money laundering activities and terrorism financing activities. Moreover, employees are also required to immediately notify the AML-Compliance Officer in case they found any suspicion of the Money laundering activities while dealing with the customers.


The Askari life does not support any political party nor contributes to the funds of groups whose activities promote party interests.

The Askari life is committed to provide services, which consistently offer value in terms of price and quality and satisfy customer needs and expectations.

The Askari life firmly believes and adheres to the principles of reliability and credibility in its financial reporting and in transparency of business transactions.

The Askari life expects its employees to abide by professional code of ethics whereby company information and assets are not used for any personal advantage or gain. Any conflict of interests should be avoided.

The Board ensures that the above principles are complied with, for which the Board has constituted the Risk Management & Compliance Committee and Audit committee, to be supportive of compliance.



Nayab Plan

With Askari Life Nayab & Zarkhez Plans, you can map your future as you desire. It provides you a combination of protection and investment solutions with the flexibility of customization as per your specific need.

Key Features

Packaged Solution

Keeping in view the changing economic trends, we have bundled all your financial needs (saving, investment and protection) under one solution.

Customized Plan

You can customize your plan according to your need and choose from variety of add-ons with the help of our financial planner.

Tax Benefit

You can also enjoy tax benefits through Askari Life's savings & investment plan.



Zarkhez Plan

Additional Investment Option (Top-Up Premium)

This plan provides you an option to add or withdraw amount over and above your regular premium during the course of your policy term with ease, that will provide increment to your investment.

Insurance Benefit

It provides the freedom to provide the desired financial security to your loved ones. In case of your unfortunate event of death, your nominated family member can be paid up to 200 times of the annual premium.

Optional Benefits

With the variety of exclusive features/add-ons, you can draft your plan to cater to your responsibilities with ease.

- School Fee Waiver
- Child Wedding Benefit
- Hospitalization Cover
- Major Surgery Benefit
- Accidental Death & Disability Rider
- Waiver of Premium (Death)
- Waiver of Premium (Disability)
- Monthly Income Benefit
- Level Term Rider
- Critical Illness Rider



askarilife

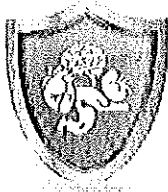
Jee Lo, Har Ghari

Askari life introduces


Anmol Zindagi Plan

Healthy Life, Better Future!

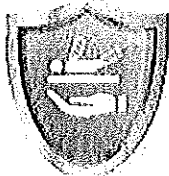
**Benefits like
never Before!**



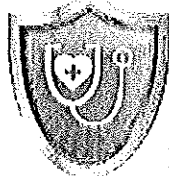
Financial Support
against Major diseases



Exclusive Protection
Against COVID-19



Hospital's Stay
Expense Covered



Get Your Hospital
Bills Reimbursed



Hospital of your
Choice



Life Protection
Solution



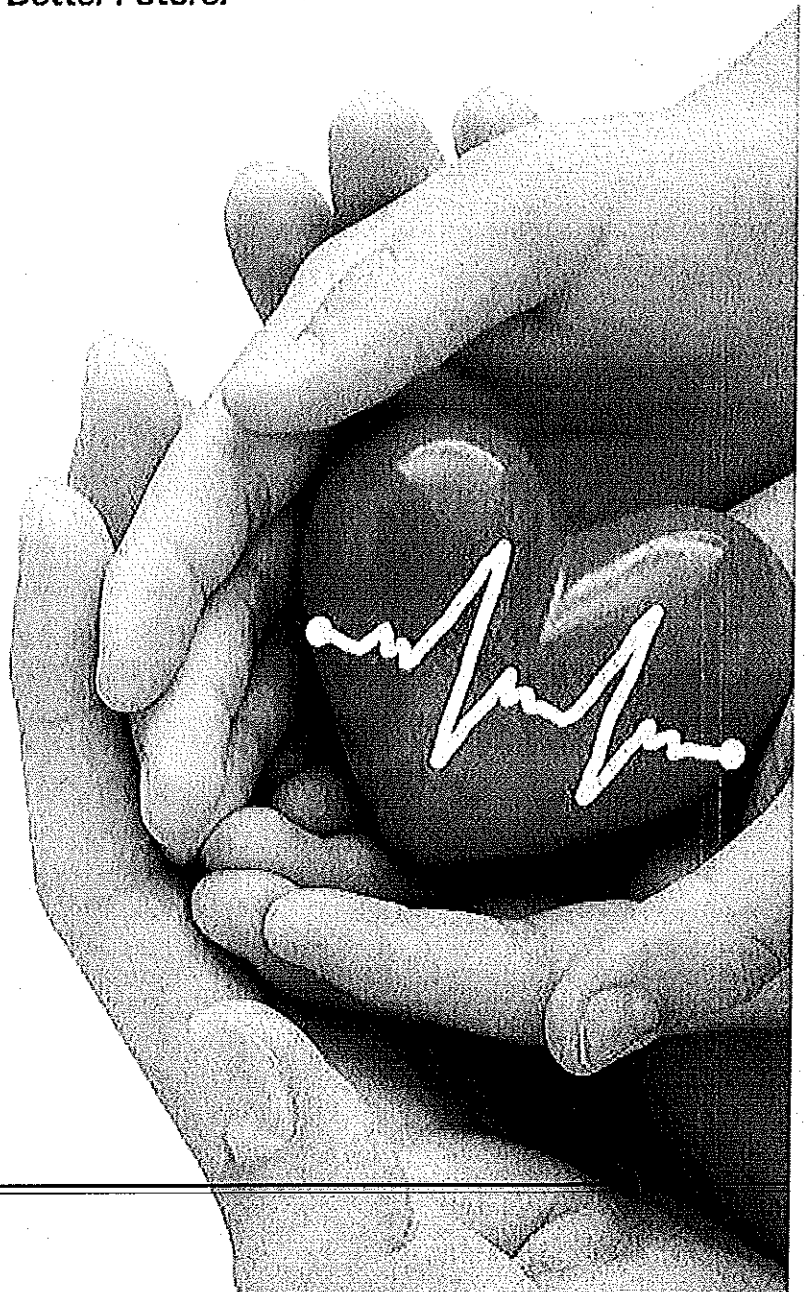
Double Financial
Protection against
Accidental Fatality



Choose Package
as per your Needs



Complete Protection
for your loved Ones



Sometimes we take life and the blessings that come with it for granted. We get so busy with just living the routine life and getting used to it that uncertainties are often ignored. Despite all this, we still desire to give the finest life to our loved ones and thus, plan our future in the best possible way. However, sometimes life gets unpredictable and pursuing our dreams while leading a stress free life, seems a little far-fetched. The recent global pandemic being COVID-19 that shook the world lately was an eye opener for many as it made people value life even more. Life became more precious while relationships strengthened more than ever.

Looking at the situations that arise due to these circumstances, Askari Life continues to be there for you always; to listen to you, to offer you advice and to create lively environments for you to thrive in. We want you to be resilient and stay put, because good times will soon arrive! So, with Askari Life, no matter what the conditions be, you will be motivated to live your life to the fullest!

Hence we introduce "Anmol Zindagi", a health and life protection plan that understands how precious your life and health are and prepares you to face any unforeseen challenges without a doubt!

Benefits like never Before!

Financial Support against Chronic diseases

Whenever there is a situation of a global pandemic, people realize the value of life more than ever. These are the times when people get closer to their loved ones and understand the importance of keeping theirs and their family's lives safe. Taking this into consideration, Askari Life realized that situations when people get affected by chronic diseases are not less than any other major threats that arise due to pandemics or unforeseen circumstances. Thus, financial planning for such conditions or preparation to face them without any difficulties is equally important!

Anmol Zindagi offers this exclusive benefit that provides you with 20% of the total sum assured amount in case you get diagnosed with any of the below mentioned chronic diseases so you can manage your hospital bills and expenses without any obstacles. This includes;

- o Heart Diseases treatment
- o Cancer treatment
- o Major Organ Transplant
- o Neurological Diseases treatment

This benefit is specifically designed to offer living benefits to our customers as depicted in our Brand's mantra of "Jeelo Har Ghari" so you and your loved ones continue living your life & enjoying every moment to the fullest!

Exclusive Protection Against COVID-19

COVID-19 is one of the biggest health concerns which is believed to have a long term impact on the lives of people. With Anmol Zindagi, you can prepare for the worst in the best possible way as we will be there to take care of you and your loved ones by providing 50% extra amount of the sum assured in case of demise due to COVID-19.

Hospital's Stay Expense Covered for up to 60 days in case of Accident

Leading a healthy lifestyle in the modern high-stress routines is challenging. Medical emergencies can arise without any intimation. At such times, treatment costs can put a huge financial burden on families. Sometimes, such huge payments can cause imbalances in your family finances.

To ensure that you are well protected against unforeseen medical expenses, Anmol Zindagi brings you a unique benefit which offers hospitalization coverage, as per which, in case of hospitalization of more than 1 day, due to accident, you will get a coverage of Rs. 5000/day, for up to 60 days, thus, a maximum coverage of

Rs. 300,000 at any hospital of your choice.

Hospital of your Choice!

The Accidental Hospitalization coverage benefit can be availed upon admission to any registered hospital in Pakistan. So, choose your own hospital for treatment and we will get you covered!

Additional Benefits

Life Protection Solution

This worldly life, no matter how desirable it might be, is temporary and everyone has to leave one day or the other. But to plan the life that we live and the life that our family will live in our absence in the most desirable way, is what every individual wants. However, a sudden demise of a bread-earner without prior financial planning can make many lives difficult. And that is why Askari Life asks you to leave all your worries with us as with our Anmol Zindagi Plan, you can ensure desired financial security for your family by choosing a lump sum amount of as much as PKR 1,000,000 which will be given to your family in case of any unpleasant incident or in your absence.

Double Financial Protection against Accidental Fatality

In the journey of life, you always walk an extra mile to provide better future to your family. However, this journey of life is full of uncertainties; you never know how the future will unveil. In today's scenario, with the increase in the number of instances of accidents, it is imperative to shield your family's future against such eventually. Askari Life protection solution against accidents, offers an additional financial security of up to 2 million, to your family in the event of an accident that may result a sudden demise or permanent disability.

Free Look Period

Life insurance plan is a long-time commitment towards your goal to provide desired financial security and prosperity to yourself and your loved ones. However, in case you realize that you are not satisfied with the product offering, you need not to worry, as Askari Life offers a free look period where you can return the policy documents within 14 days and get 100% refund.

Complete Protection for your Loved Ones

Anmol Zindagi gives you the chance to protect not only your life but also the lives of those who mean the world to you! Hence, by paying a minimum additional amount, all the benefits mentioned above can be availed by your family as well.



Kanz-ul-Askari

Family Takaful Certificate

Kanz ul Askari Family Takaful is a Shariah compliant Family Takaful plan which offers Family Takaful protection and a minimum 10 year riba free investment. The Takaful system is based on shared responsibility, brotherhood, solidarity and mutual cooperation, where risk is shared collectively by a group of participants, who by paying contributions to a common fund, agree to jointly help member against loss or damage to any one of them as defined in the pact.

Key Features

Shariah Compliant Investment Package

Askari Life - Window Takaful Operations has designed a Shariah compliant Family Takaful certificate that ensures the fulfillment of your changing needs at each life cycle. This Family Takaful certificate provides a long term investment and protection plan with low but shared risks according to the Shariah guidelines.

You can be at any stage of your life and find this plan to be understanding of your needs because of its low risk profile and high returns due to the nature of its term.

Design Your Customized Solution

With Family Takaful Certificates you can design the future you want for yourself! It provides you the flexibility to personalize your plan according to your own goals and family's unique lifestyle. There are many flexible options the plan provides, such as altering your investment and protection level. In addition to flexibility, you can also opt from various optional add-ons with the help of our certified financial advisor, who will add more benefit to your certificate.

Moreover, our universal life-participants investment fund structure offers a wide range of investment in; upto 100% in Sukuks, upto 50% in KMI 30 equities, upto 30% in Islamic TFCs, upto 50% in Mutual Funds, upto 30% in Real Estate and upto 100% in Islamic Bank /Term Deposits.

Free Hajj Coverage

Our Family Takaful protection ensures the security of the person covered on their walk in the name of God. In case of any unforeseen instance that results in the demise of a person covered which occurs due to any accident during hajj, Askari Life - Window Takaful Operations will provide Rs. 2.5 million as sum cover to the beneficiary(ies) of the certificate.



Iqra Family Takaful

Iqra Family Takaful is a shariah compliant family takaful plan which offers families utmost comfort of planning their child's successful future. Good quality education is a necessity for every person and no one deserves to be deprived of it only because of financial constraints, which is why, Askari Life-Window Takaful Operations brings you its extensive education plan - all crafted and prepared to help you and your child receive the best.

Additional Investment Option (Top-Up)

This feature provides additional flexibility to your existing plan. If you have any additional funds available at any stage, you can place them as investment under Family Takaful Certificates during the course of the certificate term that will further enhance your cash value. Many people use this option to make yearly contribution payment by placing additional investment as top-up with their certificate. The minimum amount you can top up your certificate with is Rs. 10,000/- which will be allocated at a 100%.

Tax Credit

With Family Takaful Certificates, you can also avail tax benefit, as per prevailing norms under section 62 of income tax ordinance 2001.

Protection Multiple (Cover Multiple)

A sudden unforeseen event can affect many connected lives. In that case financial security for your family is of utmost priority. With Family Takaful Certificates, you can ensure desired financial security for your family. You can fix a significant lump sum amount as much as you anticipate from the available maximum cover that would be enough to meet your future financial needs.

Additional Optional Benefits

Apart from standard applicable benefits such as protection and investment, both Family Takaful Certificates also offers you additional benefits, and the liberty to choose from various optional benefits, based on your goals and financial capabilities subject to the payment of additional Waqf donation.

- School Fee Waiver
- Hospitalization Coverage
- Major Surgery Benefit
- Waiver of Contribution Supplementary Benefit (Death)
- Waiver of Contribution Supplementary Benefit (Disability); Special needs, special benefits
- Accidental Death & Disability Supplementary Benefit
- Level Term Family Takaful (Additional Coverage Option)
- Critical Illness (CI) Supplementary Benefit
- Monthly Income Benefit
- Marriage Supplementary Benefit



askaribank



Askari Life Value Plan



Being conscious about your changing financial needs Askari Life in collaboration with Askari Bank has designed a unique product called "Askari Life Value Plan", which not only provides comprehensive protection but also enables your savings to grow steadily over-time, giving you and your loved ones peace of mind. Hence you and your family can easily realize their dreams and truly enjoy every moment of their lives, without worrying about future uncertainties.

Key Features

Complete Package

As we go through each stage in life, our financial responsibilities change. Our perspective on life and savings changes with time. Being conscious about your changing needs, Askari Life has designed the Askari Value plan which not only provides long-term protection from unforeseen circumstances but also brings prosperity into your life. Whether you are at the beginning of your career, have just started a family, require funds for your child's education or marriage or would like to plan for your retirement, all possibilities are ensured under the Askari Value Plan.

Strengthen your Child's Future

When a child is born, a dream is born. We being a parent would want to shape that dream and bring it to reality in the best possible way. Either it's the question of providing top-quality education or making best arrangement for their marriage, we always want the best for our child. Askari Value Plan helps you in achieving all those dreams with ease, as this plan offers one of the most effective way to keep your child's future secured along-with the peace of mind through various exclusive benefits and coverage enhancement options that can be tailored as per your child's future financial needs.

Customized Plan

With Askari Value Plan, you can design the future you want for yourself! It provides you the flexibility to personalize your plan according to your own goals and family's unique lifestyle. There are many flexible options the plan provides, such as altering your investment and protection level. In addition to flexibility, you can also opt from various optional add-ons with the help of our certified financial advisor, that will add more benefit to your policy.

Additional Investment Option (Top-up)

This feature provides additional flexibility to your existing plan. If you have any additional funds available at any stage you can place them as investment under Askari Value plan during the course of the policy term that will further enhance your cash value. Many people use this option to

make yearly premium payment by placing additional investment as top-up with their policy.

Cover Multiple (Life Insurance Protection)

A sudden departure of a bread-earner can make many lives difficult. In that case financial security for your family is of utmost priority. With Askari Value Plan you can ensure desired financial security for your family. You can fix a significant lump sum amount as much as you anticipate would be enough to fulfill their future financial needs which could be set as high as 200 times of the premium amount.

Emergency Monetary Access

What do you do when you have an urgent requirement of cash? You either borrow it from some one or sell your valuables. To save you from all those hassles and to satisfy your urgent cash requirement, Askari Value Plan offers a valuable loan facility and easy access to cash (of up-to 50% of your account value).

Inflation Protection

It's an unfortunate fact that the money we have is worth a little less every day. As rising inflation erodes all our savings bit by bit, we need a plan to keep our savings intact. Askari Value Plan offers this unique feature dedicated to combat inflation with just 5% increment in the premium every year.

Tax Credit

With Askari Value Plan, you can also avail tax benefit, as per prevailing norms under section 62 of Income tax ordinance 2001.

Free Look Period

Life insurance plan is a long-time commitment towards your goal to provide desired financial security and prosperity to yourself and your loved ones. However, in case you realize that you are not satisfied with the product offering, you need not to worry, as Askari Life offers a free look period where you can return the policy documents within 14 days and get 100% refund.


Optional Benefits

Apart from standard applicable benefits such as protection and investment, Askari Value also offers you additional benefits, and the liberty to choose from various optional insurance benefits, based on your goals and financial capabilities.

- School Fee Waiver
- Hospitalization Coverage
- Monthly Income Benefit
- Waiver of Premium (Disability)
- Waiver of Premium (Death)
- Accidental Death & Disability Rider
- Level Term Rider (Additional Coverage Option)
- Critical Illness Rider
- Major Surgery Benefit

SILKBANK 
Yes we can

Askari Zamin Plan



Askari Life's utmost belief is in securing and ensuring that their customers are taken care of and to live up to it, we introduce **Askari Zamin plan** to ensure your next moment is as secured as your present and you can surely predict happiness in future too!

Key Features

Capital Protection

Askari Zamin Plan aims to preserve your principal amount while offering better returns. Hence, even if the market sees unforeseen circumstances at any time, you can be at the peace of mind of getting back the amount you paid over the period of time considering you have remained in force for at least 10 years.

All in one Package!

As we go through each stage in life, our financial responsibilities change. Our perspective on life and savings changes with time. Being conscious about your changing needs, Askari Zamin Plan not only provides long-term protection from unforeseen circumstances but also brings prosperity into your life. Whether you are at the beginning of your career, have just started a family, require funds for your child's education or marriage or would like to plan for your retirement, all possibilities are ensured through this plan.

Strengthen your Child's Future

When a child is born, a dream is born. We, being a parent, would want to shape that dream and bring it to reality in the best possible way. Either it's the question of providing top-quality education or making best arrangement for their marriage, we always want the best for our child. Askari Zamin Plan helps you in achieving all those dreams with ease, as this plan offers one of the most effective ways to keep your child's future secured along with the peace of mind of opting for various exclusive benefits and coverage enhancement options that can be tailored as per your child's future financial needs.

Make Your Own Plan

With Askari Zamin Plan, you can design the future you want for yourself! It provides you the flexibility to personalize your plan according to your own goals and family's unique lifestyle. There are many flexible options this plan provides one of which is altering your investment and protection level. In addition to flexibility, you can also opt from various optional add-ons with the help and expert advice of our certified financial advisor that will add more benefit to your policy.

Additional Investment Option (Top-up)

This feature provides additional flexibility to your existing plan.

Optional Benefits

Apart from standard applicable benefits such as protection and investment, Askari Zamin Plan also offers you additional benefits, and the liberty to choose from various optional insurance benefits, based on your goals and financial capabilities.

- School Fee Waiver
- Financial Support against Chronic diseases
- Hospital's Stay Expense Covered for up to 60 days in case of Accident
- Hospital of your choice!
- Monthly Income Benefit
- Waiver of Premium (Disability)
- Waiver of Premium (Death)
- Accidental Death & Disability Rider
- Level Term Benefit (Additional Coverage Option)
- Critical Illness Benefit

If you have any additional funds available at any stage, you can park them as investment under Askari Zamin Plan during the course of the policy term that will further enhance your cash value. Many people use this option to make yearly premium payment by placing additional investment as top-up with their policy.

Cover Multiple (Life Insurance Protection)

A sudden demise of a bread-earner can make many lives difficult. In that case financial security for your family is of utmost priority. With Askari Zamin plan, you can ensure desired financial security for your family by fixing a significant lump sum amount, as much as you anticipate would be enough to fulfill their future financial needs, which could be set as high as 200 times of the premium amount.

Anytime Cash Access

What do you do when you have an urgent requirement of cash? You either borrow it from someone or sell your valuables. To save you from all those hassles and to fulfil your urgent cash requirement, Askari Zamin Plan offers a valuable loan facility and easy access to cash (of up-to 50% of your account value).

Inflation Protection

It's an unfortunate fact that the money we have is worth a little less every day. As rising inflation erodes all our savings bit by bit, we need a plan to keep our savings intact. Askari Zamin Plan offers this unique feature dedicated to combat inflation with just 5% increment in the premium every year.

Tax Credit

With Askari Zamin Plan, you can also avail tax benefit, as per prevailing norms under section 62 of income tax ordinance 2001.

Free Look Period

Life insurance plan is a long-time commitment towards your goal to provide desired financial security and prosperity to yourself and your loved ones. However, in case you realize that you are not satisfied with the product offering, you need not to worry, as Askari Life offers a free look period where you can return the policy documents within 14 days and get 100% refund.



Askari Sarparast Falak

Askari Sarparast Falak and Askari Sarparast Mashaal Family Takaful Certificates providing both long and short term options to Participant, with the flexibility to choose the contribution payment term and coverage term that best suit your savings needs and affordability.

alBaraka 

Key Features

Shariah Compliant Investment Package

Askari Life-Window Takaful Operations has designed a Shariah compliant family Takaful Certificate that ensures the fulfillment of your changing needs at each life cycle. This family Takaful Certificate provides a long term investment and protection plan with low but shared risks according to the Shariah guidelines.

You can be at any stage of your life and find this plan to be understanding of your needs because of its low risk profile and high returns due to the nature of its term.

Design Your Customized Solution

With both certificates you can design the future you want for yourself! It provides you the flexibility to personalize your plan according to your own goals and family's unique lifestyle. There are many flexible options the plan provides, such as altering your investment and protection level. In addition to flexibility, you can also opt from various optional add-ons with the help of our certified financial advisor, who will add more benefit to your certificate.

Moreover, the fund structure offers a wide range of investment in; Upto 100% in Sukuks, Upto 50% in KMI 30 Equities, Upto 30% in Islamic TFCs, Upto 50% in Mutual Funds, Upto 30% in Real Estate and Upto 100% in Islamic Bank /Term Deposits.

Free Hajj Coverage

Our Family Takaful protection ensures the security of the person covered on their walk in the name of God. In case of any unforeseen instance that result in the demise of a the person covered which occurs due to any accident during Hajj, Askari Life-Window Takaful Operations will provide Rs. 2.5 million as coverage to the beneficiary(ies) of the certificate.



Askari Sarparast Mashaal

Additional Investment Option (Top-Up)

This feature provides additional flexibility to your existing plan. If you have any additional funds available at any stage, you can place them as investment under Sarparast Falak during the course of the certificate term that will further enhance your cash value. Many people use this option to make yearly contribution payment by placing additional investment as top-up with their certificate. The minimum amount you can top up your certificate with is Rs. 10,000/- which will be allocated at a 100%.

Tax Credit

With both certificates, you can also avail tax benefit, as per prevailing norms under section 62 of income tax ordinance 2001.

Protection Multiple (Cover Multiple)

A sudden unforeseen event can affect many connected lives. In that case financial security for your family is of utmost priority. With Sarparast Falak, you can ensure desired financial security for your family. You can fix a significant lump sum amount as much as you anticipate from the available maximum cover that would be enough to meet your future financial needs.

Optional Benefits

Apart from standard applicable benefits such as protection and investment, Sarparast Falak also offers you additional benefits, and the liberty to choose from various optional benefits, based on your goals and financial capabilities subject to additional Waqf Donation.

- School Fee Waiver
- Hospitalization Coverage
- Major Surgery Benefit
- Anmol Zindagi Supplementary Benefit
- Waiver of Contribution Supplementary Benefit (Death)
- Waiver of Contribution Supplementary Benefit (Disability); Special needs, special benefits
- Accidental Death & Disability Supplementary Benefit
- Level Term Family Takaful (Additional Coverage Option)
- Critical Illness (CI) Supplementary Benefit
- Monthly Income Benefit

Askari Muhaffiz Plan



The ongoing worldwide pandemic being Covid-19 that shook the world recently was a shocker for some as it made individuals value life much more. Life became more precious while relationships strengthened more than ever.

Hence we introduce "Askari Muhaffiz Plan", a health and life protection plan that is specially designed considering how precious your life and health are as it prepares you to face any unforeseen challenges without a doubt!

One of its kind Benefits!

Financial Support against Chronic diseases

Whenever there is a situation of a global pandemic, people realize the value of life more than ever. These are the times when people get closer to their loved ones and understand the importance of keeping theirs and their family's lives safe. Taking this into consideration, Askari Life realized that situations when people get affected by chronic diseases are not less than any other major threats that arise due to pandemics or unforeseen circumstances. Thus, financial planning for such conditions or preparation to face them without any difficulties is equally important!

Samba Muhaffiz Plan offers this exclusive benefit that provides you with 20% of the total sum assured amount in case you undergo surgery for any of the below mentioned chronic diseases, so you can manage your hospital bills and expenses without any obstacles. This includes:

- Heart Diseases treatment
- Cancer treatment
- Major Organ Transplant
- Neurological Diseases treatment

This benefit is specifically designed to offer living benefits to our customers as depicted in our Brand's mantra of 'Jee Lo Har Ghari' so you and your loved ones continue living your life & enjoying every moment to the fullest!

Exclusive Protection Against COVID-19

Covid-19 is one of the biggest health concerns which is believed to have a long term impact on the lives of people. With Samba Muhaffiz Plan, you can prepare for the worst in the best possible way as we will be there to take care of you and your loved ones by providing 50% extra amount of the sum assured in case of demise due to Covid-19.

Double Financial Protection against Accidental Fatality

In the journey of life, you always walk an extra mile to provide better future to your family. However, this journey of life is full of uncertainties; you never know how the future will unveil. In today's scenario, with the increase in the number of instances of accidents, it is imperative to shield your family's future against such eventuality. Askari Life protection solution against accidents, offers an additional financial security of up to 4 million, to your family in the event of an accident that may result a sudden demise or permanent disability.

Additional Benefits

Life Protection Solution

This worldly life, no matter how desirable it might be, is temporary and everyone has to leave one day or the other. But to plan the life that we live and the life that our family will live in our absence in the most desirable way, is what every individual wants. However, a sudden demise of a bread-earner without prior financial planning can make many lives difficult. And that is why Askari Life asks you to leave all your worries with us as with our Samba Muhaffiz Plan, you can ensure desired financial security for your family by choosing a lump sum amount of as much as PKR 2,000,000 which will be given to your family in case of any unpleasant incident or in your absence.

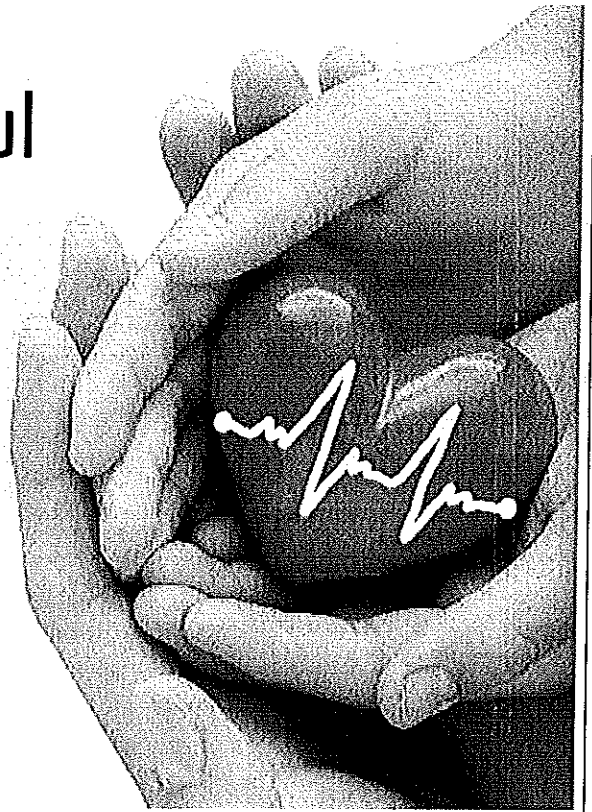
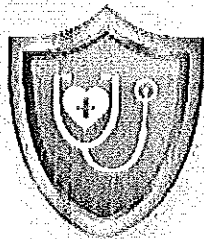



Complete Protection for your Loved Ones

Samba Muhaffiz Plan gives you the chance to protect not only your life but also the lives of those who mean the world to you! Hence, by paying an additional amount, all the benefits mentioned above can be availed by your family as well.

Free Look Period

Life insurance plan is a long-time commitment towards your goal to provide desired financial security and prosperity to yourself and your loved ones. However, in case you realize that you are not satisfied with the product offering, you need not to worry, as Askari Life offers a free look period where you can return the policy documents within 14 days and get 100% refund.

Anmol Family Takaful



The Takaful system is based on shared responsibility, brotherhood, solidarity and mutual cooperation, where risk is shared collectively by a group of participants, who by paying contributions to a common fund, agree to jointly help member against loss or damage to any one of them as defined in the pact.

Key Features

All in one Package!

As we go through each stage in life, our financial responsibilities, our perspective in life change with time. Being conscious about your evolving needs, Anmol Family Takaful Plan not only provides protection from unforeseen circumstances but also brings the desired peace of mind for everyone as you would be certain about your health and wellness and can live life in peace to the fullest!

Financial Support against Chronic diseases

Imagine having to worry about your finances in case of under-going a surgery. Such a calamity can create a havoc in your family. Thus, financial planning for such conditions or preparation to face them without any difficulties is equally important!

Anmol family Takaful Plan offers this exclusive benefit that provides you with an upfront financial support of up to 20% of the sum covered value you in case you undergo surgery for any of the below mentioned chronic diseases, so you can manage your hospital bills and expenses without any obstacles. This includes;

- Heart Diseases treatment
- Cancer treatment
- Major Organ Transplant
- Neurological Diseases treatment

This benefit is specifically designed to offer living benefits to our participants as depicted in our Brand's mantra of 'Jeelo Har Ghari' so you and your loved ones continue living your life & enjoying every moment to the fullest!

Hospital's Stay Expense Covered for up to 60 days in case of Accident

Leading a healthy lifestyle in the modern high-stress routines is challenging. Medical emergencies can arise without any intimation. At such times, treatment costs can put a huge financial burden on families. Sometimes, such huge payments can cause imbalances in your family finances.



Tahaffuz Family Takaful

To ensure that you are well protected against unforeseen medical expenses, Anmol Family Takaful Plan brings you a unique benefit which offers hospitalization coverage (only on accidental hospitalization), as per which, in case of hospitalization due to accident, you will get a coverage of Rs.2500/day, for up to 60 days, thus, a maximum coverage of Rs.150, 000 at any hospital of your choice.

Exclusive Protection against Covid-19

Covid-19 is one of the biggest health concerns which is believed to have a long term impact on the lives of people. With Anmol Family Takaful Plan, you can prepare for the worst in the best possible way as we will be there to take care of you and your loved ones by providing 50% extra amount of the sum covered in case of demise due to Covid-19 (can be availed during the first 6 months of the certificate issuance)

Money Back Guarantee

Family Takaful Certificate is a commitment towards your goal to provide desired financial security and prosperity to yourself and your loved ones. However, in case you realize that you are not satisfied with the product offering, you need not to worry, as Askari Life-Window Takaful Operations offers a free look period where you can return the Participant's Membership documents within 14 days and get 100% refund.

Protection Benefit

How well your future may be planned? Your protection along with your loved ones protection is priceless! Our Family Takaful Protection benefit ensures the financial safety of you and your family in cases of unfortunate events. The Certificate pays the beneficiary (ies) a fixed amount.

Monthly Income Benefit

This certificate also offers monthly income benefit, through which in case of any unforeseen circumstance in the covered person's life as defined in the Provisions in this Documents, Askari Life-Window Takaful Operations will pay a monthly income up to 15 months to the beneficiary (ies) of the certificate.

Free Look Period

Family Takaful Certificate is a commitment towards your goal to provide desired financial security and prosperity to yourself and your loved ones. However, in case you realize that you are not satisfied with the product offering, you need not to worry, as Askari Life-Window Takaful Operations offer a free look period where you can return the Participant's Membership Documents (PMD) within 14 days and get a 100% refund of contribution.



CEO Message

Askari Life management team made concerted efforts to maintain growth momentum in 2021 capitalizing on the strong foundations laid down in preceding years. Despite the challenging environment, Askari Life team showed immense resilience to improve product structures and incentives to help engage new partners for distribution. During 2022, Company expanded its direct sales footprint by increasing distribution network in all the major cities of Pakistan.

Competent teams of professionals at Askari Life are continuously striving for bringing innovative products in conventional and Takaful space alongside building cost effective yet scalable distribution strategies. By the grace of Almighty, Company maintained its growth path by increasing individual life and corporate business. Management team is confident of competitive business results in coming years due to innovative strategies and efficiency in operational infrastructure.

Our teams make our work meaningful and exciting, boasting a culture of transparency and collaboration, allowing individuals to deliver at their best. I want to thank our customers, distributors, partners and shareholders for placing their trust in our team and brand. I also want to thank our employees for their outstanding commitment to our core values and dedication to making Askari Life a trusted financial partner.

Jehanzeb Zafar
CEO Askari Life

Company Information

Board of Directors

Lt. Gen. Naveed Mukhtar (Retd)
Chairman/ Non-Executive Director

Air Vice Marshal Muhammad Athar Shams (Retd)
Non-Executive Director

Rizwan Ullah Khan
Non-Executive Director

Malik Riffat Mahmood
Non-Executive Director

Javed Yunus
Non-Executive Director

Ayesha Rafique
Independent Director

Tariq Hameed
Independent Director

Jehanzeb Zafar
CEO/ Executive Director

Board Committees

Audit Committee

Tariq Hamid	Chairman
Rizwan Ullah Khan	Member
Malik Riffat Mahmood	Member
Muhammad Nadeem Rajput	Secretary

Investment Committee

Malik Riffat Mahmood	Chairman
Air Vice Marshal Muhammad Athar Shams (Retd)	Member
Jehanzeb Zafar	Member
Rehan Mobin	Member
Muhammad Azmatullah Sharif	Member
Muhammad Nadeem Rajput	Secretary

Ethics, Human Resource Remuneration & Nomination Committee

Ayesha Rafique	Chairperson
Air Vice Marshal Muhammad Athar Shams (Retd)	Member
Rizwan Ullah Khan	Member
Jehanzeb Zafar	Member
Waqas Waseem	Secretary

Management Team



Rehan Mobin
Chief Financial Officer



M. Azmatullah Sharif
Chief Operating Office



Syed Ali Imran
Distribution Services



Khurram S. Awan
Agency Distribution Sales



Khalid Nazir
Corporate Sales



M. Nadeem Rajput
Company Secretary



Waqas Waseem
HR and Administration



Sohail Siddiqui
Information Technology



Atif Shamim Syed
Compliance

Management Committees

Risk Management & Compliance Committee

Air Vice Marshal Muhammad Athar Shams, (Retd)	Chairman
Tariq Hameed	Member
Jehanzeb Zafar	Member
Rehan Mobin	Member
Muhammad Azmatullah Sharif	Member
Atif Shamim Syed	Member & Secretary

Underwriting & Reinsurance Committee

Air Vice Marshal Muhammad Athar Shams, (Retd)	Chairman
Jehanzeb Zafar	Member
Muhammad Azmatullah Sharif	Member
Sumair Sarwar	Member & Secretary

Claim Settlement Committee

Rizwan Ullah Khan	Chairman
Jehanzeb Zafar	Member
Rehan Mobin	Member
Bushra Aftab	Member & Secretary

Appointed Actuary

Shujat Siddiqui, MA, FIA, FPSA
Akhtar & Hasan (Pvt.) Ltd.

Legal Advisor

Saiduddin & Co.

External Auditor

RSM Avasi Hyder Liaquat Nauman-Chartered Accountants
(Chartered Accountants)

Registered Office

8th Floor, Army Welfare Trust,
AWT Plaza, The Mall, Rawalpindi.

Head Office

Emerald Tower, Officer No 1104,
11th Floor, Plot G-19, Block 5, KDA
Improvement Scheme No. 5
Clifton Karachi, Pakistan.
Phone: +92 21 36269941-44,
UAN: +92 (021) 111-225-275
Fax: +92 21 3514 7540

Website

www.askarilife.com

Email

info@askarilife.com

Share Registrar

THK Associates (Pvt.) Limited
Plot No. 32-C, Jami Commercial
Street 2, D.H.A Phase VII,
Karachi-75500
Dir: +92 21 111-000-322
Fax: +92 21 35310191
E-mail: secretariat@thk.com.pk
Web: www.thk.com.pk

Bankers

Askari Bank Limited
Allied Bank Limited
Summit Bank Limited
MCB Bank Limited
Habib Bank Limited
JS Bank Limited
Al Baraka Bank (Pakistan) Limited
Silk Bank Limited
Samba Bank Limited

CHAIRMAN'S REVIEW

It gives me personal pleasure to present the 30th Annual Report for the year ended December 31, 2022 to the stakeholders of Askari Life Assurance Company Limited (the Company) on the overall performance of the Board and the effectiveness of its role in achieving the objectives of the Company.

THE ECONOMY

Year 2022 remained a tough year for the country's economy. Pakistan's economic landscape continues to face pressures from deficit in current account, floods, devaluation in Pak Rupee and higher inflation.

The year 2022 was expected to be a better year for the economy of Pakistan due to end of the widespread corona virus pandemic. However, the world is still recovering from the after effects of lock down and its effect on the economy.

Pakistan is focusing on various economic stimuli designed to boost the economy of the country. However, inflationary pressure on the economy has impacted the value of Pak rupee and interest rates. This is further aggravated by the prolonged war in Ukraine which has resulted in rising oil prices and additional inflation.

Among domestic factors, political stability, rising prices, security situation, impact of floods and the effect of climate change on our agriculture are having an adverse impact on our economy. Successful resolution of trade, industrial and economic diplomacy policies would be decisive factors for Pakistan's economy this year.

Increasing awareness for Insurance products and low insurance penetration provide wide opportunities for life assurance products. Askari Life is building strong foundations to evolve into a leading financial services company by creating value for our policyholders and our community.

COMPANY'S FINANCIAL PERFORMANCE

The Company's financial performance for the year 2021 was as follows:

- The gross premium stood at Rs.1,301.56 million (including Takaful Contributions) as compared to Rs. 834.92 million for the same period of 2021.
- Marketing & Administration expenses stood at Rs.241.526 million (2021: Rs. 185.53 million). The increase is mainly due to higher levels of business and inflation. Whereas other expenses stood at Rs. 19.92 million, increase by Rs. 7.2 million from the previous year (2021: 12.7 million).
- The Net Claim expenses were Rs.148.08 million, (2021: Rs. 154.94 million). This reflects the efforts made by the management team in better selection of clients.
- The Company's Investment portfolio stood at 1,430.77 million as 31 December 2022 as compared to Rs 1,021.25 million as 31 December 2021.
- For the year 2022, the Company had net losses of 279.345 million compared to net losses of 242.200 million for the year 2021. This reflects the cost impact of a significant increase in premium income, the impact of inflation and the period in the Company's life cycle.

In 2022, all lines of business have shown growth. The Company has increased its distribution network almost all over the country through direct sales force and different agreements with distributors. It has become a key focus of the Company to move towards profitability by maintaining business flow while carefully monitoring the cost of acquisition and management of the existing business.

FUTURE PROSPECTS OF THE COMPANY

In 2023 and beyond, the Company will continue to maintain and improve the efficiency of its distribution network. It will also continue to have an enhanced focus on reaching and maintaining a satisfactory persistency ratio. Further investments will be made to improve our support systems to provide better service to our clients and information to the management team and the Board. This will help the Company in achieving its targets for growth in premium income and size of its Life Fund on a long-term basis. The Company has, closely monitored, short-


and medium-term business plans with a view to provide profitable results. The economic situation in our country is quite challenging, however we are confident in achieving good results in the future.

ACKNOWLEDGEMENT

I would like to take this opportunity to express my sincere thanks to Pakistan Stock Exchange and the Securities and Exchange Commission of Pakistan (SECP) for their continued direction and support given in managing the affairs of the Company in a prudent manner. I also wish to record my appreciation for the contribution made by the able and efficient officers, staff and sales force of the Company towards its development and count on their continued effort for 2023.

My thanks and appreciation to our shareholders, whose trust is a source of confidence for us to make Askari Life a sound financial organization and a symbol of trust for the marketplace.

May Almighty Allah bless us all (Ameen).



Lt Gen Naveed Mukhtar, (Retd)
Chairman
Rawalpindi, March 21, 2023

DIRECTORS' REPORT TO THE SHAREHOLDERS

The Directors of Askari Life Assurance Company Limited (the Company) feel pleasure in presenting the Financial Statements along with the Auditors' Report for the year ended December 31, 2022. The external auditors of the Company have issued an un-qualified opinion on the financial statements.

Principal Activity

The Company is actively engaged in life insurance business. We provide individual life insurance / window Takaful, group/corporate life / window family takaful and accidental to companies all over Pakistan.

Achievement of Another Milestone

With great pride, we are pleased to inform you that Askari Life Assurance has achieved another milestone of Rs 1 billion premium income during the year 2022. This target was not easy due to the uncertainty in business environment coupled with inflationary pressures, which is ultimately weakening the purchasing power of the masses. The effort in achieving this target is the collaboration, commitment and diligent work of Askari team.

Operational Review

The Board is focused on operational infrastructure of the Company to enable it to effectively compete in the market and target due share of business. To achieve this goal, the Board of your Company has developed both short term and long-term strategy for business.

The current circumstances in the country causing severe economic challenges and inflationary pressure has impacted the saving capacity of people.

In the year 2022, the company successfully managed these challenges. It expanded the agency network through effective and efficient distribution strategy. There is a growth in the Company's Group Life portfolio. The distribution structure of the company has been enhanced to capitalize on the expanding Takaful market. As we reflect on the past year's performance and look to the future, we believe the insurance industry despite challenges still have opportunities to grow. As a company, we are committed to staying ahead of the curve and adapting to the evolving needs of our customers and the market.

The management of the Company is fully committed to the vision for the growth of business, provide services to the highest standards to policy holders, shareholders and other stake holders of the Company.

Gross Premium:

During the year the Gross Premium written was as follows:

Statutory Funds	Gross Premium Rupees. in '000		
	2022	2021	Variance %
First Year	582,388	318,352	83%
Second Year Renewal	154,346	76,922	101%
Subsequent Year Renewal	98,672	45,472	117%
Single Premium	67,953	47,121	44%
Individual Premium	903,359	487,867	85%
Group Policies without cash value	398,197	347,053	15%
Total	1,301,556	834,920	56%

During the year 2022, there is a significant growth in gross premium of your Company and stood at Rs.1,301.56million (including Takaful Contributions) as compared to the same period of 2021 which was Rs. 834.92million.

The trust and confidence of our Policyholders/Takaful Participants reflected in all line of business and shown tremendous growth in business. The individual business Sales Team demonstrated exceptional performance and contribute 83% increase and written Rs. 582.39 million business as compared to Rs.318.35 million last year. Further the renewal of individual business and Group life business increased by 107% and 104% respectively.

Expenses

There is a rise in marketing & administration expenses, mainly due to increase in business activity, which stood at Rs.241.526 million as compared to Rs. 185.53 million last year, further other expenses also show rising trend and stood at Rs. 19.92 million, increase by Rs. 7.2million from the previous year (2021: 12.7 million), increase is both expenses mainly due to rise in management expenses for development of business activities.

Claims:

During the year 2022, net Claim expenses stood at Rs.148.08 million as compared to Rs. 154.94 million for the year 2021. This reflects the efforts made by the management team in improving client selection.

Investment and other Income

The Investment and other income for the year 2022 is Rs 130.43 million as compared to Rs 64.37 million for the same period of 2021. Increase of investment and other income was mainly due to rise in interest rate and growth in size of Company's portfolio.

The Company's Investment portfolio currently stood at Rs1,430.77 million as at 31 December 2022, as compared to Rs 1,021.25 million as at 31 December, 2021. The Company is constantly looking for new investment opportunities and also considering the current economic and political situation of the country.

Company's Financial performance

Moreover, your Company's net loss (before tax) for the year 2022 stood at Rs.274.62 million, an increase of Rs. 32.57 million, (2021: Rs. 242.05 million). The loss per share is PKR. (1.84)(2020 PKR (1.61))

Paid up Capital Requirement of the Company:

The Company maintains adequate capital to support its existing and planned business activities. The Company's paid-up capital met the minimum capital requirement of Rs.700 million as prescribed by SECP in section 11 of the Insurance Rule 2017.

Retirement Benefits:

The Company operates an unfunded gratuity scheme for its permanent employees. The amount of gratuity fund liability at year end has been computed by the Actuary. Balance of unfunded Gratuity as at December 31, 2022 was Rs.35.42 million (2021: Rs. 23.47 million).

Investment in Associate Undertaking

The Company has equity investment of Rs.0.251 million (Cost) in EAST West Insurance Company Limited, whereas the market value of investment as at December 31, 2022 was Rs. 0.649 million (2021: 0.583 million).

Related party transactions

At each Board meeting, the Board of Directors approves the Company's transactions made with associated companies and related parties based on the recommendations of the Audit Committee. All such transactions are executed at arm's length basis.

Risk Management & Reinsurance:

The Company's reinsurance arrangements are with the internationally recognized reinsurers, having high credit ratings.

The Company has developed the risk management policy and placed it at the website of the Company as required by Listed Companies (Code of Corporate Governance) Regulations, 2019. This policy provides guidance to the Company regarding the management of risk within the Company to support the achievement of corporate objectives and ensure financial sustainability of the Company.

CORPORATE AND FINANCIAL REPORTING FRAMEWORK

The Board is aware of its responsibilities as established by the Code of Corporate Governance issued by the Securities and Exchange Commission of Pakistan (SECP). Accordingly, the following is stated:

- The financial statements are prepared by the management of the Company, present fairly its state of affairs, the result of its operations, cash flows and changes in equity.
- Proper books of account of the Company have been maintained.
- Appropriate accounting policies have been consistently applied in preparation of financial statements, changes, if any, are appropriately disclosed in the financial statements and accounting estimates are based on reasonable and prudent judgment.
- International Financial Reporting Standards and International Accounting Standards, as applicable in Pakistan, have been followed in preparation of financial statements and any departure there from has been adequately disclosed and explained.
- The system of internal control is sound in design and has been effectively implemented and monitored
- Board of Directors propose the re-appointment of M/s RSM Avais Hyder Liaquat Nauman- Chartered Accountants as recommended by the Audit Committee and recommended for shareholders' approval to hold the office of external auditors for the year ending December 31, 2023.
- The Board is ultimately responsible for the Company's system of internal control and reviewing its effectiveness. However, such a system is designed to manage rather than eliminate the risk of failure to achieve objectives, and by its nature can provide only reasonable and not absolute assurance against material misstatement or loss. Business strategies agreed to divisional level are approved by the Board. In addition, there is an annual budgeting and strategic planning process. Financial results are prepared quarterly and these strategies are reviewed during the year to reflect significant changes in the business environment.
- The principal features of control framework include:
 - Evaluation and approval procedures for major capital expenditure and other transactions.
 - Regular reporting and monitoring of financial performance of the Company as a whole, using operating developments and quarterly financial statements, which highlight key performance indicators and variance from budgets and quarterly forecasts.
 - Review of the group's health, safety, environment contingency management processes and other significant policies.
 - There are no doubts upon the Company's ability to continue as a going concern.
 - There has been no material departure from the best practices of corporate governance
 - The key operating and financial data for the last six years is annexed.
 - The statement of shareholding in the Company as December 31, 2022 is included with the Report.
 - There has been no trading during the year in the shares of the Company carried out by the Directors, CEO, CFO, Company Secretary, Head of Internal Audit and their spouses and minor children.

Composition of Board of Directors and their meetings

Total number of Directors are eight (8) which consists of

- (a) Male: 07
- (b) Female: 01

The composition of Board of the Directors of the Company currently consists of following

Category	Names
Independent Directors	Ayesha Rafique Tariq Hameed
Executive Director	Jehanzeb Zafar - CEO
Non-Executive Directors	Lt Gen. Naveed Mukhtar, (Retd) Air Vice Marshal Muhammad Athar Shams (Retd) Rizwan Ullah Khan Malik Riffat Mahmood Javed Yunus

During the year 2022, four(4) meetings of the Board of Directors were held and attendance position was as under.

Serial No	Name of Director	Number of Meetings Attended
01	Lt. Gen. Naveed Mukhtar (Retd.)	04 out of 04
02	Air Vice Marshal Muhammad Athar Shams (Retd)	04 out of 04
03	Rizwan Ullah Khan *	02 out of 04
04	Malik Riffat Mahmood	04 out of 04
05	Tariq Hameed	04 out of 04
06	Javed Yunus	04 out of 04
07	Ayesha Rafique	03 out of 04
08	Jehanzeb Zafar - CEO	04 out of 04

Leave of absence was granted to the Director who could not attend the Board meeting.

* Rizwan Ullah Khan appointed as Director on 25th April 2022 in place of Maj. Gen. Muhammad Muazzam Ali Goraya (Retd).

Composition of Board Committees:

- The Board has formed the following Board committees:

1) Ethics, Human Resource, Remuneration and Nominations Committee:

Name of the Member	Category
Ayesha Rafique	Chairperson
Rizwan Ullah Khan	Member
Air Vice Marshal Muhammad Athar Shams (Retd)	Member
Jehanzeb Zafar	Member

2) Investment Committee:

Name of the Member	Category
Malik Riffat Mahmood	Chairman
Air Vice Marshal Muhammad Athar Shams (Retd)	Member
Jehanzeb Zafar	Member
Rehan Mobin	Member
Mohammad Azmat Ullah Sharif	Member

3) Audit Committee:

Name of the Member	Category
Tariq Hameed	Chairman
Rizwan Ullah Khan	Member
Malik Riffat Mahmood	Member

- The Board has formed the following Management Committees:

1) Underwriting & Reinsurance Committee:

Name of the Member	Category
Air Vice Marshal Muhammad Athar Shams, (Retd)	Chairman
Jehanzeb Zafar	Member
Mohammad Azmat Ullah Sharif	Member
Sumair Sarwar	Member & Secretary

2) Claim Settlement Committee:

Name of the Member	Category
Rizwan Ullah Khan	Chairman
Jehanzeb Zafar	Member
Rehan Mobin	Member
Bushra Aftab	Member & Secretary

3) Risk Management & Compliance Committee

Name of the Member	Category
Air Vice Marshal Muhammad Athar Shams, (Retd)	Chairman
Tariq Hameed	Member
Jehanzeb Zafar	Member
Rehan Mobin	Member
Mohammad Azmat Ullah Sharif	Member
Atif Shamim Syed	Member & Secretary

Remuneration policy of Non-Executive Directors:

The Board value the representation of independent directors and their expertise in the business. The remuneration policy is decided by the Board to appreciate member directors for their professional contribution towards the sustainability and growth of the Company. In addition of meeting fee, the directors are also reimbursed for travelling, boarding & lodging and ancillary expenses where needed by the respective Board members for attending the Board meetings. Board has also ensured the remuneration of independent directors shall be appropriate and commensurate with the level of expertise offered by Independent Directors. A formal Board Remuneration Policy is in place that serves as a guiding tower for establishing the remuneration of Board Members.

Code of Conduct

The Board of Directors has adopted the professional standards and corporate values in conducting the business of life insurance with honesty and integrity. The roles & responsibilities of the Company & employees towards the stakeholders are mentioned the form of code of conduct as whole, the Board is taking necessary steps to disseminate the code of conduct throughout Company and is also available on the website of the Company.

Future Outlook

The life insurance sector may face various challenges in 2023, including economic uncertainty, regulatory changes, technological advancements, demographic shifts, and increasing competition. Your management is focusing on new developments, and leverage technology to navigate these challenges and continue to grow their business. We expect that technology will continue to play a significant role in the industry, especially in areas such as data analysis, underwriting, and claims processing.

The Board shall continue to focus on development of distribution network to promote new marketing strategy and yield optimum value for shareholders. Our efforts to explore distribution will also explore and build avenues such as alternative distribution and direct sales. Alongside increase in premium growth, Company will take concrete steps to improve profitability by improving internal controls and operational efficiency. The Company will continue its efforts for the sustainability of the business by providing better services to its customers and building value for its shareholders.

Statement Of Code Of Conduct

The Board has adopted the statement of Code of Conduct. All employees are informed of this statement and are required to observe these rules of conduct in relation to business and regulations.

Registered Office:

The Company has registered office is in Rawalpindi.

Dividend

The Board of Directors suggest that no dividend shall be declared for the year ended December 31, 2022, as Company has to focus on expanding business reach while maintaining solvency.

Pattern Of Shareholding

The pattern of shareholding, as required by section 236 of the Companies Act 2017 and Code of Corporate Governance is enclosed.

Statutory Auditors

The present Auditors, M/s RSM Avas Hyder Liaquat Nauman Chartered Accountants, (Chartered Accountants) retire after the completion of current year term. The Board of Directors hereby propose the reappointment of M/S RSM Avas Hyder Liaquat Nauman- Chartered Accountants for the financial year 2023, on the recommendation of the Audit Committee.

Acknowledgement

The Board would like to take this opportunity to extend their gratitude to the Securities and Exchange Commission of Pakistan (SECP), the Insurance Association of Pakistan (IAP), the reinsurers and the bankers for their continued guidance and support to the Company's management.

We also would like to thank all employees for their hard work throughout 2022, as well as extending our appreciation to our valued shareholders for their continued support.

The Board also extends its best wishes to the Company's loyal policyholders and corporate clients for placing their trust and confidence in our organization.

We again thank to our shareholders, whose loyalty and dedication to the Company is a source of encouragement for us.

For and on behalf of the Board of Directors



Director



Chief Executive Officer

Date: March 21, 2023

حصص یافتگان کے لئے ڈائریکٹرز رپورٹ برائے ۲۰۲۲ء

عسکری لائف انشورنس کمپنی لمیٹڈ (کمپنی) کے ڈائریکٹرز، ۳۱ دسمبر ۲۰۲۲ء کو ختم ہونے والے سال کیلئے، بورڈ کی سالانہ رپورٹ اور آڈٹ شدہ مالیاتی بیانات، بشمول آڈیٹرز رپورٹ، پیش کرنے میں مسرت محسوس کرتے ہیں۔ کمپنی کے خارجی آڈیٹرز نے مالیاتی بیانات پر غیر مشروط رائے دی ہے۔

اہم سرگرمی

کمپنی تندرہ سے بیمہ زندگی کے کاروبار میں مشغول رہی ہے۔ ہم پاکستان بھر میں لوگوں اور کمپنیوں کو انفرادی بیمہ زندگی/ وندو تکافل گروپ/ کارپوریٹ لائف/ وندو تکافل اور حادثاتی بیمہ فراہم کرتے ہیں۔

ایک اور سنگ میل کا حصول

بڑے فخر کے ساتھ، ہم آپ کو اطلاع دینا چاہتے ہیں کہ عسکری لائف انشورنس نے سال ۲۰۲۲ء کے دوران ایک ٹین روپے کی پرمیئم کی آمدنی کا ایک اور سنگ میل عبور کر لیا ہے۔ کاروباری ماحول میں غیر یقینی کیفیت کے ساتھ ساتھ افراط زر کے دباؤ کی وجہ سے جو انجام کار ایک کثیر آبادی کی قوت خرید کو کمزور کر رہا ہے یہ ہدف آسان نہیں تھا۔ اس ہدف کے حصول میں کی جانے والی کوشش عسکری ٹیم کے تعاون، ذمہ داری اور تندرہ سے کئے جانے والے کام کا نتیجہ ہے۔

آپریٹیشنل جائزہ

بورڈ نے اپنی توجہ کمپنی کے آپریٹیشنل انفراسٹرکچر کو مارکیٹ میں موثر طور پر مقابلہ کرنے اور کاروبار کے صحیح اہداف بنانے کے قابل ہونے پر مرکوز کی ہے۔ اس ہدف کے حصول کے لئے آپ کی کمپنی کے بورڈ نے کاروبار کے لئے تالیل المدّت اور طویل المدّت حکمت عملی پر غور کیا ہے۔

ملک میں شدید نوعیت کے معاشی چیلنجوں اور افراط زر کے دباؤ پیدا کرنے والی موجودہ صورت حال نے لوگوں کی بچت کی صلاحیت کو متاثر کیا ہے۔

۲۰۲۲ء میں، کمپنی نے موثر طور پر ان چیلنجز کا مقابلہ کیا۔ کمپنی نے موثر اور کارگزار تقسیم کاری کی حکمت عملی کے ذریعے ایجنسی نیٹ ورک پھیلا دیا۔ کمپنی کے گروپ لائف پورٹ فولیو میں نمایاں نشوونما ہوئی ہے۔ کمپنی کے تقسیم کارڈھانچے میں بڑھتی ہوئی تکافل مارکیٹ پر سرمایہ کاری کرنے کے لئے اضافہ کیا گیا ہے۔

جب ہم پچھلے سال کی کارکردگی پر غور کرتے ہیں اور مستقبل کی طرف دیکھتے ہیں، تو ہمیں یقین ہے کہ چیلنجوں کے باوجود بیمہ انڈسٹری کے ابھی بھی نشوونما پانے کے مواقع ہیں۔ کمپنی کی حیثیت سے، ہم نے آگے سے آگے رہنے اور اپنے صارفین اور مارکیٹ کی ارتقائی ضروریات سے مطابقت پیدا کرنے کے لئے خود کو پابند کیا ہے۔

کمپنی کی انتظامیہ نے، کمپنی کے کاروبار کی نشوونما کیلئے، پالیسی ہولڈرز، حصص کنندگان اور کمپنی کے دیگر اسٹیک ہولڈرز کو اعلیٰ ترین درجے کی خدمات فراہم کرنے کے بورڈ کے ویژن پر خود کو مکمل طور پر پابند کیا ہوا ہے۔

مجموعی پریٹیم

سال کے دوران، مجموعی پریٹیم کی صورت حال درج ذیل رہی:

تلافی فنڈز	مجموعی پریٹیم '000 روپوں میں	فرق فیصد	
	2021	2022	
پہلے سال	318,352	582,388	83%
دوسرے سال تجدید	76,922	154,346	101%
سال مابعد تجدید	45,472	98,672	117%
سنگل پریٹیم	47,121	67,953	44%
انفرادی پریٹیم	487,867	903,359	85%
نظر قدر کے بغیر گروپ پالیسیاں	347,053	398,197	15%
نوٹس:	834,920	1,301,556	56%

سال ۲۰۲۲ء کے دوران، آپ کی کمپنی کے مجموعی پریٹیم میں نمایاں نشوونما دیکھنے میں آئی اور جو، ۲۰۲۱ء کے اسی دورے کے مقابلے میں جو 834.92 ملین روپے تھا، (بشمول نکال کسٹری بیوشن) 1,301.56 ملین روپے رہا۔

ہمارے پالیسی ہولڈرز/نیکائل شراکت داروں کا ہم پر اعتماد اور یقین کاروبار کی تمام مدتوں میں ظاہر ہوا جس سے کاروبار میں غیر معمولی نشوونما دیکھنے میں آئی۔ انفرادی کاروبار کی سبزیٹیم نے غیر معمولی کارکردگی کا مظاہرہ کیا اور 83 فیصد اضافہ پیش کیا اور پچھلے سال کے 318.35 ملین روپے کے مقابلے میں 582.39 ملین روپے کا کاروبار دیا۔ اسکے علاوہ انفرادی کاروبار کی تجدید اور گروپ لائف کاروبار بالترتیب 107 فیصد اور 104 فیصد بڑھ گیا۔

اخراجات

کاروبار میں اضافے کی وجہ سے مارکیٹنگ اینڈ انتظامی اخراجات میں اضافہ ہوا ہے جو کہ پچھلے سال کے 185.53 ملین روپے کے مقابلے میں 241.526 ملین روپے رہے، مزید دیگر اخراجات میں بھی اضافے کا رجحان دیکھنے میں آیا جو 119.92 ملین روپے رہے، جن میں پچھلے سال کے مقابلے میں 7.2 ملین کا اضافہ ہوا (12.7:۲۰۲۱ ملین روپے)۔ دونوں نوعیتوں میں اضافہ خاص طور پر کاروباری سرگرمیوں کے فروغ کے لئے انتظامی اخراجات بڑھنے کی وجہ سے پیش آیا۔

کمیز

۲۰۲۲ء کے دوران، اصل کلیم اخراجات 154.94 ملین روپے کے مقابلے میں 148.08 ملین روپے رہے۔ یہ انتظامی ٹیم کی طرف سے صارف کے انتخاب کو بہتر بنانے کے لئے کی گئی کوششوں کی عکاسی کرتا ہے۔

سرمایہ کاری اور دیگر آمدن

۲۰۲۲ء کیلئے سرمایہ کاری اور دیگر آمدن ۲۰۲۱ء کے اسی دورے کے مقابلے میں جو کہ 64.37 ملین روپے تھی، 130.43 ملین روپے رہی۔ سرمایہ کاری اور دیگر آمدن میں اضافہ خاص طور پر سود کی شرح اور کمپنی کے پورٹ فولیو کے حجم میں نشوونما کے باعث ہے۔

کمپنی کا سرمایہ کاری پورٹ فولیو پچھلے سال دسمبر ۲۰۲۱ء کے اسی دورے کے لئے جو کہ 1,021.25 ملین روپے تھا، حالیہ طور پر 1,430.77 ملین روپے رہا۔ کمپنی نے سرمایہ کاری کے بے مواقع پر مسلسل نظر رکھی ہوئی ہے اور ملک کی موجودہ معاشی اور سیاسی صورت حال کو بھی مد نظر رکھا ہوا ہے۔

کمپنی کی مالی کارکردگی

مزید برآں ۲۰۲۲ء کے لئے آپ کی کمپنی کا اصل نقصان (قبل از ٹیکس) 274.62 ملین روپے رہا، جس میں 32.57 ملین کا اضافہ ہوا۔ (۲۰۲۱: 242.05 ملین روپے)۔ فی حصص نقصان 1.84 روپے رہا (۲۰۲۱: 1.61 روپے)۔

کمپنی کے پیڈ اپ سرمایہ کی ضرورت

کمپنی اپنی موجودہ اور زبردست منصوبہ کاروباری سرگرمیوں کو سہارا دینے کیلئے مناسب سرمایہ برقرار رکھتی ہے۔ کمپنی نے 700 ملین روپے کی کم از کم سرمایہ کی ضرورت کو پورا کر دیا ہے جو کہ سیکورٹیز اینڈ ایکسچینج کمیشن آف پاکستان کے انشورنس قوانین 2017 کی شق 11 میں مقرر کی گئی ہے۔

ریٹائرمنٹ پروفانڈ

کمپنی اپنے مستقل ملازمین کیلئے ایک غیر فنڈ شدہ گر بھونٹی اسکیم چلاتی ہے۔ سال کے اختتام پر گر بھونٹی فنڈ کی واجب الادا ٹیکوں کی رقم کا حساب انچوری کی طرف سے کیا گیا ہے۔ ۳۱ دسمبر ۲۰۲۲ء کو غیر فنڈ شدہ گر بھونٹی کا میزان 35.42 ملین روپے تھا (۲۰۲۱: 23.47 ملین روپے)۔

مربوطہ اقرار میں سرمایہ کاری

کمپنی نے ایسٹ ویسٹ انشورنس کمپنی لمیٹڈ میں 0.251 ملین روپے (لاگت) کی ایکویٹی سرمایہ کاری کی ہے جبکہ سرمایہ کاری کی مارکیٹ ویلیو ۳۱ دسمبر ۲۰۲۲ء کو 0.649 ملین روپے تھی (۲۰۲۱: 0.583 ملین روپے)۔

متعلقہ فریق سے لین دین

ہر بورڈ میٹنگ میں، بورڈ آف ڈائریکٹرز آڈٹ کمپنی کی سفارشات پر مربوط کمپنیوں اور متعلقہ فریقین سے کئے جانے والے لین دین کی منظوری دیتے ہیں۔ ایسے تمام لین دین آرمز لینتھ (arms' length) کی بنیاد پر کئے جاتے ہیں۔

ریسک مینجمنٹ اور ری انشورنس

کمپنی کے ری انشورنس انتظامات بین الاقوامی طور پر تسلیم شدہ، اعلیٰ کریڈٹ درجات کے حامل ری انشوررز کے ساتھ ہیں۔

ریٹائرمنٹ پروفانڈ (کوڈ آف کارپوریٹ گورننس) قوانین، 2019 کی ضرورت کے تحت، کمپنی نے ریسک مینجمنٹ پالیسی تیار کر لی ہے اور اسکو کمپنی کی ویب سائٹ پر ڈال دیا گیا ہے۔ یہ پالیسی کارپوریٹ مقاصد کے حصول میں مدد دینے کیلئے کمپنی کے اندر خطرے کی تنظیم سے متعلق کمپنی کو رہنمائی فراہم کرتی ہے اور کمپنی کے مالی استحکام کو یقینی بناتی ہے۔

کارپوریٹ اور مالیاتی رپورٹنگ کا فریم ورک

- بورڈ، سیکرٹریز اینڈ ایگزیکٹو کمیٹی کی پیشکش آف پاکستان کے جاری کردہ کوڈ آف کارپوریٹ گورننس کی طے کردہ ذمہ داریوں سے آگاہ ہے۔ چنانچہ، درج ذیل پیشکش ہیں:
- کمپنی کی انتظامیہ کے تیار کردہ مالیاتی بیانات اس کے امور کو، اسکے آپریٹنگ کے نتائج، نقد رقوم کے بہاؤ اور ایکویٹی میں تبدیلیاں واضح طور پر پیش کرتے ہیں
- کمپنی نے تمام تر کھاتے صحیح طور پر مرتب کئے ہیں
- مالیاتی بیانات کی تیاری میں مناسب اکاؤنٹنگ پالیسیوں کا مسلسل اطلاق کیا گیا ہے اور تبدیلیاں اگر کوئی ہیں تو ان کو مالیاتی بیانات میں ظاہر کیا گیا ہے اور اکاؤنٹنگ تخمینے مناسب اور نقاط فیصلے پر مبنی ہیں
- بین الاقوامی فنانشل رپورٹنگ اسٹینڈرڈز اور بین الاقوامی اکاؤنٹنگ اسٹینڈرڈز جیسے ان کا اطلاق پاکستان میں ہوتا ہے، مالیاتی بیانات کی تیاری میں ان پر عمل کیا گیا ہے اور اگر کسی باعث کہیں ان سے اختلاف ہوا ہے تو اس کو مناسب طور پر عیاں کیا گیا ہے اور اس کی وضاحت کی گئی ہے
- داخلی کنٹرول کا سسٹم اپنے ڈھانچے کے اعتبار سے کافی متوازن ہے اور موثر طور پر اطلاق شدہ اور زیر نگرانی ہے
- بورڈ آف ڈائریکٹرز نے آڈٹ کمیٹی کی سفارش پر آر ایس ایم او ایس حیدرلیانٹ نعمان چارٹرڈ اکاؤنٹنٹس کی دوبارہ تقرری کی تجویز دے دی ہے اور ۳۱ دسمبر ۲۰۲۳ء کو ختم ہونے والے سال کے لئے خارجی آڈیٹرز کا دفتر سنبھالنے کیلئے حصص کنندگان کی منظوری کے لئے اس کی سفارش کر دی ہے
- بورڈ قطعی طور پر، کمپنی کے داخلی کنٹرول اور اس کی افادیت پر نظر ثانی کرنے کا ذمہ دار ہے۔ البتہ، ایسا سسٹم مقاصد حاصل کرنے میں ناکامی کے خطرے کو ختم کرنے کی پے نسبت اس کا انتظام چلانے کے لئے تشکیل دیا گیا ہے، اور اپنی نوعیت کے اعتبار سے مادی غلط بیانی یا نقصان کے خلاف صرف مناسب نہ کہ مکمل یقین فراہم کرتا ہے۔ ڈویژنل لیول پر منفرد کاروبار کی حکمت عملیاں بورڈ کی طرف سے منظور کی جاتی ہیں۔ اسکے علاوہ، ایک سالانہ چیکنگ اور حکمت عملی کی منصوبہ بندی کا طریقہ کار بھی موجود ہے۔ مالیاتی نتائج سے مادی بنیاد پر تیار کئے جاتے ہیں اور ان حکمت عملیوں پر، کاروبار کے ماحول میں نمایاں تبدیلیوں پر غور کرنے کیلئے پورے سال کے دوران نظر ثانی کی جاتی ہے
- کنٹرول فریم ورک کے مرکزی فیچرز میں شامل ہیں:
 - سرمائے کے بڑے اخراجات اور دیگر لین دین کے لئے تخمینے اور منظوری کا طریقہ کار
 - آپریٹنگ ارتقاء اور سہ ماہی مالیاتی بیانات کے استعمال سے منجملہ کمپنی کے مالیاتی کارکردگی کی مسلسل رپورٹنگ اور نگرانی، جو کارکردگی کے کلیدی انڈیکیٹرز اور بجٹ سے فرق اور سہ ماہی پیشین گوئیوں کی نشاندہی کرتی ہے
 - گروپ کی صحت، حفاظت، ماحول کے غیر یقینی ہونے کی صورت میں انتظام کے طریقہ ہائے اور دیگر نمایاں پالیسیاں
- کمپنی کو یہ کاروبار جاری رکھنے کے لئے اسکی تابلیت کے متعلق کوئی واضح شکوک و شبہات نہیں ہیں
- کارپوریٹ گورننس کے بہترین طریقہ ہائے کار سے کہیں بھی کوئی مادی اختلاف نہیں کیا گیا ہے
- پچھلے چھ سالوں کا کلیدی آپریٹنگ اور مالیاتی مواد منسلک ہے
- ۳۱ دسمبر ۲۰۲۲ء کو کمپنی میں شیئر ہولڈنگ کا بیان رپورٹ کے ساتھ شامل ہے
- سال کے دوران، ڈائریکٹرز چیف ایگزیکٹو آفیسر، چیف آپریٹنگ آفیسر، چیف فنانشل آفیسر، کمپنی سیکریٹری، ہیڈ آف انٹرنل آڈٹ اور انکی شریک حیات اور نابالغ بچوں کی طرف سے، کمپنی کے حصص میں کوئی تجارت نہیں ہوئی ہے

بورڈ آف ڈائریکٹرز کی ترتیب اور ان کا اجلاس

- ڈائریکٹرز کی کل تعداد 8 ہے جن میں 7 مرد حضرات ہیں اور ایک خاتون شامل ہیں
- کمپنی کے بورڈ آف ڈائریکٹرز کی ترتیب موجودہ طور پر درج ذیل پر مشتمل ہے:

عہدہ
انڈینڈنٹ ڈائریکٹرز

نام
عائشہ رفیق

ایگزیکٹو ڈائریکٹر
جہاں زیب ظفر چیف ایگزیکٹو آفیسر

لیفٹنٹ جنرل نوید مختار (ریٹائرڈ)
ایگزیکٹو ڈائریکٹر

ایزو آکس مارشل محمد اطہر شمس (ریٹائرڈ)
رضوان اللہ خان

ملک رفعت محمود

جاوید پونس

سال 2022 کے دوران، بورڈ آف ڈائریکٹرز کی چار میٹنگس ہوئیں اور ان میں شرکت کی صورت حال درج ذیل رہی:

نمبر شمار	ڈائریکٹر کا نام	شرکت کی گئی میٹنگس کی تعداد
1	لیفٹنٹ جنرل نوید مختار (ریٹائرڈ)	چار میں سے چار
2	ایزو آکس مارشل محمد اطہر شمس (ریٹائرڈ)	چار میں سے چار
3	رضوان اللہ خان*	چار میں سے دو
4	ملک رفعت محمود	چار میں سے چار
5	طارق حمید	چار میں سے چار
6	جاوید پونس	چار میں سے چار
7	عائشہ رفیق	چار میں سے تین
8	جہاں زیب ظفر چیف ایگزیکٹو آفیسر	چار میں سے چار

ان ڈائریکٹرز کے لئے جو بورڈ کی میٹنگس میں شرکت نہ کر سکے ان کی غیر حاضری کے لئے رخصت دی گئی۔

* بیجر جنرل محمد معظم علی گورایا (ریٹائرڈ) کی جگہ 25 اپریل 2022ء کو رضوان اللہ خان کی جگہ چھٹی ڈائریکٹر تقرری ہوئی

بورڈ کمیٹیوں کی ترتیب

بورڈ نے درج ذیل بورڈ کمیٹیاں تشکیل دی ہیں:

1- آئیٹس، ایسوسی ایٹس اور ریورس اور ریویژن اور نوئی نیشن کمیٹی

عہدہ	رکن کا نام
چیئر پرسن	عائشہ رفیق
رکن	رضوان اللہ خان
رکن	ایزو آکس مارشل محمد اطہر شمس (ریٹائرڈ)
رکن	جہاں زیب ظفر

2- سرمایہ کمیٹی

عہدہ	رکن کا نام
چیئر مین	ملک رفعت محمود
رکن	ایزو اےس مارشل محمد اطہر شمس (ریٹائرڈ)
رکن	جہاں زیب ظفر
رکن	ریحان مبین
رکن	محمد عظمت اللہ شریف

3- آڈٹ کمیٹی

عہدہ	رکن کا نام
چیئر مین	طارق حمید
رکن	رضوان اللہ خان
رکن	ملک رفعت محمود

• بورڈ نے درج ذیل انتظامی کمیٹیاں بھی تشکیل دی ہوئی ہیں:

1- انڈر رائٹنگ اور ری انشورنس کمیٹی

عہدہ	رکن کا نام
چیئر مین	ایزو اےس مارشل محمد اطہر شمس (ریٹائرڈ)
رکن	جہاں زیب ظفر
رکن	محمد عظمت اللہ شریف
رکن اور سیکریٹری	سمیر سردور

2- کلیم تصفیہ کمیٹی

عہدہ	رکن کا نام
چیئر مین	رضوان اللہ خان
رکن	جہاں زیب ظفر
رکن	ریحان مبین
رکن اور سیکریٹری	بشری آفتاب

3- رسک مینجمنٹ اینڈ کمپلائنس کمیٹی

رکن کا نام	عہدہ
ایگزیکٹو ڈائریکٹر (ریٹائرڈ)	چیئر مین
طارق حمید	رکن
جہاں زیب ظفر	رکن
ریحان مبین	رکن
محمد عظمت اللہ شریف	رکن
عاطف شمیم سید	رکن اور سیکریٹری

نان ایگزیکٹو ڈائریکٹرز کے معاوضے کی پالیسی

بورڈ اپنے کاروبار میں انڈیپنڈنٹ ڈائریکٹرز کی نمائندگی اور تجربے کی قدر کرتا ہے۔ کمیٹی کے فروغ اور استحکام کے لئے رکن ڈائریکٹرز کے پیشہ ورانہ حصے کے لئے ان کی خدمات کو سراہنے کے لئے معاوضہ پالیسی کا فیصلہ بورڈ کی جانب سے کیا جاتا ہے۔ میٹنگ فیس کے علاوہ، بورڈ مینٹنس میں شرکت کے لئے متعلقہ بورڈ ارکان کی طرف سے جب ضرورت ہو، ان ڈائریکٹرز کو سفر/قیام و طعام اور دیگر اخراجات کیلئے بازار ادائیگی کی جاتی ہے۔ بورڈ نے اس بات کو یقینی بنایا ہے کہ انڈیپنڈنٹ ڈائریکٹرز کا معاوضہ ان کے تجربے کے درجے کے مطابق اور مناسب ہوگا۔ ایک رکنی بورڈ ریویو نیشن پالیسی بنائی گئی ہے جو بورڈ کے ارکان کے معاوضے طے کرنے کیلئے ایک رہنمائی فراہم کرنے والے مینار کا کام کرتی ہے۔

ضابطہ اخلاق

بورڈ آف ڈائریکٹرز نے بیہ حیثیت کاروبار چلانے کے لئے، ایمان داری اور دیانت داری کے ساتھ، پیشہ ورانہ اسٹینڈرڈز اور کارپوریٹ اقدار کو اپنایا ہے۔ اسٹیک ہولڈرز کے لئے کمیٹی اور اس کے ملازمین کے کردار اور ذمہ داریاں مکمل طور پر ضابطہ اخلاق کی شکل میں پیش کی گئی ہیں۔ بورڈ اس ضابطہ اخلاق کو پوری کمیٹی میں پھیلانے کے لئے ضروری اقدامات کر رہا ہے اور یہ کمیٹی کی ویب سائٹ پر بھی دستیاب ہے۔

مستقبل پر نظر

۲۰۲۲ء میں بیہ حیثیت سیکر کوئی چیلنجوں کا سامنا ہو سکتا ہے، بشمول غیر یقینی کیفیت، ریگولیشنز، تبدیلیاں، تکنیکی دستکاریاں اور بڑھتا ہوا مقابلہ۔ آپ کی انتظامیہ ترقیوں پر اور ان چیلنجوں کو صحیح سمت میں چلانے کے لئے ٹیکنالوجی پر گزرتا کام کرنے پر کاروبار میں نشوونما جاری رکھنے پر توجہ مرکوز کئے ہوئے ہے۔ ہمیں امید ہے کہ ٹیکنالوجی صنعت میں ایک نمایاں کردار ادا کرنا جاری رکھے گی خاص طور سے ان شعبوں میں جیسے کہ ڈیٹا کا تجزیہ، بیہ کاری اور کلیم پر عمل درآمد۔

بورڈ مارکیٹنگ کی نئی حکمت عملی کو فروغ دینے کے لئے تقابلی میٹ ورک کی وسعت اور اسکی ترقی پر توجہ جاری رکھے گی اور حصص کنندگان کیلئے زیادہ سے زیادہ قدر پیدا کرے گی۔ تقسیم کاری کو بڑھانے کے لئے ہماری کوششیں بھی بڑھائی جائیں گی اور ذرائع پیدا کریں گی جیسے کہ متبادل تقسیم کاری اور براہ راست بیلز۔ پریچیم کی نشوونما میں اضافے کے ساتھ ساتھ، کمیٹی داخلی کنٹرول اور آپریشنل صلاحیتوں اور کارکردگیوں کو مزید بہتر کر کے، منافع جات بہتر بنانے کے لئے ٹھوس اقدامات اٹھائے گی۔ اس حصول کے سلسلے میں، کمیٹی اپنے صارفین کو بہتر خدمات فراہم کر کے اور حصص کنندگان کیلئے قدر بنا کر، کاروبار کے استحکام کیلئے اپنی کوششیں جاری رکھے گی۔

ضابطہ اخلاق کا بیان

بورڈ نے ایک ضابطہ اخلاق اپنایا ہوا ہے۔ تمام ملازمین کو اس بیان سے آگاہ کر دیا گیا ہے جن کو کاروبار اور ریگولیشنز سے متعلق اخلاق کے ان قوانین پر عمل پیرا ہونے کی ضرورت ہے۔

رجسٹرڈ آفس:

کمپنی نے اپنا آفس راولپنڈی میں رجسٹر کروایا ہے۔

ڈویڈنڈ

بورڈ آف ڈائریکٹرز نے تجویز دی ہے کہ ۳۱ دسمبر ۲۰۲۲ء کو ختم ہونے والے سال کے لئے کسی ڈویڈنڈ کا اعلان نہیں کیا جائے گا کیونکہ کمپنی ادائے قرض کی صلاحیت کو برقرار رکھتے ہوئے کاروبار کو وسعت دینے پر توجہ مرکوز رکھنا چاہتی ہے۔

شیر ہولڈنگ کا نمونہ

کمپنیز ایکٹ 2017 کی شق 236 اور کوڈ آف گورننس کے تحت درکار شیر ہولڈنگ کا نمونہ منسلک ہے۔

قانونی آڈیٹرز

موجودہ آڈیٹرز میسرز آرابیس ایم اویس حیدرلیاقت نعمان چارٹرڈ اکاؤنٹنٹس، (چارٹرڈ اکاؤنٹنٹس) موجودہ سال کی مدد کی تکمیل پر ریٹائر ہو رہے ہیں۔ بورڈ آف ڈائریکٹرز نے آڈٹ کمپنی کی سفارش پر مالیاتی سال ۲۰۲۳ء کے لئے میسرز آرابیس ایم اویس حیدرلیاقت نعمان چارٹرڈ اکاؤنٹنٹس کی دوبارہ تقرری کی تجویز دی ہے۔


اظہار تشکر


بورڈ، کمپنی کی انتظامیہ کی حمایت اور مسلسل رہنمائی کیلئے سیکورٹیز اینڈ ایکسچینج کمیشن آف پاکستان، انشورنس ایسوسی ایشن آف پاکستان، ری انشوررز اور بینکرز کا شکور ہے ہم اپنے تمام ملازمین کا ۲۰۲۲ء کے تمام تر سال کے دوران ان کی انتھک محنت کے بھی شکر یہ ادا کرنا چاہیں گے، اس کے ساتھ ساتھ ہمارے قابل قدر حصص یافتگان کے مسلسل تعاون کا بھی خلوص دل سے شکر یہ ادا کرنا چاہیں گے۔

بورڈ کمپنی کے خیر خواہ پالیسی ہولڈرز اور کارپوریٹ صارفین کا ہمارے ادارے میں ان کے بھروسے اور اعتماد کے لئے اپنی نیک خواہشات کا اظہار کرنا چاہتا ہے۔

ہم ایک بار پھر اپنے حصص کنندگان کا شکریہ ادا کرنا چاہیں گے جنکی مسلسل وابستگی اور خیر خواہی ہمارے لئے حوصلہ افزائی کا ایک ذریعہ ہے۔

بورڈ آف ڈائریکٹرز کی جانب سے


چیف ایگزیکٹو آفیسر


ڈائریکٹر

۲۱ مارچ ۲۰۲۳ء

KEY FINANCIAL DATA FOR THE LAST SIX YEAR DATA

	2022	2021	2020	2019	2018	2017
<u>REVENUE ACCOUNT</u>						
Premium - Net of Reinsurance	1,077,752	600,421	281,371	219,535	25,661	16,758
Interest and Other Income	130,434	61,370	68,769	76,437	32,811	25,622
	<u>1,208,186</u>	<u>664,791</u>	<u>350,140</u>	<u>295,972</u>	<u>58,472</u>	<u>42,380</u>
Claims Less Reinsurance	148,084	151,944	126,702	82,127	50,083	37,332
Net Commission & Acquisition Cost	730,005	390,152	195,752	178,998	11,222	3,399
Other Administrative Cost	261,444	198,233	205,650	223,482	114,271	42,473
Movement in Policyholders' Liabilities	343,273	163,513	60,390	73,735	(4,366)	(5,751)
Profit/(Loss) Before Tax	(274,620)	(242,051)	(238,354)	(262,370)	(112,738)	(35,073)
Taxation	(1,351)	(389)	(447)	(510)	(255)	(589)
Profit/(Loss) After Tax	<u>(275,971)</u>	<u>(242,440)</u>	<u>(238,801)</u>	<u>(262,880)</u>	<u>(112,993)</u>	<u>(35,662)</u>
<u>BALANCE SHEET</u>						
Investments	1,176,249	828,679	822,950	510,611	714,005	423,768
Other Assets	414,587	292,669	163,855	159,548	123,985	86,070
Fixed Assets	33,224	34,040	63,367	99,749	5,383	17,129
	<u>1,624,060</u>	<u>1,155,388</u>	<u>1,050,172</u>	<u>769,908</u>	<u>843,373</u>	<u>526,967</u>
Issued, Subscribed and Paid-Up Capital	1,501,720	1,501,720	1,501,720	1,101,720	1,101,720	601,720
Advance Against Equity	430,000	100,000				100,000
Capital contribution and Accumulated Surplus/(Loss)	(1,640,548)	(1,324,833)	(1,072,628)	(828,874)	(563,359)	(448,752)
Balance of Statutory Fund	888,252	508,609	335,091	264,125	186,713	189,445
Other Liabilities	444,636	369,892	285,989	232,937	118,299	84,554
	<u>1,624,060</u>	<u>1,155,388</u>	<u>1,050,172</u>	<u>769,908</u>	<u>843,373</u>	<u>526,967</u>

پچھلے چھ سال کا کلیدی معلوماتی مواد

2017	2018	2019	2020	2021	2022	
000' روپے میں	000' روپے میں	000' روپے میں	000' روپے میں	000' روپے میں	000' روپے میں	
						آمدنی اکاؤنٹ
16,758	25,661	219,535	281,371	600,241	1,077,752	پریمیم - ری انشورنس کا کل مجموعہ
<u>25,622</u>	<u>32,811</u>	<u>76,437</u>	<u>68,769</u>	<u>64,370</u>	<u>130,434</u>	سود اور دیگر آمدنی
<u>42,380</u>	<u>58,472</u>	<u>295,972</u>	<u>350,140</u>	<u>664,791</u>	<u>1,208,186</u>	
37,332	50,083	82,127	126,702	154,944	148,084	کلیم ختمی ری انشورنس
3,399	11,222	178,998	195,752	390,152	730,005	کمیشن اور حصول کی لاگت
42,473	114,271	223,482	205,650	198,233	261,444	دیگر انتظامی اخراجات
<u>(5,751)</u>	<u>(4,366)</u>	<u>73,735</u>	<u>60,390</u>	<u>163,513</u>	<u>343,273</u>	پالیسی ہولڈرز کی ذمہ داریوں میں تحریک
(35,073)	(112,738)	(262,370)	(238,354)	(242,051)	(274,620)	لغ/ (نقصان) قبل از ٹیکس
<u>(589)</u>	<u>(255)</u>	<u>(510)</u>	<u>(447)</u>	<u>(389)</u>	<u>(1,351)</u>	ٹیکس
<u>(35,662)</u>	<u>(112,993)</u>	<u>(262,880)</u>	<u>(238,801)</u>	<u>(242,440)</u>	<u>(275,971)</u>	لغ/ (نقصان) بعد از ٹیکس

2017	2018	2019	2020	2021	2022	
000' روپے میں	000' روپے میں	000' روپے میں	000' روپے میں	000' روپے میں	000' روپے میں	
						بیلنس شیٹ
423,768	714,005	510,611	822,950	828,679	1,176,249	سرمایہ کاری
86,070	123,985	159,548	163,855	292,669	414,587	دیگر اثاثہ جات
<u>17,129</u>	<u>5,383</u>	<u>99,749</u>	<u>63,367</u>	<u>34,040</u>	<u>33,224</u>	مشغول اثاثہ جات
<u>526,967</u>	<u>843,373</u>	<u>769,908</u>	<u>1,050,172</u>	<u>1,155,388</u>	<u>1,624,060</u>	
601,720	1,101,720	1,101,720	1,501,720	1,501,720	1,501,720	جاری کردہ، اتراری اور پیڑا پ سرمایہ
100,000	-	-	-	100,000	430,000	ایکویٹی کے بدلے میں ایڈوانس
(448,752)	(563,359)	(828,874)	(1,072,628)	(1,324,833)	(1,640,548)	مجموعی ذمہ داریوں (نقصان)
189,445	186,713	264,125	335,091	508,609	888,252	تعاونی فنڈ کا بنایا
<u>84,554</u>	<u>118,299</u>	<u>232,937</u>	<u>285,989</u>	<u>369,892</u>	<u>444,636</u>	دیگر واجب الادا ٹیکسیاں
<u>526,967</u>	<u>843,373</u>	<u>769,908</u>	<u>1,050,172</u>	<u>1,155,388</u>	<u>1,624,060</u>	



RSM Avasi Hyder Liaquat Nauman
Chartered Accountants
407, Progressive Plaza, Beaumont Road
Karachi, 75530 - Pakistan
T: +92 (21) 35655975-6
F: +92 (21) 3565-5977
W: www.rsm-pakistan.pk

Independent Auditor's Review Report

To the members of Askari Life Assurance Company Limited

Review Report on the Statement of Compliance contained in Listed Companies (Code of Corporate Governance) Regulations, 2019 and Code of Corporate Governance for Insurers, 2016

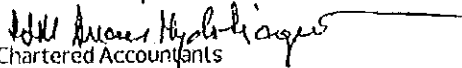
We have reviewed the enclosed Statement of Compliance with the Listed Companies (Code of Corporate Governance) Regulations, 2019 and the Code of Corporate Governance for Insurers, 2016 (both herein referred to as 'the Regulations') prepared by the Board of Directors of Askari Life Assurance Company Limited ('the Company') for the year ended December 31, 2022 in accordance with the requirements of regulation 36 of the Listed Companies (Code of Corporate Governance) Regulations, 2019 and provisions of the Code of Corporate Governance for Insurers, 2016.

The responsibility for compliance with the Regulations is that of the Board of Directors of the Company. Our responsibility is to review whether the Statement of Compliance reflects the status of the Company's compliance with the provisions of the Regulations and report if it does not and to highlight any non-compliance with the requirements of the Regulations. A review is limited primarily to inquiries of the Company's personnel and review of various documents prepared by the Company to comply with the Regulations.

As a part of our audit of the financial statements we are required to obtain an understanding of the accounting and internal control systems sufficient to plan the audit and develop an effective audit approach. We are not required to consider whether the Board of Directors' statement on internal control covers all risks and controls or to form an opinion on the effectiveness of such internal controls, the Company's corporate governance procedures and risks.

The Regulations require the Company to place before the Audit Committee, and upon recommendation of the Audit Committee, place before the Board of Directors for their review and approval, its related party transactions. We are only required and have ensured compliance of this requirement to the extent of the approval of the related party transactions by the Board of Directors upon recommendation of the Audit Committee.

Based on our review, nothing has come to our attention which causes us to believe that the Statement of Compliance does not appropriately reflect the Company's compliance, in all material respects, with the requirements contained in the Regulations as applicable to the Company for the year ended December 31, 2022.


Chartered Accountants
Karachi

Dated: 22 March, 2023

UDIN: CR2022102422kh9cp7YC

THE POWER OF BEING UNDERSTOOD
AUDIT | TAX | CONSULTING

RSM Avasi Hyder Liaquat Nauman is a member of the RSM network and trades as RSM. RSM is the trading name used by the members of the RSM network. Each member of the RSM network is an independent country and consulting firm which practices in its own right. The RSM network is not itself a separate legal entity in any jurisdiction.

Statement of Compliance with the Code of Corporate Governance for Insurers, 2016 & Listed Companies (Code of Corporate Governance) Regulations, 2019 Year ended December 31, 2022

Askari Life Assurance Company Limited

This statement is being presented in compliance with the Code of Corporate Governance for Insurers, 2016 and Listed Companies (Code of Corporate Governance) Regulations 2019, for the purpose of establishing a framework of good Governance, whereby the Company is managed in compliance with the best practices of corporate governance.

The Company has applied the principles contained in the Code in the following manner:

1. The total number of directors are 7 as per the following:-
 - a. Male: 6
 - b. Female: 1
2. The Company encourages representation of independent non-executive Directors and Directors representing minority interests on its Board of Directors. At present the Board includes:

Category	Names
Independent Directors	Ayesha Rafique Tariq Hameed
Executive Director	Jehanzeb Zafar- CEO
Non-Executive Directors	Lt. Gen. Naveed Mukhtar (Retd.) Air Vice Marshal Muhammad Athar Shams (Retd) Rizwan Ullah Khan Malik Riffat Mahmood Javed Yunus
Female Director	Ayesha Rafique

All the independent Directors meet the criteria of independence as laid down under the Code of Corporate Governance for Insurer, 2016 and Listed Companies (Code of Corporate Governance) Regulations 2019.

3. The directors have confirmed that none of them is serving as a director in more than seven listed companies, including this Company.
4. A casual vacancy occurring on the Board on February 22, 2022 which was filled by the directors within 90 days thereof.
5. All the resident directors of the Company are registered as tax payers and none of them has defaulted in payment of any loan to a Banking Company, A Development Financial Institution (DFI) or Non-Banking Financial Institution or, being a member of stock exchange, has been declared as a defaulter by a stock exchange.
6. The Company has prepared a Code of Conduct and has ensured that appropriate steps have been taken to disseminate it throughout the Company along with supporting policies and procedures.
7. The Board has developed a vision /mission statement, overall Corporate Strategy and significant policies of the Company. A complete record of particulars of significant policies along with the dates on which they were approved has been maintained.

8. All the powers of the Board have been duly exercised and decision on material transactions, including appointment and determination of remuneration and terms and conditions of employment of the Chief Executive Officer, other executive directors and the key officers, have been taken by the Board as empowered by the relevant provisions of the Act and Code of Corporate Governance 2019 regulations.
9. The meetings of the Board were presided over by the Chairman and the Board met at least once in every quarter. Written notices of the Board meetings, along with agenda and working papers were circulated at least seven (07) days before the meeting. The minutes of the meeting were appropriately recorded and circulated. The Board has complied with the requirements of the act and regulations with respect to frequency, recording and circulating minutes of the Board meeting.
10. The Board has established a system of sound internal control, which is effectively implemented at all levels within the Company. The Company has adopted and complied with all the necessary aspects of internal controls given in the Code according to the provided timeline.
11. The Company has undertaken the process of orientation course for its Directors.
12. Two Board members have undertaken Directors' Training Program. More members are encouraged to carry out the program.
13. The Board has approved appointment of Company Secretary including his remuneration and terms and conditions of employment and complied with relevant requirements of the Regulations, further no new appointment of Chief Financial Officer and Head of Internal Audit has made during the year 2022.
14. The Directors' report for this year has been prepared in compliance with the requirements of the Code of Corporate Governance for Insurers, 2016, Listed Companies Code of Corporate Governance 2019 and fully describes the salient matters required to be disclosed.
15. The Board of Directors have a formal policy and transparent procedures for remuneration of directors in accordance with the Act and these Regulations.
16. The financial statements of the Company were duly endorsed by the Chief Executive Officer and Chief Financial Officer before approval of the Board.
17. The Directors, Chief Executive Officer and others executives do not hold any interest in the shares of the Company other than disclosed in the pattern of shareholding.
18. The Company has complied with all the corporate and financial reporting requirements of the Code of Corporate Governance for Insurers, 2016.
19. The Board has formed the following Management Committees:

1) Underwriting & Reinsurance Committee:

Name of the Member	Category
Air Vice Marshal Muhammad Athar Shams, (Retd)	Chairman
Jehanzeb Zafar	Member
Azmatullah Sharif	Member
Sumair Sarwar	Member & Secretary

2) Claim Settlement Committee:

Name of the Member	Category
Rizwan Ullah Khan	Chairman
Jehanzeb Zafar	Member
Rehan Mobin	Member
Bushra Aftab	Member & Secretary

3) Risk Management & Compliance Committee

Name of the Member	Category
Air Vice Marshal Muhammad Athar Shams, (Retd)	Chairman
Tariq Hameed	Member
Jehanzeb Zafar	Member
Rehan Mobin	Member
Azmatullah Sharif	Member
Atif Shamim Syed	Member & Secretary

20. The Board has formed the following Board committees:

1) Ethics, Human Resource, Remuneration and Nominations Committee:

Name of the Member	Category
Ayesha Rafique	Chairperson
Rizwan Ullah Khan	Member
Air Vice Marshal Muhammad Athar Shams (Retd)	Member
Jehanzeb Zafar	Member
Head of HR	Secretary

2) Investment Committee:

Name of the Member	Category
Malik Riffat Mahmood	Chairman
Air Vice Marshal Muhammad Athar Shams (Retd)	Member
Jehanzeb Zafar	Member
Rehan Mobin	Member
Azmatullah Sharif	Member
Muhammad Nadeem Rajput	Secretary

21. The Board has also formed an Audit Committee. It comprises of three members, all of whom are non-executive Directors and the Chairman of the Committee is an independent Director. The composition of the Audit Committees as follows:

Audit Committee:	
Name of the Member	Category
Tariq Hameed	Chairman
Rizwan Ullah Khan	Member
Malik Riffat Mahmood	Member
Muhammad Nadeem Rajput	Secretary

22. Four meetings of the Investment Committee were held during the year 2022. The meeting of Audit Committee was held at least once every quarter prior to approval of interim and final results of the Company and as required by the Code of Corporate Governance for Insurers, 2016. The terms of reference of the a fore said committees have been formed, documented and advised to the committee for compliance.

23. An effective internal Audit function is in place which is suitably qualified and experienced for the purpose and is conversant with the policies and procedures of the Company.

24. The Chief Executive Officer, Chief Financial Officer, Compliance Officer and the Head of Internal Audit possess such qualification and experience as is required under the Code of Corporate Governance for Insurers, 2016. The Appointed Actuary of the Company also meets the conditions as laid down in the said Code. Moreover,

the persons heading the underwriting, claim, reinsurance, risk management and grievance functions /departments possess qualification and experience of direct relevance to their respective functions, as required under section 12 of the Insurance Ordinance, 2000 (Ordinance No. XXXIX of 2000);

Name of the Person	Designation
Mr. Jehanzeb Zafar	Chief Executive Officer
Mr. Rehan Mobin	Chief Financial Officer
Mr. Azmat Ullah Sharif	Chief Operating Officer/Actuary/Head of Risk Management
Mr. Atif Shamim Syed	Compliance Lead
Mr. Muhammad Nadeem Rajput	Company Secretary
Mr. Atif Shamim Syed -Acting Charge	Internal Audit
Mr. Sumair Sarwar	Head of Underwriting
Ms. Bushra Aftab	Head of Claims
Mr. Mohibul Haq	Head of Reinsurance
Mr. Azfar Khan	Head of Grievance

25. The statutory auditors of the Company have been appointed from the panel of auditors approved by the Commission in terms of section 48 of the Insurance Ordinance, 2000 (Ordinance No. XXXIX of 2000). The statutory auditors have confirmed that they have been given as at is factory rating under the Quality Control Review program of the Institute of Chartered Accountants of Pakistan, that they or any of the partners of the firm, their spouses and minor children do not hold shares of the Company and that the firm and all its partners are in compliance with the International Federation of Accountants (IFAC) guidelines on code of ethics as adopted by the Institute of Chartered Accountants of Pakistan.
26. The statutory auditors or the persons associated with them have not been appointed to provide other services except in accordance with the listing regulations and the auditors have confirmed that they have observed IFAC guidelines in this regard.
27. The Appointed Actuary by the Company has confirmed that neither he nor his spouse and minor children hold shares of the Company.
28. The Board ensures that the Appointed Actuary complies with the requirements set out for him in the Code of Corporate Governance for Insurers, 2016.
29. The Board ensures that the investment policy of the Company has been drawn up in accordance with the provisions of the Code of Corporate Governance for Insurers, 2016.
30. The Board ensures that the Risk management system of the Company is in place as per there quirement of the Code of Corporate Governance for Insurers, 2016.
31. The Company has set up a risk management function, which carries out its tasks as covered under the Code of Corporate Governance for Insurers, 2016.
32. The Board has developed a mechanism for the annual evaluation of the board's own performance, members of board and of its committees. The process of Board evaluation has been commenced during the year.
33. The Board ensures that as part of the risk management system, the Company gets rated from PACRA which is being used by its risk management function/department and the respective Committee as a risk monitoring tool. The rating assigned by the said rating agency is A (ifs) with stable outlook.
34. The Board has set up a grievance department/function as per there quirement of the Code of Corporate Governance for Insurers, 2016.

35. The Company has not obtained any exemptions from the Securities and Exchange Commission of Pakistan in respect of the requirements of the Code of Corporate Governance for Insurers, 2016.
36. We confirm that all other material principles contained in the Code of Corporate Governance for Insurers, 2016 have been complied with.
37. We confirm that all requirements of regulations 3,6,7,8,27,32,33 and 36 of the Code of Corporate Governance Regulations, 2019 have been complied with.
38. Regulation 6 (1) the Listed Companies (Code of Corporate Governance) Regulations, 2019, requires that "each listed company shall have at least two or one third members of the Board,
39. whichever is higher, as independent directors".
40. At time of the last election of Directors, the Company assessed its compliance with this Regulation. One third of the Company's total number of Directors results in a fractional number (2.33). The fraction has not been rounded up to one and therefore, the Board of Directors currently has 2 independent Directors. The Company considers that the existing composition of the Board of Directors brings in the relevant experience and valuable contributions to the Board

By order of the Board



Jehanzeb Zafar
Chief Executive Officer

Date: March 21, 2023

Shariah Advisor Review Report to the Board of Directors
Year ended December 31, 2022

الحمد لله رب العلمين والصلاة والسلام على سيد الأنبياء والمرسلين
محمد النبي الأُمى وعلى آله وصحابه أجمعين ، وبعد:

The Company was licensed by SECP and commenced its Window Takaful Operations in 2019. By the grace of Almighty Allah, the year under review was the third year the Company offered its Takaful Services. The dedicated and sincere efforts of Management, Development Staff, support and guidance of Board of Directors are commendable that enable the Company to underwrite a progressive and impressive numbers in the 4th year of its WTO Operations.

I have examined the accompanying financial statements, Takaful Products and Investment Policy of Askari Life Assurance Company Limited - Window Takaful Operations (hereafter referred to as "the Window Takaful") for the year ended 31 December, 2022.

I acknowledge that as the Shariah Advisor of the Window Takaful, it is my responsibility to ensure that the financial arrangements, contracts and transactions entered into by the Window Takaful with its participants and stakeholders are in compliance with the requirements of Shariah rules and principles. It is the responsibility of the Window Takaful Operator's management to ensure that the rules, principles and guidelines set by the Shariah Advisor are complied with, and that all policies and services being offered are duly approved by the Shariah Advisor.

The primary scope of Shariah Audit is to review the Window Takaful's compliance with Shariah Guidelines, and includes the examination of the appropriate evidence of transactions undertaken by the Window Takaful during the year 2022.

It is the responsibility of the Shariah Advisor to express his opinion on the submitted financial statements. In my opinion, and to the best of my understanding based on the provided information and explanations, below are the findings:


- (i) Financial transactions undertaken by the Window Takaful for the year ended December, 31 2022 were in accordance with guidelines issued by Shariah Advisor as well as the requirements of Takaful Rules 2012.
- (ii) The guidance has been provided regarding development of new products and review of investment policy in compliance of Statutory and Shariah Laws. Furthermore, the management of the Window Takaful has been advised to strictly follow Shariah compliance and contact for clarification when required, if any.
- (iii) Training Session has been conducted for management, development and operational staff for the understanding the Takaful Principles and basis of Products. I hope that



these learning sessions will continue in future for new entrants and to update the changes in business environment.

- (iv) Consequently, we have found that the Window Takaful Operations is in accordance with the Shariah principles in all transactional aspects.

In conclusion, I pray to Almighty Allah Subhana Taala to guide us the Sirat-e-Mustaqeem, enable us to overcome on every hindrance/weakness, bring financial prosperity to Askari Life Window Takaful Operations and all its stakeholders, and meet the expectation of our Takaful Participants' confidence and trust with our competitive services and returns.


Mufti Zubair Usmani
Shariah Advisor

Dr. Muhammad Zubair Usmani
Shariah Adviser
WINDOW TAKAFUL OPERATIONS
ASKARI LIFE ASSURANCE COMPANY LIMITED

Management's Statement of Compliance with the Shariah Principles
Year ended December 31, 2022


الحمد لله رب العلمين والصلاة والسلام على سيد الأنبياء والمرسلين
محمد النبي الأمي وعلى آله وصحبه أجمعين ، وبعد :

The financial arrangements, contracts and transactions, entered into by Askari Life Assurance Company Limited – Window Takaful Operations (the Company) for the year ended December 31, 2022 are in compliance with the Takaful Rules, 2012.

Further we confirm that:

- The Company has developed and implemented all the policies and procedures in accordance with the Takaful Rules, 2012 and rulings of the Shariah Advisor along with a comprehensive mechanism to ensure compliance with such rulings and Takaful Rules, 2012 in their overall operations with zero tolerance. Further, the governance arrangements including the reporting of events and status to those charged with relevant responsibilities, such as the Audit Committee / Shariah Advisor and the Board of Directors have been implemented;
- All the products and policies have been approved by Shariah Advisor and the financial arrangements including policies, contracts and transactions, entered into by Window Takaful Operations are in accordance as approved by Shariah Advisor.
- The assets and liabilities of Window Takaful Operations (Participant Takaful Fund and Operator's Sub Fund) are segregated from its other assets and liabilities, at all times in accordance with the provisions of the Takaful Rules, 2012.

This has been duly confirmed by the Shariah Advisor of the Company.


Jehanzeb Zafar
Chief Executive Officer



RSM Awaiz Hyder Liaquat Nauman
Chartered Accountants
407, Progressive Plaza, Beaumont Road
Karachi, 75530 - Pakistan
T: +92 (21) 35655975-6
F: +92 (21) 3565-5977
W: www.rsm-pakistan.pk

INDEPENDENT REASONABLE ASSURANCE REPORT

TO THE BOARD OF DIRECTORS OF ASKARI LIFE ASSURANCE COMPANY LIMITED

REPORT ON THE STATEMENT OF MANAGEMENT'S ASSESSMENT OF COMPLIANCE WITH THE SHARIAH PRINCIPLES

We were engaged by the Board of Directors of Askari Life Assurance Company Limited ("the Company") to report on the management's assessment of compliance of the Window Takaful Operations ("Takaful Operations") of the Company, as set out in the annexed statement prepared by the management for the year ended December 31, 2022, with the Takaful Rules, 2012, in the form of an independent reasonable assurance conclusion about whether the annexed statement presents fairly the status of compliance of the Operations with the Takaful Rules, 2012, in all material respects.

Applicable Criteria

The criteria against which the subject matter information (the Statement) is assessed comprise of the provisions of Takaful Rules, 2012.

Responsibilities of the Management

The Board of Directors/management of the Company are responsible for designing, implementing and maintaining internal controls relevant to the preparation of the annexed statement that is free from material misstatement, whether due to fraud or error. It also includes ensuring the overall compliance of the Takaful Operations with the Takaful Rules, 2012.

The Board of Directors/management of the Company are also responsible for preventing and detecting fraud and for identifying and ensuring that the Takaful Operations comply with laws and regulations applicable to its activities. They are also responsible for ensuring that the management, where appropriate, those charged with governance, and personnel involved with the Takaful Operations compliance with the Takaful Rules, 2012 are properly trained, systems are properly updated and that any changes in reporting encompass all significant business units.

Our Independence and Quality Control

We have complied with the independence and other ethical requirements of the Code of Ethics for Chartered Accountants issued by the Institute of Chartered Accountants of Pakistan, which is founded on fundamental principles of integrity, objectivity, professional competence and due care, confidentiality and professional behavior.

THE POWER OF BEING UNDERSTOOD
AUDIT | TAX | CONSULTING

RSM Awaiz Hyder Liaquat Nauman is a member of the RSM network and trades as RSM. RSM is the trading name used by the members of the RSM network. Each member of the RSM network is an independent accounting and consulting firm of its practices in its own right. The RSM network is not itself a separate legal entity in any jurisdiction.



The firm applies International Standard on Quality Control 1 "Quality Control for Firms That Perform Audits and Reviews of Historical Financial Information, and Other Assurance and Related Services Engagements" and accordingly maintains a comprehensive system of quality control including documented policies and procedures regarding compliance with ethical requirements, professional standards and applicable legal and regulatory requirements.

Our Responsibilities

Our responsibility is to examine the annexed statement and to report thereon in the form of an independent reasonable assurance conclusion based on the evidence obtained. We conducted our engagement in accordance with International Standard on Assurance Engagements (ISAE) 3000 (Revised), Assurance Engagements Other Than Audits or Reviews of Historical Financial Information issued by the International Auditing and Assurance Standards Board. That standard requires that we plan and perform our procedures to obtain reasonable assurance about whether the annexed statement presents fairly the status of compliance of the Takaful Operations with the Takaful Rules, 2012, in all material respects.

The procedures selected depend on our judgment, including the assessment of the risks of material non-compliance with the Takaful Rules, 2012, whether due to fraud or error. In making those risk assessments, we have considered internal control relevant to the Takaful Operations compliance with the Takaful Rules, 2012, in order to design assurance procedures that are appropriate in the circumstances, but not for the purposes of expressing a conclusion as to the effectiveness of the Company's internal control over the Takaful Operations' compliance with the Takaful Rules, 2012. Reasonable assurance is less than absolute assurance.

A system of internal control, because of its nature, may not prevent or detect all instances of non-compliance with Takaful Rules, 2012, and consequently cannot provide absolute assurance that the objective of compliance with Takaful Rules, 2012, will be met. Also, projection of any evaluation of effectiveness to future periods is subject to the risk that the controls may become inadequate or fail.

The procedures performed included:

- Evaluate the systems, procedures, and practices in place with respect to the Takaful operations against the Takaful Rules, 2012 and Shariah advisor's guidelines;
- Evaluating the governance arrangements including the reporting of events and status to those charged with relevant responsibilities, such as the Audit Committee, Shariah Advisor and the board of directors;
- Test for a sample of transactions relating to Takaful operations to ensure that these are carried out in accordance with the laid down procedures and practices including the regulations relating to Takaful operations as laid down in Takaful Rules, 2012; and

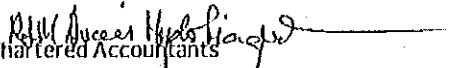

RSM

- Review the statement of management's assessment of compliance of the Takaful transactions for the year ended 31 December 2022 with the Takaful Rules, 2012.

Conclusion

Our conclusion has been formed on the basis of, and is subject to, the matters outlined in this report. We believe that the evidence we have obtained is sufficient and appropriate to provide a basis for our conclusion.

In our opinion, the annexed statement, for the year ended 31 December 2022, presents fairly the status of compliance of the Takaful Operations with the Takaful Rules, 2012, in all material respects.


Chartered Accountants
Karachi
Date: 22 March, 2023



RSM Awaiz Hyder Liaquat Nauman
Chartered Accountants
407, Progressive Plaza, Beaumont Road
Karachi, 75530 - Pakistan
T: +92 (21) 35655975-6
F: +92 (21) 3565-5977
W: www.rsm-pakistan.pk

INDEPENDENT AUDITOR'S REPORT

TO THE MEMBERS OF ASKARI LIFE ASSURANCE COMPANY LIMITED

REPORT ON THE AUDIT OF THE FINANCIAL STATEMENTS

Opinion

We have audited the annexed financial statements of Askari Life Assurance Company Limited (the Company), which comprise the statement of financial position as at December 31, 2022, and the statement of comprehensive income, the statement of changes in equity and statement of cash flow for the year then ended, and notes to the financial statements, including a summary of significant accounting policies and other explanatory information and we state that we have obtained all the information and explanations which, to the best of our knowledge and belief, were necessary for the purposes of the audit.

In our opinion and to the best of our information and according to the explanations given to us, the statement of financial position, the statement of comprehensive income, the statement of changes in equity and statement of cash flow together with the notes forming part thereof conform with the accounting and reporting standards as applicable in Pakistan and give the information required by the Insurance Ordinance, 2000 and the Companies Act, 2017 (XIX of 2017), in the manner so required and respectively give a true and fair view of the state of Company's affairs as at December 31, 2022 and of the loss, other comprehensive income, the changes in equity and its cash flows for the year then ended.

Basis for Opinion

We conducted our audit in accordance with International Standards on Auditing (ISAs) as applicable in Pakistan. Our responsibilities under those standards are further described in the Auditor's Responsibilities for the Audit of the Financial Statements section of our report. We are independent of the Company in accordance with the International Ethics Standards Board for Accountants' Code of Ethics for Professional Accountants as adopted by the Institute of Chartered Accountants of Pakistan (the Code) and we have fulfilled our other ethical responsibilities in accordance with the Code. We believe that the audit evidence we have obtained is sufficient and appropriate to provide a basis for our opinion.

Emphasis of Matter

We draw attention to note 27.1.3 to the financial statements, which describes that the Company has challenged the scope and applicability of the provincial sales tax on services on the premium from life insurance business.

Our opinion is not modified in respect of this matter.

THE POWER OF BEING UNDERSTOOD
AUDIT | TAX | CONSULTING

RSM Awaiz Hyder Liaquat Nauman is a member of the RSM network and trades as RSM. RSM is the trading name used by the members of the RSM network. Each member of the RSM network is an independent accounting and consulting firm which practices in its own right. The RSM network is not itself a separate legal entity in any jurisdiction.



RSM

Key Audit Matters

Key audit matters are those matters that, in our professional judgment, were of most significance in our audit of the financial statements of the current period. These matters were addressed in the context of our audit of the financial statements as a whole, and in forming our opinion thereon, and we do not provide a separate opinion on these matters.

Following are the Key Audit Matters:

S.No.	Key Audit Matters	How Our Audit Addressed the Key Audit Matters
1	<p>Valuation of Insurance liabilities</p> <p>Refer note 21 to the financial statements.</p> <p>The Company has significant Insurance liabilities representing 75.26% of the Company's total liabilities. This is an area that involves significant judgement over uncertain future outcomes, mainly the ultimate total settlement value of long-term policyholder liabilities. Economic assumptions, including investment return, and associated discount rates, and operating assumptions including mortality, morbidity, expenses and persistency (including consideration of policyholder behavior) are the key inputs used to estimate these long-term liabilities.</p>	<p>Our audit procedures included the following:</p> <p>Obtained an understanding from the management, of the actuarial assumption and methodologies used for estimating the policyholder's liabilities as at December 31, 2022.</p> <p>Tested the relevance and reasonableness of those assumptions and methods.</p> <p>Tested the relevance, completeness, and accuracy of that source data used for the valuation.</p> <p>Tested the valuation for accuracy and determining whether the assumptions were consistently applied in the valuation. Recomputed on a test basis, the effect of unearned premium.</p> <p>Assessed the relevant disclosures made in the financial statements to determine whether these complied with the accounting and reporting standards as applicable in Pakistan.</p>

2	<p>Revenue Recognition</p> <p>Refer to note 28 to financial statements for Insurance Premiums / Contributions Revenue and 29 for Investment Income.</p> <p>The Company receives its revenue primarily from two main sources namely; premiums/ contributions and Investments Income.</p> <p>We identified revenue recognition as a key audit matter as it is one of the key performance indicators of the Company and because of the potential risk that revenue transactions may not be recognized in the appropriate period. Further there is significant increase in revenue from the last year.</p>	<p>Our audit procedures included the following:</p> <p>Obtained an understanding, evaluated the design and tested the controls over the process of capturing, processing and recording of information related to premiums and Investment Income.</p> <p>For a risk-based sample of policies of non-unit linked business where premium is outstanding at the year end, compared receivable recorded with the terms of policy.</p> <p>Recalculated reinsurance premium based on the rates given in reinsurance treaty.</p> <p>Selected sample-based policies and traced them back to accounting records.</p> <p>For a sample of investment income transactions, tested that investment income is recorded based on the effective interest method or where right to receive the dividend is established.</p>
---	---	--

Information Other Than the Financial Statements and Auditor's Report Thereon

The management is responsible for the other information. The other information comprises the information included in the annual report but does not include the financial statements and our auditor's report thereon.

Our opinion on the financial statements does not cover the other information and we do not express any form of assurance conclusion thereon.

In connection with our audit of the financial statements, our responsibility is to read the other information and, in doing so, consider whether the other information is materially inconsistent with the financial statements or our knowledge obtained in the audit, or otherwise appears to be materially misstated. If, based on the work we have performed, we conclude that there is a material misstatement of this other information, we are required to report that fact. We have nothing to report in this regard.

Responsibilities of Management and Board of Directors for the Financial Statements

Management is responsible for the preparation and fair presentation of the financial statements in accordance with accounting and reporting standards as applicable in Pakistan, the requirements of Insurance Ordinance, 2000 and Companies Act 2017 (XIX of 2017) and for such internal control as management determines is necessary to enable the preparation of financial statements that are free from material misstatement, whether due to fraud or error.

In preparing the financial statements, management is responsible for assessing the Company's ability to continue as a going concern, disclosing, as applicable, matters related to going concern and using the going concern basis of accounting unless management either intends to liquidate the Company or to cease operations, or has no realistic alternative but to do so.

Board of directors is responsible for overseeing the Company's financial reporting process.

Auditor's Responsibilities for the Audit of the Financial Statements

Our objectives are to obtain reasonable assurance about whether the financial statements as a whole are free from material misstatement whether due to fraud or error, and to issue an auditor's report that includes our opinion. Reasonable assurance is a high level of assurance, but is not a guarantee that an audit conducted in accordance with ISAs as applicable in Pakistan will always detect a material misstatement when it exists. Misstatements can arise from fraud or error and are considered material if, individually or in the aggregate, they could reasonably be expected to influence the economic decisions of users taken on the basis of these financial statements.

As part of an audit in accordance with ISAs as applicable in Pakistan, we exercise professional judgment and maintain professional skepticism throughout the audit. We also:

- Identify and assess the risks of material misstatement of the financial statements, whether due to fraud or error, design and perform audit procedures responsive to those risks, and obtain audit evidence that is sufficient and appropriate to provide a basis for our opinion. The risk of not detecting a material misstatement resulting from fraud is higher than for one resulting from error, as fraud may involve collusion, forgery, intentional omissions, misrepresentations, or the override of internal control;
- Obtain an understanding of internal control relevant to the audit in order to design audit procedures that are appropriate in the circumstances, but not for the purpose of expressing an opinion on the effectiveness of the Company's internal control;
- Evaluate the appropriateness of accounting policies used and the reasonableness of accounting estimates and related disclosures made by management;
- Conclude on the appropriateness of management's use of the going concern basis of accounting and, based on the audit evidence obtained, whether a material uncertainty exists related to events or conditions that may cast significant doubt on the Company's ability to continue as a going concern. If we conclude that a material uncertainty exists, we are required to draw attention in our auditor's report to the related disclosures in the financial statements or, if such disclosures are inadequate, to modify our opinion. Our conclusions are based on the audit evidence obtained up to the date of our auditor's report. However, future events or conditions may cause the Company to cease to continue as a going concern;
- Evaluate the overall presentation, structure and content of the financial statements, including the disclosures, and whether the financial statements represent the underlying transactions and events in a manner that achieves fair presentation.

We communicate with the Board of directors regarding, among other matters, the planned scope and timing of the audit and significant audit findings, including any significant deficiencies in internal control that we identify during our audit.

We also provide to the Board of Directors with a statement that we have complied with relevant ethical requirements regarding independence, and to communicate with them all relationships and other matters that may reasonably be thought to bear on our independence, and where applicable, related safeguards.

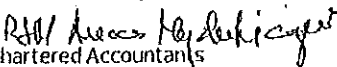
From the matters communicated with the Board of directors, we determine those matters that were of most significance in the audit of the financial statements of the current period and are therefore the key audit matters. We describe these matters in our auditor's report unless law or regulation precludes public disclosure about the matter or when, in extremely rare circumstances, we determine that a matter should not be communicated in our report because the adverse consequences of doing so would reasonably be expected to outweigh the public interest benefits of such communication.

Report on Other Legal and Regulatory Requirements

Based on our audit, we further report that in our opinion:

- a) proper books of account have been kept by the Company as required by Insurance Ordinance, 2000 and the Companies Act, 2017 (XIX of 2017);
- b) the statement of financial position, the statement of comprehensive income, the statement of changes in equity and the cash flow statement together with the notes thereon have been drawn up in conformity with the Insurance Ordinance, 2000, the Companies Act 2017 (XIX of 2017), and are in agreement with the books of account;
- c) the apportionment of assets, liabilities, revenue and expenses between two or more funds has been performed in accordance with the advice of the appointed actuary;
- d) investments made, expenditure incurred and guarantees extended during the year were for the purpose of the company's business; and
- e) zakat deductible at source under the Zakat and Ushr Ordinance, 1980 (XVIII of 1980), was deducted by the Company and deposited in the Central Zakat Fund established under section 7 of that Ordinance.

The engagement partner on the audit resulting in this independent auditor's report is Adnan Zaman.



Chartered Accountants
Karachi
Date: 22 March, 2023

UDIN: AR202210242JbLydU1AG

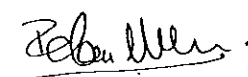
STATEMENT OF FINANCIAL POSITION
AS AT DECEMBER 31, 2022

	Note	2022 ------(Rupees in '000)-----	2021
ASSETS			
Property and equipment	8	20,636	19,367
Right of use assets	9	12,576	14,333
Intangible assets	10	12	340
Investments			
Equity securities	11	6,287	9,188
Government securities	12	1,024,452	736,706
Mutual funds	14	145,510	82,785
Term deposits receipts	13	-	48,800
Loans secured against life insurance policies		5,824	6,080
Insurance / reinsurance receivables	15	100,272	54,782
Other loans and receivables	16	22,302	17,005
Deferred tax asset	17	-	-
Taxation - payments less provision		29,737	20,636
Prepayments	18	1,927	1,593
Cash and Bank	19	254,525	143,773
TOTAL ASSETS		<u>1,624,060</u>	<u>1,155,388</u>
EQUITY AND LIABILITIES			
CAPITAL AND RESERVES ATTRIBUTABLE TO COMPANY'S EQUITY HOLDERS			
Share capital	20	1,501,720	1,501,720
Money ceded to Waqf Fund		500	500
Ledger account D		(1,508,107)	(1,222,977)
Unrealised gain on available-for-sale financial assets		275	2,283
Accumulated loss		(65,064)	(72,857)
Advance against equity		430,000	100,000
TOTAL EQUITY		<u>359,324</u>	<u>308,669</u>
LIABILITIES			
Insurance liabilities	21	951,820	611,315
Retirement benefit obligations	23	35,421	23,470
Premium received in advance		82,933	44,540
Insurance / reinsurance payables	24	58,403	60,020
Other creditors and accruals	25	122,312	89,651
Lease liability against right of use assets	26	13,847	17,723
TOTAL LIABILITIES		<u>1,264,736</u>	<u>846,719</u>
TOTAL EQUITY AND LIABILITIES		<u>1,624,060</u>	<u>1,155,388</u>
CONTINGENCIES AND COMMITMENTS			
	27		

The annexed notes from 1 to 52 form an integral part of these financial statements




Chief Executive Officer



Chief Financial Officer



Chairman



Director



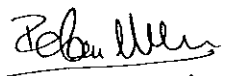
Director


STATEMENT OF COMPREHENSIVE INCOME
FOR THE YEAR ENDED DECEMBER 31, 2022

	2022	2021
	Note -----(Rupees in '000)-----	
Premium revenue	1,301,556	834,920
Premium ceded to reinsurers	(223,804)	(234,499)
Net premium revenue	28 1,077,752	600,421
Investment income	29 118,942	59,652
Net realised fair value gains on financial assets	30 562	7
Net fair value losses on financial assets at fair value through profit or loss	31 (836)	(856)
Other income	32 11,766	5,567
	<u>130,434</u>	<u>64,370</u>
Net income	1,208,186	664,791
Insurance benefits	479,719	452,695
Recoveries from reinsurers	(331,635)	(297,751)
Net insurance benefits	33 148,084	154,944
Net change in insurance liabilities (other than outstanding claims)	343,273	163,513
Acquisition expenses	34 730,005	390,152
Marketing and administration expenses	35 241,526	185,530
Other expenses	36 19,918	12,703
Total expenses	1,334,722	751,898
Results of operating activities	(274,620)	(242,051)
Loss before tax	(274,620)	(242,051)
Income tax expense	37 (1,351)	(389)
Loss for the year	(275,971)	(242,440)
Other comprehensive income/(loss):		
Change in unrealised loss on available-for-sale financial assets	(2,008)	(90)
Actuarial (loss)/gain on defined benefit obligation	(1,366)	330
	(3,374)	240
Total comprehensive loss for the year	(279,345)	(242,200)
Loss per share - Rupees	38 (1.84)	(1.61)

The annexed notes from 1 to 52 form an integral part of these financial statements


Chief Executive Officer


Chief Financial Officer


Chairman


Director

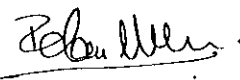

Director

STATEMENT OF CHANGES IN EQUITY
FOR THE YEAR ENDED DECEMBER 31, 2022

	Revenue reserves					Advanced against equity	Total
	Share Capital	Unappropriated profit / (Accumulated loss)	Ledger Account D	Money Ceded to Waqf Fund	Unrealised loss on available-for-sale financial assets		
	----- (Rupees in '000) -----						
Balance as at January 1, 2021	1501,720	(82,242)	(971,482)	500	2,373	-	450,869
Total comprehensive loss for the year	-	(242,440)	-	-	-	-	(242,440)
Other comprehensive income	-	330	-	-	-	-	330
Change in fair value of Available for sale investments	-	-	-	-	(90)	-	(90)
Deficit for the year in statutory funds	-	251,495	(251,495)	-	-	-	-
Advanced received during the year	-	-	-	-	-	100,000	100,000
Balance as at December 31, 2021	1501,720	(72,857)	(1,222,977)	500	2,283	100,000	308,669
Balance as at January 1, 2022	1501,720	(72,857)	(1,222,977)	500	2,283	100,000	308,669
Total comprehensive loss for the year	-	(275,971)	-	-	-	-	(275,971)
Other comprehensive loss	-	(1,366)	-	-	-	-	(1,366)
Change in fair value of Available for sale investments	-	-	-	-	(2,008)	-	(2,008)
Deficit for the year in statutory funds	-	285,130	(285,130)	-	-	-	-
Advanced received during the year	-	-	-	-	-	330,000	330,000
Balance as at December 31, 2022	1501,720	(65,084)	(1,508,107)	500	275	430,000	359,324

The annexed notes from 1 to 52 form an integral part of these financial statements


Chief Executive Officer


Chief Financial Officer


Chairman


Director



Director

**CASHFLOW STATEMENT
AS AT DECEMBER 31, 2022**

	2022	2021
Note	-----[Rupees in '000]-----	
Operating Cashflows		
(a) Underwriting activities		
Insurance premium received	1,368,497	855,164
Claims paid	(450,310)	(375,093)
Commission paid	(431,506)	(204,617)
Marketing and administrative expenses paid	(514,006)	(324,255)
Net cash used in underwriting activities	(27,325)	(48,801)
(b) Other operating activities		
Income tax paid	(10,453)	(3,942)
Other operating payments	(6,647)	(5,966)
Gratuity paid	(5,950)	(3,194)
Other operating receipts	18,453	10,510
Loans secured against life insurance policies - repayments received	255	532
Net cash flow used in other operating activities	(4,342)	(2,060)
Total cash used in all operating activities	(31,667)	(50,861)
Investment activities		
Profit received	109,915	61,118
Dividend received	15,352	3,912
Payment for investments	(4,447,443)	(3,657,383)
Proceeds from investments	4,146,391	3,601,915
Addition to property and equipment	(13,383)	(3,941)
Proceeds from sale of property and equipment	1,587	2,510
Total cash flow (used in) / generated from investing activities	(187,581)	8,131
Financing activities		
Advance received against equity	330,000	100,000
Total cash generated from financing activities	330,000	100,000
Net increase in cash and cash equivalents	110,752	57,270
Cash and cash equivalents at beginning of year	143,773	86,503
Cash and cash equivalents at end of year	254,525	143,773
19		
Reconciliation to profit and loss account		
Operating cash flows	(31,667)	(50,861)
Depreciation expense	(10,565)	(11,888)
Amortisation expense on intangible assets	(328)	(992)
Depreciation expense on right of use asset	(10,258)	(13,214)
Profit on disposal of property and equipment	39	327
Profit on disposal of investments	562	7
Dividend and other investment income	130,669	64,892
Increase/(decrease) in assets other than cash	96,607	75,599
(Increase)/decrease in liabilities other than borrowings	(450,194)	(305,454)
Net fair value losses on financial assets at fair value through profit or loss	(836)	(856)
Loss after taxation	(275,971)	(242,440)

The annexed notes from 1 to 52 form an integral part of these financial statements


Chief Executive Officer


Chief Financial Officer


Chairman


Director


Director

NOTES TO THE FINANCIAL STATEMENTS FOR THE YEAR ENDED DECEMBER 31, 2022

1. LEGAL, STATUS AND NATURE OF BUSINESS

1.1 Askari Life Assurance Company Limited (the Company) was incorporated in Pakistan on August 18, 1992 as a public limited company under the repealed Companies Ordinance, 1984 (replaced by Companies Act 2017). Its shares are quoted on Pakistan Stock Exchange. The Company commenced life insurance operations on February 22, 1993 after registration with Controller of Insurance on February 14, 1993. The address of its registered and principal office are 8th Floor, Army Welfare Trust, AWT Plaza, The Mall, Rawalpindi and 11th Floor, Emerald Tower, Plot No. G-19, Block 5, KDA Improvement Scheme No.5, Clifton, Karachi respectively. The major shareholding in the Company was taken over by Army Welfare Trust on October 27, 2017. The geographical locations other than stated above are as under:

Karachi Regional Development Centre: Showroom 4-5, Zubaida Garden Ground Floor, Near Awami Markaz, K.M.C.H.S Main Shahrah e Faisal, Karachi

Lahore Regional Development Center: Plot # 524, Block-15, Sector B-1, Quaid-e-Azam Town Scheme, College Road, Lahore.

Army Welfare Trust as a Holding Company holds 66.65% (2021: 66.65%) shares of the Company.

1.2 The Company is engaged in life insurance and window family takaful business including ordinary life business and accidental and health business.

In accordance with the requirement of Insurance Ordinance, 2000, the Company has established a Shareholder Fund and separate Statutory Funds in respect of each class of its life insurance business. The Statutory Funds established by the Company, in accordance with the advice of Appointed Actuary are as follow:

- Ordinary Life
- Universal Life
- Accidental and Health

The Company commenced the Window Takaful Operations in 2019. Company's Board of Directors in its meeting held on October 24, 2018 approved the contribution of seed money of Rs. 50 million from share holder's fund for the commencement of operation. The Window Takaful Operation is also approved by SECP and Company has also established Individual Family Takaful and Group Family Takaful Funds.

2 BASIS FOR PRESENTATION AND STATEMENT OF COMPLIANCE

2.1 Statement of compliance

These financial statements have been prepared in accordance with approved accounting standards as applicable in Pakistan. Approved accounting standards comprise of such International Financial Reporting Standards (IFRS) issued by the International Accounting Standards Board as are notified under the Companies Act 2017 and Insurance Accounting Regulations, 2017 provisions of and directives issued under the Companies Act 2017, the Insurance Ordinance, 2000 and Insurance Rules, 2017, and the Takaful Rules, 2012. In case requirements differ, the provisions or directives of the Companies Act 2017, Insurance Ordinance, 2000, Insurance Accounting Regulations 2017 and Insurance Rules, 2017 and Takaful Rules, 2012 shall prevail.

2.2 Standards, interpretations and amendments to existing accounting standards that have become effective during the year

The new standards, interpretations and amendments to accounting and reporting standards which are mandatory for accounting periods which began on January 01, 2022. However, these do not have any significant impact on the company's financial statements.

2.3 Standards, interpretations and amendments to accounting and reporting standards in Pakistan that are not yet effective during the year

The new standards, certain amendments and interpretations that are mandatory for accounting period beginning on or after January 01, 2023.

	Effective Date
IFRS 9 - Financial Instruments	1-Jan-23
IFRS 17 - Insurance Contracts	01-Jan-23*

*IFRS 17- 'Insurance Contracts' has been issued by the IASB to be effective for annual period beginning on or after January 01, 2023 but is yet to be notified by the Securities and Exchange Commission of Pakistan.

2.4 Standards, interpretations and amendments to accounting standards that are effective but not relevant

There are certain other amendments in standard and interpretations that are mandatory for the Company's accounting periods beginning on or after January 1, 2022 but are considered not to be relevant or will not have any significant effects on the Company's operations and therefore not stated in these financial statements.

2.5 Temporary exemption from application of IFRS 9

IFRS 9 'Financial Instruments' and amendment (effective for period ending on or after June 30, 2019) replaces the existing guidance in IAS 39 Financial Instruments: Recognition and Measurement. IFRS 9 includes revised guidance on the classification and measurement of financial instruments, a new expected credit loss model for calculating impairment on financial assets and new general hedge accounting requirements. It has also carried forward the guidance on recognition and derecognition of financial instruments from IAS 39.

Further, IFRS 4 provides two alternative options in relation to application of IFRS 9 for entities issuing contracts within the scope of IFRS 4, notably a temporary exemption and an overlay approach. The temporary exemption enables eligible entities to defer the implementation date of IFRS 9. The overlay approach allows an entity applying IFRS 9 from the effective date to remove from the profit and loss account the effects of some of the accounting mismatches that may occur from applying IFRS 9 before IFRS 17 is applied. The Company has adopted the temporary exemption which allows the Company to defer the application of IFRS 9.

As an insurance company, the management has opted temporary exemption from the application of IFRS 9 as allowed by the International Standards Board (IASB) for entities whose activities are predominantly connected with insurance.

3 BASIS OF MEASUREMENT

These financial statements have been prepared under the historical cost convention except for certain financial assets and liabilities which are stated at fair value or amortized cost as applicable.

4 FUNCTIONAL AND PRESENTATION CURRENCY

These financial statements are presented in Pakistan Rupees (rounded upto thousand) which is the Company's functional and presentation currency.

5 SUMMARY OF SIGNIFICANT ACCOUNTING POLICIES

The significant accounting policies adopted in the preparation of these financial statements are set out below. These policies have been applied consistently to all years presented except as stated otherwise.

5.1 Statutory funds

The Company maintains statutory funds for Ordinary Life, Universal Life and Accident and Health. Assets, liabilities, revenues and expenses are recorded in the fund, if referable or, on the basis of actuarial advice if not referable. Other assets, liabilities, revenue and expenses are allocated to shareholders' funds. Policyholders' liabilities have been included in statutory funds on the basis of actuarial valuation carried out by the appointed actuary of the Company on the financial position date as required by Section 50 of the Insurance Ordinance, 2000. A capital transfer provided to statutory funds by the shareholders' funds is recorded as a reduction in the shareholders' equity.

5.2 Property and equipment

These are stated at cost less accumulated depreciation and impairment, if any. Depreciation is calculated on the straight line method at rates mentioned in note 8.

Depreciation on all assets available for use during the year is charged from the month of acquisition / addition to and no depreciation will be charged in the month of disposal / deletion. When parts of an item of asset have different useful lives, they are accounted for as separate items in property and equipment.

Subsequent costs are included in the assets' carrying amount or recognized as a separate asset, as appropriate, only when it is probable that future economic benefits associated with the item will flow to the Company and the cost of the item can be measured reliably. Normal repairs and maintenance are charged to profit and loss account as and when incurred. However, major repairs and renewals are capitalized.

Depreciation rates and method are reviewed at financial position date and adjusted, if required.

Gains or losses on disposal of property and equipment are determined by comparing proceeds with the carrying amount. These are included in the profit and loss account.

5.3 Intangible asset

Intangible assets are stated at cost less accumulated amortization and any impairment losses. Amortization is charged over the estimated useful life of the asset on a systematic basis applying the straight line method at the rates specified in note 10 to the financial statements. The estimate of useful life and amortization method are reviewed at the end of each financial year with the effect of any changes in estimate being accounted for prospectively.

The amortization is charged from the month in which asset is available for use and no amortization is charged in which that asset is disposed off.

5.4 Right of use assets

The Company recognises right-of-use assets at the commencement date of the lease (i.e., the date the underlying asset is available for use). Right-of-use assets is initially measured based on the initial amount of the lease liability adjusted for any lease payments made at or before the commencement date plus any initial direct costs incurred and an estimate of costs to dismantle. The right of use asset is depreciated on straight line method over the lease term as this method most closely reflects the expected pattern of consumption of the future economic benefits. less any accumulated depreciation and impairment losses, and adjusted for any remeasurement of lease liabilities.

5.5 Lease Liability

The lease liability is initially measured at present value of the lease payments that are not paid at the commencement date, discounted using the interest rate implicit in the lease or, if that rate cannot be readily determined, the Kibor rate applied.

5.6 Types of Insurance contracts/Window Takaful Operations

5.6.1 Insurance contracts

Insurance contracts represent contracts with policy holders and reinsurers.

Those contracts where the Company (the insurer) accepts significant insurance risk from another party (the policyholder) by agreeing to compensate the policyholders if a specified uncertain future event (the insured event) adversely affects the policyholders.

Those insurance contracts that are issued by one insurer (the reinsurer) to compensate another insurer (the cedant) for losses on one or more contracts issued by the cedant are reinsurance contracts.

The Company enters into insurance contracts with policyholders which are divided into following two major categories:

Group Insurance contracts

The Company offers group life and group health to its clients. The risk underwritten is mainly death, hospitalization and disability. The group insurance contracts are issued typically on yearly renewable term basis.

Individual Insurance Contracts

Individual life investment linked policies are regular life policies, where policy value is determined as per the underlying assets' value. Various types of riders (Accidental Death, Family Income Benefit, etc.) are also sold along with the basic policies.

5.6.2 Family Takaful Contracts

The Company offers Family Takaful Contracts. Family Takaful Contract is an arrangement which rests on key Shariah principles of mutual cooperation, solidarity and well being of a community and is based on the principles of Wakala Waqf Model. Under a Takaful arrangement, individuals come together and contribute towards the common objective of protecting each other against financial losses by sharing the risk on the basis of mutual assistance. The obligation of Waqf for Waqf participants' liabilities is limited to the amount available in the Waqf fund. In case there is a deficit in the Waqf Fund, the Window Takaful Operator shall grant an interest free loan (Qard-e-Hasna) to make good the deficit. The loan shall be repayable from the future surpluses generated in the Waqf Fund, without any excess of the actual amount given to it. Repayment of Qard-e-Hasna shall receive priority over surplus distribution to Participants from the Waqf Fund. The detailed disclosures of window takaful operations are presented in note 42.

Group family takaful

The Group Family Takaful contracts are issued typically on yearly renewable term basis. The Company offers group term life and group credit plans to its participants.

Individuals family takaful contracts

The Company offers Individual Takaful Plans which provide Shariah Compliant financial protection and investment vehicle to individual participants. These plans carry cash value to the participants to direct their investment related contributions based on their risk / return objectives. The investment risk is borne by the participants.

5.7 Policyholders' liabilities / Technical Reserves

Policyholders' liabilities including IBNR are stated at a value determined by the appointed actuary through an actuarial valuation / advice carried out at each financial position date, in accordance with section 50 of the Insurance Ordinance, 2000. In determining the value both acquired policy values as well as estimated values which will be payable against risks which the Company underwrites are considered.

The basis used are applied consistently from year to year. Calculation for premium deficiency reserve and claims incurred but not reported (IBNR) is calculated by the appointed actuary on the basis of assumptions that the claim pattern will follow the historical trend experience.

5.7.1 Mortality, Morbidity and Interest Bases adopted

SECP vide its circular 17/2013 dated September 13, 2013 has stipulated that SLIC(2001-05) Individual Life Mortality Table published by Pakistan Society of Actuaries be used as the minimum valuation basis prescribed under SECP's notification S.R.O 16(1)/2012. A test was previously conducted to compare the existing valuation basis i.e. EFU (1961-66) mortality table with the minimum valuation basis SLIC (2001-05) for the relevant reserves. The test revealed that the existing valuation basis was more prudent than the minimum valuation basis and therefore it was considered to be more appropriate to continue with the existing valuation basis.

The rate of discount was taken as 3.75% in line with the requirements under SECP's notification S.R.O 16(1)/2012, for determining reserves of traditional products and supplementary coverage. Any differential between the assumed rate and the actual rate is intended to be available to the Company for meeting its administrative expenses.

The general principles adopted in the actuarial valuation to estimate policyholders' liabilities as at December 31, 2022 are as follows:

- a) **Universal Policies:** The liability for universal life business was calculated by summing up individual mathematical reserves of the policies. The mathematical reserves as at the valuation date were calculated individually in accordance with the basis outlined in the policy document. SLIC (1994-96) Mortality table is used as the base for deducting mortality charges for legacy portfolio, whereas EFU (61-66) * 1.25 Mortality is used as the bases for deducting mortality charges for new portfolio including individual family takaful policies. Suitable provisions were made for the unexpired mortality charges, expense charges, unexpired linked riders and investment income to be credited to each policy account in respect of the period from the policy anniversary date of the said calendar year upto the valuation date. As at the valuation date, there are paid up as well as in-force policies that belong to the old portfolio of the Company.
- b) **Group Policies:** The liability in respect of group life insurance, and riders of all types, was set using the unearned premium method. Unearned premium reserve and Premium Deficiency Reserve. Unearned Premium Reserve is held for that portion of premium that has not yet accrued at balance sheet date. Premium Deficiency Reserve is held for that portion of premium that has not yet accrued at balance sheet date. Due provision was made for claims incurred but not reported ("IBNR") by analyzing claims incurred after the valuation date till the paid date and past pattern of claim intimation lag from the date of payment of the claim.
- c) **Individual Conventional Life Policies:** The liability under individual conventional life assurances was calculated by taking the present value of expected future death benefits as at the valuation date, based on the Paid-up Sum assured value of each policyholder on individual basis. EFU (61-66) * 1.25 Mortality Table and a valuation interest rate of 3.75% were used for valuation of liabilities. As at the balance sheet date (valuation date), all conventional policies are either paid-up or are in benefit stage where the premiums have been ceased.
- d) **Term Life Policies:** The liability in respect of term life insurance, and riders of all types, was set using the unearned premium method. Unearned premium reserve is held for that portion of premium which has not yet accrued at balance sheet date.

5.7.2 Claims provision & IBNR

- a) Provisions have been made in respect of all intimated claims. Most claims require lump sum payments and reserves have been maintained in each Statutory Fund, where applicable.
- b) Adequate reserves have also been maintained for Incurred But Not Reported (IBNR) claims. The IBNR is determined based on chain ladder method that analyses the time lag between the claim occurrence date and claim reported date from the Company's own experience.

5.7.3 Premium deficiency reserve

The Company is required as per Insurance Rules, 2017 and IFRS-4, to maintain a provision in respect of premium deficiency for the class of business where the unearned premium reserve is not adequate to meet the expected future liability, after reinsurance, from claims and other expenses, including reinsurance expense, commissions and other underwriting expenses, expected to be incurred after the financial position date in respect of policies in that class of business at the financial position date. The movement in the premium deficiency reserve is recorded as an expense and the same shall be recognized as a liability.

5.8 Liability adequacy test

At each financial position date, liability adequacy tests are performed to ensure the adequacy of the contract liabilities. Any deficiency is immediately charged to profit and loss account initially by writing off the deferred policy acquisition costs, if any, and by subsequently establishing a provision for losses arising from liability adequacy tests.

5.9 Reinsurance/Retakaful contracts held

5.9.1 Conventional

Reinsurance premiums are recognized at the same time when the premium income is recognized. It is measured in line with the terms and condition of the reinsurance treaties.

Reinsurance liabilities represent balances due to reinsurance companies. Reinsurance liabilities are estimated in a manner consistent with the related reinsurance contract. Reinsurance assets represent balances due from reinsurance companies which are stated on the basis of amounts receivable under the respective contract after considering any impairment in the value of such assets.

Reinsurance assets are not offset against related insurance liabilities. Income or expenses from reinsurance contract are not offset against expenses or income from related insurance assets as required by Insurance Ordinance, 2000.

5.9.2 Retakaful

Retakaful contribution

These contracts are entered into by the Company with retakaful operator under which the "Waqf Fund" cedes the takaful risk assumed during normal course of its business and according to which Waqf is compensated for losses on contracts issued by it are classified as retakaful contracts held.

Retakaful contribution is recorded at the time the retakaful is ceded. Surplus from retakaful operator is recognised in the profit and loss account.

Retakaful expenses

Retakaful expenses are recognized as a liability in accordance with the pattern of recognition of related contribution.

Retakaful assets and liabilities

Retakaful assets represent balances due from retakaful operator. Recoverable amounts are estimated in a manner consistent with the associated retakaful treaties.

Retakaful liabilities represent balances due to retakaful operator. Amounts payable are calculated in a manner consistent with the associated retakaful treaties.

Retakaful assets are not offset against related Retakaful liabilities. Income or expenses from retakaful contract are not offset against expenses or income from related Retakaful contracts as required by the Insurance Ordinance, 2000. Retakaful assets and liabilities are derecognized when the contractual rights are extinguished or expired.

5.10 Receivables and payables related to insurance contract/Takaful contracts

Insurance

Receivables and payables are recognised when due. These include amounts due to and from agents and policyholders.

Takaful

Receivables under Family takaful contracts are recognized when due, at the fair value of the consideration receivable less provision for doubtful debts, if any. If there is objective evidence that the receivable is impaired, the Company reduces the carrying amount of the receivable accordingly and recognizes it as impairment loss.

5.11 Loan secured against life insurance policies

Cash loan

The Company provides loans to their policyholders on the basis of payment of premium for three consecutive years. The maximum limit of disbursement is 90 percent of the surrender value and carries a mark-up rate determined by the Company from time to time.

Auto paid-up loan

These non-interest bearing loans are available to policyholders of the Company to the extent of cash value built in their policies.

5.12 Segment reporting

Insurance

A business segment is a group of assets and operations engaged in providing products or services that are subject to risks and returns that are different from those of other business segments. The Company accounts for segment reporting using the classes or sub classes of business (statutory funds) as specified under the Insurance Ordinance, 2000 and Insurance Rules, 2017.

Based on its classification of Insurance contracts issued, the Company has three business segments for reporting purposes namely universal life business, ordinary life business and accident and health business.

The Company maintains Statutory Funds in respect of each class of its life insurance business. Assets, liabilities, revenues and expenses of the Company are referable to respective Statutory Funds, however, wherever, these are not referable to Statutory Funds, they are allocated to the Shareholders' Fund.

Apportionment of assets, liabilities, revenues and expenses, wherever required, between the funds are made on a fair and equitable basis and in accordance with the written advice of the Appointed Actuary.

Family Takaful

The individual family takaful business Segment provides family takaful coverage to individuals Participants.

The Group Family Takaful business segments provides Group family takaful coverage to members/ employees of business enterprises, corporate entities and common interest groups under group family takaful scheme operated by the Company.

Actuarial valuation of life insurance business is required to be carried out annually at the balance sheet date. Policyholders' liabilities included in the statutory funds are based on the actuarial valuation carried out by the Appointed Actuary as at December 31, 2022.

The Company reviews the basis of estimation used in respect of allocation of assets, liabilities, income and expenses not referable to specific fund with the consultation of Company's appointed actuary.

5.13 Cash and cash equivalents

For the purpose of statement of cash flows, cash and cash equivalents consists of cash in hand, stamps in hand and deposits with banks in current and other accounts.

5.14 Revenue recognition

Premiums

-First year individual life premiums are recognized once the related policy have been issued and premiums received.

-Renewal premiums are recognized upon receipt of premium provided the policy is still in force.

-Premiums for group life, group health business are recognized as and when due. Receivables under insurance contracts are recognized when due, at the fair value of the consideration receivable less provision for doubtful debts, if any. If there is objective evidence that the receivable is impaired, the Company reduces the carrying amount of the receivable accordingly and recognizes it as impairment loss.

Investment income

-Mark-up / interest income on bank deposits and government securities is recognized on time proportion basis, using effective yield method.

-Interest on fixed income securities is recognized on time proportion basis using effective yield method.

-Gain or loss on sale of investments is included in profit and loss account for investments relating to shareholders fund and statutory funds.

-Revaluation gain/loss on investment held 'at fair value through profit and loss' is recognized as income/expense in the comprehensive income.

-Revaluation gain/loss on investment held 'at available for sale' is recognized as income/expense in the other comprehensive income.

Dividend income

Dividend income is recognized when the Company's right to receive the payment is established.

Commission from re-insurer

Commission from re-insurer is recognized where such commission has contractually fallen due. When the commission has not fallen due the amount accrued may still be recognized, being calculated as if the contractual period for its determination ended on the financial position date.

Contributions

Individual Life Family Takaful

First year, renewal and single contributions are recognized once the related policies are issued/renewed against receipt of contribution. Subsequent contributions falling due under the certificate are recognised if received and processed. Single contributions and top-up contributions are recognised once the related Certificates are issued against the receipt of contribution.

Group Life Family Takaful

Group Family contributions are recognized as and when due.

5.15 Claims

Conventional Business

Claim expenses are recognized on the date the insured event is intimated.

A liability for outstanding claims is recognized in respect of all claims incurred up to the financial position date, as soon as reliable estimates of the claim amount can be made. The provision for claims "Incurred But Not Reported"(IBNR) is included in policyholders' liabilities.

Claim recoveries

Claims recoveries receivable from reinsurers are recognized as assets at the same time when the corresponding claims are recorded in accordance with the terms of the re-insurance contracts.

Family Takaful Business

Claims expense include all claims occurring during the year, whether reported or not, internal and external claim handling costs that are directly related to the processing and settlement of claims and other recoveries, and any adjustments to claims outstanding from previous years.

The outstanding claims liability includes amounts relating to unpaid reported claims and expected claims settlement costs. Full provision is made for the estimated cost of claims incurred to the reporting date. The liability for claims expenses relating to "Incurred But Not Reported"(IBNR) is included in technical reserves.

5.16 Investments

All investments are initially recognized at cost, being the fair value of the consideration given and includes transaction costs except for investments designated at fair value through profit and loss.

Held to maturity

Investments with fixed or determinable payments and fixed maturity, where the Company has positive intent and ability to hold to maturity, are classified as Held-to-Maturity. Subsequently, these are measured at amortized cost using the effective interest method and taking any discount or premium on acquisition.

Available-for-sale

Investments which are intended to be held for an indefinite period but may be sold in response to the need for liquidity are classified as available-for-sale. Subsequently these investments are carried at fair value. Surplus / (deficit) on revaluation from one reporting date to other is taken to other comprehensive income in the statement of comprehensive income. On derecognition or impairment of available-for-sale investments, the cumulative gain or loss previously reported in another comprehensive income is transferred to profit and loss for period within statement of comprehensive income.

Investments at fair value through profit and loss account

Investments which are acquired principally for the purposes of generating profit from short term fluctuation in price are classified as held-for-trading. Subsequent to initial recognition, these are remeasured at fair value. Gains or losses on investments on remeasurement of these investments are recognized in profit and loss account.

5.17 Creditors, accruals and provisions

Liabilities for creditors and other amounts payable are carried at cost which is the fair value of the consideration to be paid in the future for the goods and / or services received, whether or not billed to the Company.

Provisions are recognized when the Company has a legal or constructive obligation as a result of past events, when it is probable that an outflow of resources will be required to settle the obligation and a reliable estimate of the amount can be made. Provisions are reviewed at each financial position date and adjusted to reflect the current estimate.

5.18 Taxation

Current

Provision for current taxation is based on taxable income at the current rate of taxation after taking into account rebates and tax credits available, if any in accordance with the Income Tax Ordinance, 2001.

Deferred

Deferred tax is accounted for using the balance sheet liability method in respect of all temporary differences at the financial position date between the tax bases and carrying amounts of assets and liabilities for financial reporting purposes. Deferred tax liabilities are generally recognized for all taxable temporary differences and deferred tax assets are recognized to the extent that it is probable that taxable profits will be available against which the deductible temporary differences, unused tax losses and tax credits can be utilized.

5.19 Staff retirement benefits

Defined benefit plan

The Company operates an unfunded gratuity scheme for its permanent employees. Employees who have completed six month of service are eligible for the scheme. The amount of liability of each employee at year end is computed by Actuary. The person who have completed six month of service in a year is entitled to one month gross salary.

Accumulated compensated absences

The Company makes provision in the financial statements for its liabilities towards vested compensated absences accumulated by its employees, estimated on the basis of actuarial valuation carried out by the Company's actuary, on the basis of following criteria:

- a) Earned leave encashment calculation purposes, entitlements, will be calculated on monthly prorata basis.
- b) The earned leave may be accumulated upto maximum upto maximum of 60 days.
- c) Any leave not availed will be carry forward to the next year and accrued earned leaves in excess of 30 days can be encashed on the option of the employee.
- d) Maximum 30 leaves can be encashed.
- e) Maximum 15 days leaves can be carry forward in one calendar year.

5.20 Impairment of assets

Financial assets

The Company assesses at each reporting date whether there is objective evidence that the financial asset is impaired. In case of equity securities, a significant or prolonged decline in the fair value of the security below its cost is considered as an indicator that the security is impaired. If such indication exists, the carrying amounts of such assets are reviewed to assess whether they are recorded in excess of their recoverable amount. Where carrying values exceed the respective recoverable amount, assets are written down to their recoverable amounts and the resulting impairment loss is recognized in profit and loss account. The recoverable amount is the higher of an asset's fair value less costs to sell and value in use.

Non-financial assets

The Company assesses at each financial position date whether there is any indication that assets except deferred tax assets may be impaired. If such indication exists, the carrying amounts of such assets are reviewed to assess whether they are recorded in excess of their recoverable amount. Where carrying values exceed the respective recoverable amount, assets are written down to their recoverable amounts and the resulting impairment loss is recognized in profit and loss account. The recoverable amount is the higher of an asset's fair value less costs to sell and value in use.

5.21 Dividend distribution

Dividend distribution to the Company's shareholders is recognized as a liability in the Company's financial statements in the period in which the dividends are approved.

5.22 Acquisition cost

These comprise commission and other costs incurred in acquiring insurance policies and include without limitation all forms of remuneration paid to insurance agents.

These are recognized as an expense in the earlier of the financial year in which they are paid and financial year in which they become due and payable, except those which are directly referable to the acquisition or renewal of specific contracts that are recognised not later than the period in which the premium to which they refer is recognized as revenue.

5.23 Management expenses

Marketing, management and other expenses have been allocated to various statutory funds, expenses that are not attributable to statutory funds, charged to Shareholders funds.

5.24 Takaful Operator's Fee

The shareholders of the Company manage the Window Takaful operations for the participants. Accordingly, the Company is entitled to Takaful Operator's Fee for the management of Window Takaful Operations under the Waqf Fund, to meet its general and administrative expenses. The Takaful Operator's fee, termed as Wakala Fee, is recognized up front.

5.25 Related party transactions

Transaction with related parties are made at arm's length basis subject to approval of the Board of Directors.

5.26 Financial instruments

Financial assets and financial liabilities are recognized at the time when the Company becomes a party to the contractual provisions of the instrument. Financial assets are de-recognised when the contractual right to future cash flows from the asset expire or is transferred along with the risks and rewards of the asset. Financial liabilities are de-recognised when obligation specified in the contract is discharged, cancelled or expired. Any gain or loss on de-recognition of the financial assets and liabilities is recognised in the statement of comprehensive income of the current period. The particular recognition methods adopted are disclosed in the individual policy statements associated with each item.

5.27 Off-setting of financial assets and financial liabilities

Financial assets and financial liabilities are offset and the net amount is reported in the financial position, if the Company has a legally enforceable right to set-off and intends either to settle on a net basis or to realize the asset and settle the liability simultaneously.

5.28 Foreign currencies

Transactions in foreign currencies are accounted for in Pak Rupees (functional currency) at the rates prevailing on the date of transaction. Monetary assets and liabilities denominated in foreign currencies are translated into Rupees at the rates of exchange prevailing at the financial position date.

6 CRITICAL ACCOUNTING JUDGMENTS AND ESTIMATES

6.1 Use of critical accounting judgments and estimates

The preparation of financial statements in conformity with the requirements of approved accounting standards as applicable in Pakistan requires the use of certain critical accounting estimates. It also requires management to exercise its judgment in the process of applying the Company's accounting policies. Estimates and judgments are continually evaluated and are based on historic experience and

other factors, including expectations of future events that are believed to be reasonable under the circumstances. Revisions to accounting estimates are recognized in the period in which the estimate is revised and any future periods affected.

Significant areas where assumptions and estimates were exercised in application of accounting policies, otherwise that are disclosed in these financial statements, relate to:

Property and equipment	Note 52
Policy holders' liabilities / Technical Reserves	57
Taxation	5,18
Staff retirement benefits	5,19
Impairment of financial and non financial assets	5,20

7 SUMMARY OF SIGNIFICANT EVENTS

- 7.1 The company raised advance against equity of Rs. 330 million during the year which is considered to be significant event for the purpose of financial statements.
- 7.2 The revenue of the company increased from to Rs. 834,920 million to Rs. 1,301,556 million during the year (56%) which is considered to be significant event for the purpose of financial statements.

8 PROPERTY AND EQUIPMENT

Description	Cost				Accumulated Depreciation				Written down value As at December 31, 2022	Rate %
	As at January 01, 2022	Additions	Disposals	As at December 31, 2022	As at January 01, 2022	Charge for the year	Disposals	As at December 31, 2022		
Rupees in '000										
Furniture and fixture	9,555	4,234	-	13,789	4,998	2,195	-	7,193	6,596	20
Office and electrical equipme	5,669	2,663	-	8,332	3,037	1,215	-	4,252	4,080	20
Computer equipment	16,131	4,987	(1,065)	20,053	13,098	3,015	(1,016)	15,097	4,956	33.33-50
Motor vehicles	3,321	1,499	(1,610)	3,210	2,497	541	(110)	2,928	282	20
Lease improvements	17,996	-	-	17,996	9,675	3,599	-	13,274	4,722	20
	<u>52,672</u>	<u>13,383</u>	<u>(2,675)</u>	<u>63,380</u>	<u>33,305</u>	<u>10,565</u>	<u>(1,126)</u>	<u>42,744</u>	<u>20,636</u>	

Description	Cost				Accumulated Depreciation				Written down value As at December 31, 2021	Rate %
	As at January 01, 2021	Additions	Disposals	As at December 31, 2021	As at January 01, 2021	Charge for the year	Disposals	As at December 31, 2021		
Rupees in '000										
Furniture and fixture	9,555	-	-	9,555	3,087	1,911	-	4,998	4,557	20
Office and electrical equipme	5,889	40	(260)	5,669	1,982	1,133	(78)	3,037	2,632	20
Computer equipment	15,061	1,606	(536)	16,131	8,789	4,680	(371)	13,098	3,033	33.33-50
Motor vehicles	3,321	2,295	(2,295)	3,321	1,956	541	-	2,497	824	20
Lease improvements	18,724	-	(728)	17,996	6,269	3,623	(217)	9,675	8,321	20
	<u>52,550</u>	<u>3,941</u>	<u>(3,819)</u>	<u>52,672</u>	<u>22,083</u>	<u>11,888</u>	<u>(666)</u>	<u>33,305</u>	<u>19,367</u>	

8.1 Depreciation charge has been allocated as	Note	2022	2021
		-----Rupees in '000-----	
Acquisition expenses	34	3,397	3,960
Marketing and administration expenses	35	7,168	7,928
		<u>10,565</u>	<u>11,888</u>

8.2 DETAIL OF DISPOSAL OF PROPERTY AND EQUIPMENT

8.2.1 Property and equipment sold to a Director or an Executive.

Description of Asset	Cost	Book Value	2022		Buyer	Mode of disposal
			Sale Proceed	Gain		
-----Rupees in '000-----						
DMAX ISUZU V Cross AT	1,499	1,499	1,499	-	Noman Muhammad	As per policy

8.2.2 Disposal of Property and equipment exceeding net book value of Rs. 500,000 and below(excluding those disclosed in 8.2.1)

2022						
Description of Asset	Cost	Book Value	Safe Proceed	Gain	Buyer	Mode of disposal
-----Rupees in '000-----						
Computer and Equipments	1,065	49	75	26	Various	Scrap
Motor Vehicle	111	-	13	13	Various	Scrap
	<u>1,176</u>	<u>49</u>	<u>88</u>	<u>39</u>		

9 RIGHT OF USE ASSETS

Description	Cost				Accumulated Depreciation				Written down value As at December 31, 2022	Rate %
	As at January 01, 2022	Additions	Disposals/Modification	As at December 31, 2022	As at January 01, 2022	Charge for the year	Disposals	As at December 31, 2022		
-----Rupees in '000-----										
Right to use assets	<u>46,589</u>	<u>8,501</u>	<u>(5,862)</u>	<u>49,228</u>	<u>32,256</u>	<u>10,258</u>	<u>(5,862)</u>	<u>36,652</u>	<u>12,576</u>	<u>20-33.33</u>

Description	Cost				Accumulated Depreciation				Written down value As at December 31, 2021	Rate %
	As at January 01, 2021	Additions	Disposals/Modification	As at December 31, 2021	As at January 01, 2021	Charge for the year	Disposals	As at December 31, 2021		
-----Rupees in '000-----										
Right to use assets	<u>63,493</u>	<u>-</u>	<u>(16,904)</u>	<u>46,589</u>	<u>31,925</u>	<u>13,214</u>	<u>(12,883)</u>	<u>32,256</u>	<u>14,333</u>	<u>20-33.33</u>

9.1 Disclosure relating to right of use assets

Number of right of use assets leased	Range of remaining term	Average remaining lease term	Number of leases with extension option	Number of leases with termination option
2	Within 3 Year	2 Year	2	2

9.2 Depreciation charge has been allocated as follows:

	Note	2022	2021
-----Rupees '000-----			
Acquisition expenses	34	163	4,631
Marketing and administration expenses	35	10,096	8,583
		<u>10,259</u>	<u>13,214</u>

10 INTANGIBLE ASSETS

Description	Cost				Accumulated Amortisation				Written down value As at December 31, 2022	Rate %
	As at January 01, 2022	Additions	Disposals	As at December 31, 2022	As at January 01, 2022	Charge for the year	Disposals	As at December 31, 2022		
-----Rupees in '000-----										
Softwares	<u>2,996</u>	<u>-</u>	<u>-</u>	<u>2,996</u>	<u>2,656</u>	<u>328</u>	<u>-</u>	<u>2,984</u>	<u>12</u>	<u>33.33</u>

Description	Cost				Accumulated Amortisation				Written down value As at December 31, 2021	Rate %
	As at January 01, 2021	Additions	Disposals	As at December 31, 2021	As at January 01, 2021	Charge for the year	Disposals	As at December 31, 2021		
-----Rupees in '000-----										
Softwares	<u>2,996</u>	<u>-</u>	<u>-</u>	<u>2,996</u>	<u>1,664</u>	<u>992</u>	<u>-</u>	<u>2,656</u>	<u>340</u>	<u>33.33</u>

11 INVESTMENTS IN EQUITY SECURITIES

	2022				2021			
	Cost	Revaluation Surplus / (Deficit)	Impairment	Fair Value	Cost	Revaluation Surplus / (Deficit)	Impairment	Fair Value
----- Rupees in '000 -----								
AVAILABLE FOR SALE								
Related parties								
Listed Shares								
East West Insurance Company Limited	281	368	-	649	281	302	-	583
Others								
Listed Shares								
Kohat Cement Company Limited	340	44	-	384	340	150	-	490
O. G. Khan Cement Company Limited	512	-	(357)	155	512	-	(263)	249
Habib Bank Limited	1,351	-	(905)	446	1,351	-	(535)	816
Ghandhara Industries Limited	1,633	-	(1,198)	435	1,633	-	(926)	707
Milat Tractor Limited	744	(33)	-	711	744	-	(12)	732
Bifo Industries Limited	350	-	(226)	124	350	-	(179)	171
Descon Oxychem Limited	101	27	-	128	101	32	-	133
Packages Limited	2,221	(740)	-	1,481	2,221	(232)	-	1,989
Al-Shaheer Corporation	78	-	(52)	26	78	-	(44)	34
Friestandcampina Engro Pakistan Limited	323	-	(126)	197	323	-	(69)	254
Ferozsons Laboratories Limited	1,958	(472)	-	1,486	1,958	975	-	2,933
ASP Limited	103	(38)	-	65	103	(6)	-	97
	9,995	(644)	(2,864)	6,287	9,995	1,221	(2,028)	9,188

11.1 Movement in accumulated impairment losses on available for sale investments.

	2022	2021
	----- Rupees in '000 -----	
Opening balance	(2,028)	(1,172)
Charge for the period / year	(836)	(856)
Closing balance	(2,864)	(2,028)

12 INVESTMENTS IN GOVERNMENT SECURITIES

	2022				2021		
	Maturity Year	Effective Yield (%)	Amortized Cost	Principal Repayment	Carrying Value	Effective Yield (%)	Carrying Value
----- Rupees in '000 -----							
HELD TO MATURITY							
10 year Pakistan Investment Bonds	19-Jul-22	12.63%	-	on Maturity	-	12.63%	10,465
10 year Pakistan Investment Bonds	19-Jul-22	12.52%	-	on Maturity	-	12.52%	8,178
10 year Pakistan Investment Bonds	21-Apr-26	9.19%	9,844	on Maturity	9,874	9.19%	9,844
10 year Pakistan Investment Bonds	21-Apr-26	8.07%	23,054	on Maturity	22,942	8.07%	23,054
10 year Pakistan Investment Bonds	21-Feb-29	11.21%	39,371	on Maturity	39,355	11.21%	39,371
10 year Pakistan Investment Bonds	09-Dec-30	7.81%	40,356	on Maturity	40,508	7.81%	40,356
03 Months Treasury Bills	24-Feb-22	10.39%	-	on Maturity	-	10.39%	345,328
06 Months Treasury Bills	10-Feb-22	7.48%	-	on Maturity	-	7.48%	53,169
06 Months Treasury Bills	24-Feb-22	7.43%	-	on Maturity	-	7.43%	75,727
06 Months Treasury Bills	16-Jun-22	11.25%	-	on Maturity	-	11.25%	100,031
12 Months Treasury Bills	15-Dec-22	11.44	-	on Maturity	-	11.44%	4,976
03 Months Treasury Bills	9-Mar-23	16.97%	187,985	on Maturity	182,223	-	-
03 Months Treasury Bills	26-Jan-23	15.70%	131,795	on Maturity	130,338	-	-
03 Months Treasury Bills	23-Feb-23	16.88%	29,180	on Maturity	28,469	-	-
03 Months Treasury Bills	23-Feb-23	16.76%	34,200	on Maturity	33,372	-	-
06 Months Treasury Bills	23-Feb-23	15.81%	65,105	on Maturity	63,617	-	-
06 Months Treasury Bills	9-Feb-23	15.79%	60,875	on Maturity	59,840	-	-
12 Months Treasury Bills	18-May-23	14.75%	21,500	on Maturity	20,364	-	-
12 Months Treasury Bills	12-Jan-23	11.48%	16,500	on Maturity	16,438	-	-
5 Years GOP Sukuks	09-Dec-25	16.42%	229,450	on Maturity	230,111	7.07%	26,207
5 Years GOP Sukuks	29-Oct-26	14.30%	31,500	on Maturity	31,767	-	-
5 Years GOP Sukuks	29-Jul-25	15.03%	14,600	on Maturity	14,731	-	-
5 Years GOP Sukuks	09-Dec-25	16.27%	19,800	on Maturity	19,863	-	-
5 Years GOP Sukuks	09-Dec-25	16.17%	80,200	on Maturity	80,640	-	-
			1,035,315		1,024,452		736,706

13 INVESTMENT IN TERM DEPOSIT RECEIPTS

	2022	2021
	----- Rupees in '000 -----	
HELD TO MATURITY		
Deposits maturing within 12 months	-	48,800

14 INVESTMENTS IN MUTUAL FUNDS

	2022			2021		
	Cost	Revaluation Surplus	Carrying Value	Cost	Revaluation Surplus	Carrying Value
----- Rupees in '000 -----						
AVAILABLE FOR SALE						
NBP islamic money market fund	129	9	138	120	4	124
NAFA income opportunity fund	-	-	-	12,214	629	12,843
Alhamra islamic money market fund	19,357	-	19,357	11,304	-	11,304
ABL islamic cash fund	11,493	-	11,493	11,249	-	11,249
Alfalsh islamic rozana amdani fund	11,120	-	11,120	11,096	-	11,096
Faysal halal amdani fund	16,784	1,079	17,863	9,821	385	10,206
NBP islamic daily dividend fund	12,522	-	12,522	11,199	1	11,200
AL-Ameen Islamic Cash Fund	-	-	-	5,737	43	5,780
Meezan Rozana Amdani Fund	12,539	-	12,539	4,576	-	4,576
Meezan Daily Income Fund	9,743	-	9,743	2,156	-	2,156
Faysal Islamic Cash Fund	17,956	-	17,956	2,251	-	2,251
HBL Islamic Cash Fund	18,544	-	18,544	-	-	-
NBP Financial Sector Income Fund	14,204	31	14,235	-	-	-
	144,391	1,119	145,510	81,723	1,062	82,785

	Note	2022	2021
		----- Rupees in '000 -----	
15 INSURANCE / REINSURANCE RECEIVABLES			
Due from insurance contract holders		27,413	54,782
Due to other insurers / reinsurers		72,859	-
		100,272	54,782
15.1 Due from related parties			
Holding company			
Army Welfare Trust		258	241
Associate			
Askari Guards Limited Head Office Staff		4,178	4,992
MEDASK		38	-
Real Estate (Head Office)		-	390
AWT Housing Scheme Karachi		2	2
Askari Fuels		11	6
Askari Woolen Mills		291	39
Askari Development Holding Pvt Limited		617	4
Askari General Insurance Company Limited		-	55
AWT Investment		34	549
Askari Chartered Aviation Services (ACS)		4	2
Fauji Security Services		3,851	1,155
Mobil Askari Pakistan Ltd		11	13
Blue lagoon		463	609
Askari lagoon		28	4
AWT Plaza Staff		-	142
		9,786	8,203

15.2 Maximum amount outstanding at any time during the year

Name of related party		
Army Welfare Trust	258	241
Askari Guards Limited	4,178	4,992
MEDASK	38	-
Real Estate	-	390
AWT Housing Scheme Karachi	2	2
Askari Fuels	11	6
Askari Woolen Mills	291	39
Askari Development Holding Pvt Limited	617	4
Askari General Insurance Company Limited	-	55
AWT Investment	34	549
Askari Chartered Aviation Services (ACS)	4	2
Fauji Security Services	3,851	1,155
AWT Units	-	-
Mobil Askari Pakistan Ltd	11	13
Blue lagoon	463	609
Askari lagoon	28	4
AWT Plaza	-	142

15.3 Age analysis of insurance receivables from related parties

Name of related party	Amount past due		
	Past due 0-90 days	Past due 90 days	Total gross amount due
Army Welfare Trust	10	248	258
Askari Guards Limited	4,178	-	4,178
MEDASK	-	38	38
AWT Housing Scheme Karachi	-	2	2
Askari Fuels	1	10	11
Askari Woolen Mills	2	289	291
Askari Development Holding Pvt Limited	-	617	617
AWT Investment	-	34	34
Askari Chartered Aviation Services (ACS)	2	2	4
Fauji Security Services	3,847	4	3,851
Mobil Askari Pakistan Ltd	-	11	11
Blue lagoon	233	230	463
Askari lagoon	-	28	28
	8,273	1,513	9,786

16 OTHER LOANS AND RECEIVABLES

	2022	2021
Note	----- Rupees in '000 -----	
Accrued investment income	8,143	4,107
Security deposit	8,630	7,438
Advance to vendors	1,543	4,357
Loans to employees	3,986	1,103
	22,302	17,005

16.1 This represent interest free loans provided to employees repayable within 12 months.

17 Deferred Taxation

Deferred tax debits arising in respect of:

Property and Equipment & Intangibles	3,376	2,641
Lease Liability	4,016	5,140
Retirement Benefit Obligation	10,272	6,806
Tax Losses	7,928	7,928
Minimum tax	390	349
	<u>25,982</u>	<u>22,864</u>

Deferred tax credits arising in respect of:

Right of Use Assets	(3,647)	(4,157)
	<u>22,335</u>	<u>18,707</u>

17.1

	Balance as at January 2022	Recognized in Profit and Loss Account	Recognized in Other Comprehensive Income	Balance As at December 31, 2022
Deferred Tax arising in respect of :				
Fixed Asset	2,641	735	-	3,376
Lease Liability (Right of Use)	5,140	(1,124)	-	4,016
Others	15,083	3,507	-	18,590
Deferred Tax credit arising in respect of :				
Right of use of Asset	(4,157)	510	-	(3,647)
	<u>18,707</u>	<u>3,628</u>	<u>-</u>	<u>22,335</u>

17.2 During the period the amount of deferred tax asset estimated by the company is Rs. 22,335 million (2021: Rs. 18,707 million), the company has not recorded deferred tax asset in the current year on prudence basis.

	2022	2021
	----- Rupees In '000 -----	
18 PREPAYMENTS		
Prepaid expenses	1,927	1,593
	<u>1,927</u>	<u>1,593</u>
19 CASH AND BANK		
- Stamps in hand	1,454	585
Cash and bank		
- Current account	113,881	72,773
- Saving account	19.2 139,190	70,415
	<u>254,525</u>	<u>143,773</u>
19.1 Cash and cash equivalents		
Cash and bank	<u>254,525</u>	<u>143,773</u>

19.2 It carries mark-up / interest at the rate of 3.3% to 14.6% per annum (2021: 2.5% to 7.3% per annum).

20 SHARE CAPITAL

20.1 AUTHORIZED SHARE CAPITAL

	2022	2021		2022	2021
	Number of shares			----- Rupees in '000 -----	
	200,000,000	200,000,000	Ordinary shares of Rs. 10 each	2,000,000	2,000,000
	100,000,000	-	As at beginning of the year	1,000,000	-
	<u>300,000,000</u>	<u>200,000,000</u>	Increased during the year	<u>3,000,000</u>	<u>2,000,000</u>
			As at end of the year		

20.2 ISSUED, SUBSCRIBED AND PAID UP SHARE CAPITAL

2022	2021		2022	2021
Number of shares				
150,172,014	150,172,014	Ordinary shares of Rs.10 each issued for	1,501,720	1,501,720
-	-	As at beginning of the year	-	-
150,172,014	150,172,014	Issued during the year	1,501,720	1,501,720
		As at end of the year		

As at December 31, 2022, 100.083 million shares - 66.65% shares (December 31, 2021: 100.083 million shares - 66.65% shares) were held by Trustees of Army Welfare Trust.

	Note	2022 ----- Rupees in '000 -----	2021
21 INSURANCE LIABILITIES			
Reported outstanding claims (including claims in payment)	21.1	131,719	134,487
Incurred but not reported claims (IBNR)	21.2	8,832	6,588
Investment component of account value policies / certificates	21.3	691,718	419,895
Liabilities under individual conventional insurance /takaful contracts	21.4	1,683	2,274
Liabilities under group insurance / group family takaful contracts (other than investment linked)	21.5	87,834	14,499
Other insurance / family takaful liabilities	21.6	30,034	33,572
		<u>820,101</u>	<u>476,828</u>
		<u>951,820</u>	<u>611,315</u>
21.1 Reported outstanding claims			
Gross of Reinsurance /Re takaful			
Payable within one year		307,367	275,957
Payable over a period of time exceeding one year		14,626	16,630
		<u>321,993</u>	<u>292,587</u>
Recoverable from Reinsurance / Re takaful			
Receivable within one year		(177,155)	(142,819)
Receivable over a period of time exceeding one year		(13,119)	(15,281)
		<u>(190,274)</u>	<u>(158,100)</u>
Net reported outstanding claims		<u>131,719</u>	<u>134,487</u>
21.2 Incurred but not reported claims			
Gross of reinsurance		82,101	23,563
Reinsurance recoveries		(73,269)	(16,975)
Net of reinsurance		<u>8,832</u>	<u>6,588</u>
21.3 Investment component of universal life and account value policies / certificates			
Investment component of account value policies		<u>691,718</u>	<u>419,895</u>
21.4 Liabilities under individual conventional Insurance / takaful contracts			
Gross of reinsurance		1,742	2,287
Reinsurance credit		(59)	(13)
Net of reinsurance		<u>1,683</u>	<u>2,274</u>
21.5 Liabilities under Group Insurance / Group Family Takaful Contracts (other than Investment linked)			
Gross of reinsurance		131,244	94,022
Reinsurance credit		(43,410)	(79,523)
Net of reinsurance		<u>87,834</u>	<u>14,499</u>
21.6 Other Insurance / family takaful liabilities			
Gross of reinsurance		31,308	43,736
Reinsurance recoveries		(1,274)	(10,164)
		<u>30,034</u>	<u>33,572</u>

22 UNCLAIMED INSURANCE BENEFITS

Dec-22	1 to 6 Months	7 to 12 Months	13 to 24 Months	25 to 36 Months	Beyond 36 Months	Total
Unclaimed maturity benefits	6,641	4,056	5,967	8,276	33,175	58,115
Unclaimed death benefits	360	-	415	291	11,989	13,055
Claims Not Encashed	807	146	244	345	1,200	2,742
Other unclaimed benefits	1,042	278	917	511	12,182	14,930
Total	8,850	4,480	7,543	9,423	58,546	88,842

Dec-21	1 to 6 Months	7 to 12 Months	13 to 24 Months	25 to 36 Months	Beyond 36 Months	Total
Unclaimed maturity benefits	5,774	3,957	10,286	4,080	30,067	54,164
Unclaimed death benefits	1,033	230	341	157	11,882	13,643
Claims Not Encashed	2,471	-	345	447	753	4,016
Other unclaimed benefits	1,106	1,160	1,028	2,408	11,513	17,215
Total	10,384	5,347	12,000	7,092	54,215	89,038

23 RETIREMENT BENEFIT OBLIGATIONS

The Company operates an unfunded gratuity scheme for its permanent employees. Employees who have completed six month of service are eligible for the scheme. The amount of liability of each employee at year end is computed by Actuary. The person who have completed six month of service in a year is entitled to one annual gross salary.

	Note	2022 ----- Rupees in '000 -----	2021 -----
Gratuity- unfunded		35,421	23,470
23.1 Movement in liability recognised in Statement financial position			
Present value of defined benefit obligation		35,421	23,470
Fair value of plan assets		-	-
Net Liability in Statement of Financial Position		35,421	23,470
23.2 Movement in liability recognised in Statement of financial position			
At the beginning of year		23,470	18,151
Add: charge for the year		14,076	11,981
Less: payment to outgoing employees		(3,153)	(3,194)
Less: payable to outgoing employees		(338)	(3,135)
Less: total amount of remeasurements recognised in OCI		1,366	(333)
At the end of the year		35,421	23,470
23.3 Charge has been allocated as follows:			
Acquisition expenses		1,791	778
Marketing and administration expenses		13,651	10,873
Other comprehensive income		(1,366)	330
		14,076	11,981
23.4 Analysis of present value of defined benefit obligation			
Split by vested/ non vested			
Vested Benefits		35,421	23,470
Split by benefits earned to date			
Accumulated benefit obligation		10,121	7,149
Amounts attributable to future salary increases		25,300	16,321
		35,421	23,470

Note 2022 2021
----- Rupees in '000 -----

Expected distribution of timing of benefit payments time in years

Distribution of timing of benefit payments (time in the periods)		
Within first year from the end of financial year	2,004	1,450
Within second year from the end of financial year	2,681	2,012
Within third year from the end of financial year	3,376	2,587
Within fourth year from the end of financial year	4,047	3,212
Within fifth year from the end of financial year	4,932	3,840
Within sixth to ten years from the end of financial year	91,203	52,858

Sensitivity analysis on significant actuarial assumptions on present value of defined benefit obligation

Discount rate +0.50%	33,602	22,164
Discount rate -0.50%	37,388	24,889
Long term salary increases +0.50%	37,298	24,938
Long term salary increases -0.50%	33,668	22,109

Maturity Profile of present value of defined benefit obligation

Weighted average duration of the present value of defined benefit obligation (time in years)	10.67	11.58
--	-------	-------

23.5 Details of employees valued

Total number of employees	83	88
Total monthly salary	11,442	9,726

23.6 Principal actuarial assumptions

The following significant assumptions were used in the valuation carried out at the statement of financial position date :

	2022	2021
Estimated rate of increase in salary of the employees	14.25%	12.25%
Discount rate	14.25%	12.25%
Rates of employee turnover	Moderate	Moderate

Demographic Assumptions

Mortality rates (for death in service)	SLIC (2001-05)-1	SLIC (2001-05)-1
--	------------------	------------------

The mortality rates are provided by the State Life Insurance Corporation of Pakistan (SLIC).

23.7 Profit and Loss for the year December 31, 2023

	Rupees in '000
Service cost	
Current service cost	12,581
Past service cost	-
	12,581
Net Interest cost	
Interest cost on defined benefit obligation	5,776
Interest income on planned assets	-
	5,776
Cost to be recognised in profit and loss for the year	18,357

	Note	2022	2021
		----- Rupees in '000 -----	
24 INSURANCE / REINSURANCE PAYABLES			
Due to other insurers / reinsurers		54,849	57,645
Due to other insurance contract holders		3,554	2,375
		<u>58,403</u>	<u>60,020</u>
25 OTHER CREDITORS AND ACCRUALS			
Agent commission payable		71,125	54,641
Workers welfare fund		676	676
Accrued expenses		24,992	18,136
Tax liabilities		10,611	5,636
Other liabilities		7,348	4,911
Compensated absence payable	25.1	7,560	5,651
		<u>122,312</u>	<u>89,651</u>

25.1 This includes provision made against accumulated compensation absences on the basis of actuarial assumptions taken by Company's actuary.
The main assumptions used for actuarial valuation are as under :

Principal Actuarial Assumption

Discount factor used per annum	14.25%	12.25%
Expected increase in eligible pay per annum	14.25%	12.25%

Movement in Payable to Accumulated Compensation Absences

Opening Balance	5,651	3,343
(Reversal) / addition during the year	1,909	2,308
Closing Balance	<u>7,560</u>	<u>5,651</u>

2022 2021

26 LEASE LIABILITY AGAINST RIGHT OF USE ASSETS

Lease liability represented by:

Non current portion	3,774	6,621
Current portion	10,073	11,102
	<u>13,847</u>	<u>17,723</u>

26.1 The lease liability is discounted using incremental rate of borrowing 11% to 18.2% (2021: 10.25%)

26.2

	2022			2021		
	Present Value of Minimum Lease Payment	Financial Charges for the future	Minimum Lease Payment	Present Value of Minimum Lease Payment	Financial Charges for the future	Minimum Lease Payment
	-----Rupees in '000-----			-----Rupees in '000-----		
Not Later than one year	10,073	1,086	11,159	11,102	1,143	12,245
Later than one year but not later than five years	3,774	363	4,137	6,621	113	6,734
Later than five years	-	-	-	-	-	-
	<u>13,847</u>	<u>1,449</u>	<u>15,296</u>	<u>17,723</u>	<u>1,256</u>	<u>18,979</u>

27 CONTINGENCIES AND COMMITMENTS

27.1 Contingencies

27.1.1 There is pending adjudication bearing No 125/2012 before the Session Court, South, Karachi in respect of a employee who was previously working on contract basis at company's Hyderabad branch and committed fraud. As the company is taken over by AWT (the buyer) it was agreed with the previous management (the seller) that if any stage the Company or any of its director(s) become party and as such any liability is imposed by any court on the company or its director(s) in this regard, the accrued liability would be paid by the sellers to the company for onward payment to the affectees at earliest. The company will accordingly ensure timely and fair payment of liability.

That to guarantee the covenants made by the seller above and to fully indemnify the Buyer against any liability/loss the Sellers have furnished in favor of the buyer an irrevocable and unconditional Insurance \ Guarantee from a AA- rated insurance company, East West Insurance Company Limited bearing number EWL/HO/PB-009/01/2017 to an amount of PKR 118.467 million. Further to this effect a duly executed and notarized undertaking dated 13-01-2017 has also been furnished by the Sellers to the Federal Insurance Ombudsman.

27.1.2 Pakistan Steel Mill had filed instant suit against the Company in respect of the claims of their employees amounting to Rs. 4 million. The claim had been repudiated by the previous management on the grounds of delayed intimation. The Company is contesting the case in and is at the stage of appointment of commissioner. In view of Company's legal consultant, the Company has a prima facie case and unfavourable outcome is not expected.

27.1.3 Sindh Revenue Board (SRB) vide notification No. SRB 3-4/5/2019 dated May 8, 2019 extended the exemption on life insurance till June 30, 2019. With effect from July 1, 2019, life insurance has been made taxable at the rate of 3% on individual life and group life insurance at the rate of 13%. Further, the Punjab Revenue Authority (PRA) also withdrew the exemption on life insurance and made the same subject to Punjab Sales Tax (PST). The Company collectively through the forum of Insurance Association of Pakistan (IAP) had filed a writ / constitutional petition in the Lahore High Court (LHC) and in the High Court of Sindh (HCS) on September 28, 2019 and November 28, 2019 against PRA and SRB respectively.

According to the opinion provided by the legal advisor, the insurance premium does not fall under definition of service rather an insurance policy is a financial arrangement, which is in the nature of contingent contract and not a service upon which sales tax can be levied (and that an insurance company is not rendering a service). The petitions filed in the Punjab and Sindh High Courts also includes the same grounds. It is also the opinion of life insurance companies that a vast majority of premium received from a policy holder, during the life of the policy, is in fact accounted for in the policyholders' investment which cannot be termed as service.

In view of the above the Company has not started invoicing sales tax to its customers. The amount of sales tax involved is around Rs. 12.1 million computed on the basis of risk based premium, as per the advice of the legal advisor. Moreover, based on legal view, sales tax cannot be levied as insurance is not a service.

Further, subsequent to filing petition, the matters relating to sales tax on life insurance premium were also discussed in the meeting of all the provincial tax authorities i.e. SRB, PRA, BRA and representatives of life insurance industry, where it was agreed to form a joint committee of the insurance representatives to resolve these matters. Based on the above legal opinion and ongoing discussions, the Company considers it has a reasonable strong case on the merit in the constitutional petition and the writ petition filed in the Honourable High Courts.

27.1.4 During the year 2019, SECP has conducted the anti-money laundering audit, as a result of which SECP imposed a penalty of Rs. 400,000, vide order No. ID/Enf/EWLA/2017-297 dated March 24, 2020 for the non compliance made by the company. The company has filed an appeal against the said order before the Appellate bench of SECP. The company and its legal advisor is confident that any unfavourable outcome is not expected.

27.1.5 *Before acquisition of the East and West Life Assurance Company (the "EWLA") by Army Welfare Trust (AWT), SECP had imposed penalty of Rs.120,000/- and Rs. 200,000/- on the EWLA vide order No: EMD/Enf/EWLA/2016/4299 and order No: ID/Enf/EWLA/2017/8348 respectively. The appeals on the said orders were filed before the Appellate bench of SECP by EWLA.

The Appellate Bench of the Securities & Exchange Commission of Pakistan disposed of Appeal No. 37 of 2016 on November 16, 2021 through Order dated November 16, 2022. The said order set aside the impugned order to the extent of penalty imposed on Chairman, CEO, and Directors of the Company. whereas, Impugned Order was upheld and the appeal was dismissed to the fine imposed on the Company. The other appeal against is pending and the outcome is awaited."

27.1.6 There is a case filed by the Nobel Hospital against the EWLA in learned court, Lahore for the recovery of health insurance bill amounting to Rs. 1.6 million (approx.). After the acquisition, the Company is in co-ordination with the relevant parties for the possible resolution of the case.

27.1.7 There is outstanding petition filed by the Punjab Employees Social Security Institution (PESSI) against EWLA in Insurance Tribunal, Lahore for the recovery of the group claims of their employees amounting to Rs.11.8 million (approx.) After the acquisition, the Company is in co-ordination with the relevant parties for the possible resolution of the case.

27.2 Commitments

Ijara Commitment

	2022	2021
	----- Rupees in '000 -----	
Not later than one year	14,030	4,768
Later than one year and not later than five years	41,547	6,863
	<u>55,577</u>	<u>11,631</u>

28 NET INSURANCE PREMIUM REVENUE

Gross Premiums / Contributions

Regular Premium / Contributions Individual Policies*

	2022	2021
	----- Rupees in '000 -----	
First year	582,388	318,352
Second year renewal	154,346	76,922
Subsequent year renewal	98,672	45,472

Single premium / Contribution individual policies	67,953	47,121
---	--------	--------

Group policies without cash value	398,197	347,053
-----------------------------------	---------	---------

Total Gross Premiums	<u>1,301,556</u>	<u>834,920</u>
-----------------------------	------------------	----------------

Less: Reinsurance Premiums Ceded

On individual life First year business	2,106	5,343
On individual life second year business	979	529
On individual life renewal business	731	457
On group policies	220,000	228,188
less : Reinsurance commission on risk premium	(12)	(18)

Net Premiums	<u>1,077,752</u>	<u>600,421</u>
---------------------	------------------	----------------

*Individual policies are those underwritten on an individual basis, and include joint life policies underwritten as such.

29 INVESTMENT INCOME

Income from equity securities and mutual funds

Available for Sale

- Dividend income	15,352	3,911
-------------------	--------	-------

Income from debt securities

Held to Maturity

- Return on government securities	103,590	55,741
-----------------------------------	---------	--------

	<u>118,942</u>	<u>59,652</u>
--	----------------	---------------

**30 NET REALISED FAIR VALUE GAINS / (LOSSES)
ON FINANCIAL ASSETS**

Available for sale

Realised gains on:

- Equity securities

- Mutual funds

Total

- 7

562 -

562 7

**31 NET FAIR VALUE LOSSES ON FINANCIAL ASSETS AT FAIR VALUE
THROUGH PROFIT OR LOSS**

Impairment in value of available for sale securities

(836) (856)

32 OTHER INCOME

Return on bank balances

Return on term deposits

Gain on sale of property and equipment

Miscellaneous

Note 2022 2021
----- Rupees in '000 -----

10,046 3,863

1,532 1,123

39 327

149 254

11,766 5,567

33 NET INSURANCE BENEFITS

Gross Claims

Claims under individual policies

by death

by insured event other than death

by maturity

by surrender

Total gross individual policy claims

17,401 18,580

- 200

14,041 16,559

62,683 54,777

94,125 90,116

Claims under group policies

by death

by insured event other than death

Total gross group policy claims

Total gross claims

373,821 357,464

11,773 5,115

385,594 362,579

479,719 452,695

Less: Reinsurance recoveries

On Individual life claims

On Group life claims

Net insurance benefit expense

(6,696) (9,757)

(324,939) (287,994)

148,084 154,944

33.1 Claim Development

INDIVIDUAL

Accident Year

2018 2019 2020 2021 2022 Total

Estimate of ultimate claims costs:

At end of accident year

One year later

Two years later

Three years later

Four years later

Current estimate of cumulative claims

Cumulative payments to date

Liability recognised in the statement of financial position

41,502 295 684 7,652 14,414 64,547

- 405 10,488 2,593 - 13,486

- - 245 - - 245

- - - - -

- - - - -

41,502 700 11,417 10,245 14,414 78,278

(27,319) (445) (1,184) (5,283) (2,080) (36,311)

14,183 255 10,233 4,962 12,334 41,967

GROUP

Accident Year	2018	2019	2020	2021	2022	Total
Estimate of ultimate claims costs:						
At end of accident year	21,965	129,465	243,776	322,769	324,707	1,042,682
One year later	3,801	12,684	42,069	61,933	-	120,487
Two years later	-	-	3,810	-	-	3,810
Three years later	-	300	-	-	-	300
Four years later	-	-	-	-	-	-
Current estimate of cumulative claims	25,766	142,449	289,655	384,702	324,707	1,167,279
Cumulative payments to date	(19,749)	(137,111)	(255,906)	(334,876)	(208,575)	(956,217)
Liability recognised in the statement of financial position	6,017	5,338	33,749	49,826	116,132	211,062

34 ACQUISITION EXPENSES

Note ----- Rupees in '000 -----

Remuneration to insurance intermediaries on individual policies:

- Commission to agent on first year premiums	386,667	195,069
- Commission to agent on second year premiums	13,671	6,088
- Commission to agent on subsequent renewal premiums	2,770	1,216
	<u>403,108</u>	<u>202,373</u>

Remuneration to insurance intermediaries on group policies:

- Commission	44,884	39,840
--------------	--------	--------

Other acquisition costs

Stamp duty		6,681	3,511
Employee benefit cost	34.1	190,543	94,294
Depreciation on right of use assets	9.2	163	4,631
Depreciation on property and equipment	8.1	3,397	3,960
Travel and conveyance		6,419	3,932
Advertisements and sales promotion		40,590	14,215
Printing and stationery		2,280	1,639
Rent, rates and taxes		8,813	1,659
Electricity, gas and water		3,052	2,001
Fees; subscription and periodicals		-	-
Entertainment		2,298	1,377
Vehicle running expenses		7,230	5,756
Repair and maintenance		3,468	5,612
Bank charges		57	122
Legal and professional charges		-	-
Postage, telegrams and telephone		2,944	2,680
Insurance		1,001	150
Finance charges		-	282
ljara rental		2,449	2,118
Internet		-	-
Miscellaneous		628	-
		<u>282,013</u>	<u>147,939</u>
		<u>730,005</u>	<u>390,152</u>

34.1 Employee benefit cost

Salaries, allowances and other benefits	188,752	93,516
Charges for post employment benefit	1,791	778
	<u>190,543</u>	<u>94,294</u>

	Note	2022 ----- Rupees in '000 -----	2021
35 MARKETING AND ADMINISTRATION EXPENSES			
Employee benefit cost	35.1	148,741	112,966
Travel and conveyance		5,489	2,611
Advertisements and sales promotion		7,068	5,328
Printing and stationery		8,466	6,131
Depreciation on right of use assets	9.2	10,096	8,583
Depreciation on property and equipment	8.1	7,168	7,928
Amortisation of intangible assets		328	991
Rent, rates and taxes		95	211
Electricity, gas and water		2,714	2,086
Entertainment		2,574	1,724
Vehicle running expenses		13,231	6,297
Repair and maintenance		15,405	13,777
Annual Supervision fee SECP		718	482
Bank charges		922	300
Postage, telegrams and telephone		6,510	5,340
Ijara Rental		2,437	2,704
Finance charges on lease liability against right of use asset		1,666	2,242
Fees, subscription and periodicals		1,679	839
Insurance		3,829	3,801
Miscellaneous		2,390	1,189
		<u>241,526</u>	<u>185,530</u>
35.1 Employee benefit cost			
Salaries, allowances and other benefits		136,456	101,763
Charges for post employment benefit		12,285	11,203
		<u>148,741</u>	<u>112,966</u>
36 OTHER EXPENSES			
Legal and professional charges		11,638	4,588
Appointed actuary fees		4,069	4,068
Shariah Advisor Fee		2,100	2,100
Auditors' remuneration	36.1	1,391	1,302
Director fee		720	645
		<u>19,918</u>	<u>12,703</u>
36.1 Auditors' remuneration			
Annual audit fee		584	531
Interim review		258	243
Review of code of corporate governance		73	68
Other Certifications		181	166
Out-of pocket expenses		168	162
Shariah audit fee		127	132
		<u>1,391</u>	<u>1,302</u>
	Note	2022 ----- Rupees in '000 -----	2021
37 TAXATION			
Current		456	390
Prior		895	(1)
		<u>1,351</u>	<u>389</u>

37.1 The Company computes provision for taxation in accordance with Income Tax Ordinance 2001 to ensure that the sufficient provision for the purpose of taxation is available which can be analyzed as follows:

	2021	2020	2019
	-----Rs in '000-----		
Tax provision as per financial statements	390	349	518
Tax payable / paid as per tax return	1285	348	616

	2022	2021
	----- Rupees in '000 -----	
38 LOSS PER SHARE		
Loss (after tax) for the year	<u>(275,971)</u>	<u>(242,440)</u>
Weighted average number of ordinary shares	<u>150,172</u>	<u>150,172</u>
Loss per share	<u>(1.84)</u>	<u>(1.61)</u>

39 REMUNERATION OF CHIEF EXECUTIVE OFFICER, DIRECTORS AND EXECUTIVES

	Chief Executive		Directors		Executives*	
	2022	2021	2022	2021	2022	2021
	-----Rs in '000-----					
Fees	-	-	720	645	-	-
Managerial remuneration	13,493	8,677	-	-	29,731	14,173
House rent allowance	4,639	3,905	-	-	12,391	6,378
Utilities	5,670	4,772	-	-	15,145	7,795
Medical	888	180	-	-	1,568	471
Others	2,928	1,732	-	-	15,853	4,593
Retirement benefits	-	-	-	-	-	2,828
	<u>27,618</u>	<u>19,266</u>	<u>720</u>	<u>645</u>	<u>74,688</u>	<u>36,238</u>
Number of persons	<u>1</u>	<u>1</u>	<u>7</u>	<u>7</u>	<u>12</u>	<u>6</u>

Some of the executives have been provided with Company maintained cars.

40 SEGMENTAL INFORMATION

40.1 Revenue Account by Statutory Fund

For the year ended December 31, 2022	Statutory funds					2022
	Ordinary Life	Universal Life	Accident & Health	Universal Family Takaful	Group Family Takaful	
	-----Rs in '000-----					
Income						
Premium / Contributions less reinsurances	142,246	225,397	-	673,726	36,383	1,077,752
Net investment income	10,362	59,436	1,096	25,573	4,350	100,817
Total net income	<u>152,608</u>	<u>284,833</u>	<u>1,096</u>	<u>699,299</u>	<u>40,733</u>	<u>1,178,569</u>
Insurance benefits and expenditure						
Insurance benefits including bonuses, net of reinsurance	42,474	53,442	-	33,459	18,709	148,084
Management expenses less recoveries	94,058	168,412	-	674,783	35,089	972,342
Total insurance benefits and expenditure	<u>136,532</u>	<u>221,854</u>	<u>-</u>	<u>708,242</u>	<u>53,798</u>	<u>1,120,426</u>
Income / (Deficit) of income over claims and expenditure	<u>16,076</u>	<u>62,979</u>	<u>1,096</u>	<u>(8,943)</u>	<u>(13,065)</u>	<u>58,143</u>
Add: Policyholders' liabilities at beginning of the year	22,953	348,734	-	103,317	1,823	476,827
Less: Policyholders' liabilities at end of the year	96,771	422,858	-	293,696	6,775	820,100
(Deficit) / Excess	<u>(57,742)</u>	<u>(11,145)</u>	<u>1,096</u>	<u>(199,322)</u>	<u>(18,017)</u>	<u>(285,130)</u>
Movement in policyholders' liabilities	73,818	74,124	-	190,379	4,952	343,273
Transfers from shareholders' fund						
- Capital contributions from shareholders' fund	62,000	29,500	-	213,000	17,000	321,500
- Money ceded to Waqf	-	-	-	-	-	-
Balance of statutory fund at beginning of the year	39,015	349,058	6,842	104,100	9,594	508,609
Balance of statutory fund at end of the year	<u>117,091</u>	<u>441,537</u>	<u>7,938</u>	<u>308,157</u>	<u>13,529</u>	<u>888,252</u>
Represented by:						
Capital contributed by shareholders' fund	591,183	638,708	17,868	300,000	28,000	1,575,759
Money ceded to Waqf	-	-	-	-	500	500
Policyholders' liabilities	96,771	422,858	-	293,696	6,775	820,100
Retained earnings on other than participating business	<u>(570,863)</u>	<u>(620,029)</u>	<u>(9,930)</u>	<u>(285,539)</u>	<u>(21,746)</u>	<u>(1,508,107)</u>
Balance of statutory fund at end of the year	<u>117,091</u>	<u>441,537</u>	<u>7,938</u>	<u>308,157</u>	<u>13,529</u>	<u>888,252</u>

For the year ended December 31, 2021	Statutory funds					2021
	Ordinary Life	Universal Life	Accident & health	Universal Family	Group Family	
	----- Rs in '000 -----					
Income						
Premium less reinsurances	107,771	230,058	-	251,122	11,470	600,421
Net investment income	6,436	28,323	615	2,927	635	38,936
Total net income	114,207	258,381	615	254,049	12,105	639,357
Claims and expenditure						
Claims, including bonuses, net of reinsurance recoveries	73,726	71,006	-	7,777	2,435	154,944
Management expenses less recoveries	115,797	200,979	-	245,535	10,084	572,395
Total claims and expenditure	189,523	271,985	-	253,312	12,519	727,339
Deficit of income over claims and expenditure	(75,316)	(13,604)	615	737	(414)	(87,982)
Add: Policyholders' liabilities at beginning of the year	9,310	287,432	-	15,842	730	313,314
Less: Policyholders' liabilities at end of the year	22,953	348,734	-	103,317	1,823	476,827
Deficit	(88,959)	(74,906)	615	(86,738)	(1,507)	(251,495)
Movement in policyholders' liabilities	13,643	61,302	-	87,475	1,093	163,513
Transfers from shareholders' fund						
- Capital contributions from shareholders' fund	95,000	71,000	-	87,000	8,500	261,500
- Money ceded to Waqf	-	-	-	-	-	-
Balance of statutory fund at beginning of the year	19,331	291,662	6,227	16,363	1,508	335,091
Balance of statutory fund at end of the year	39,015	349,058	6,842	104,100	9,594	508,609
Represented by:						
Capital contributed by shareholders' fund	529,183	609,208	17,868	87,000	11,000	1,254,259
Money ceded to Waqf	-	-	-	-	500	500
Policyholders' liabilities	22,953	348,734	-	103,317	1,823	476,827
Retained earnings on other than participating business	(513,121)	(608,884)	(11,026)	(86,217)	(3,729)	(1,222,977)
Balance of statutory fund at end of the year	39,015	349,058	6,842	104,100	9,594	508,609

40.2 Segment results by line of business

For the year ended December 31, 2022

	Statutory funds					2022
	Ordinary Life	Universal Life	Accident & health business	Universal Family Takaful	Group Family Takaful	
	Rs In '000					
Income						
Gross premiums / contributions						
First year	432	59,264	-	522,692	-	582,388
Second year renewal premium	-	74,862	-	79,484	-	154,346
Subsequent year renewal premium	-	90,858	-	7,814	-	98,672
Single premium / Contribution individual policies	-	1,403	-	66,550	-	67,953
Group Premiums / Contributions	280,027	-	-	-	118,170	398,197
Total gross premiums	280,459	226,387	-	676,540	118,170	1,301,556
Reinsurance premiums						
- Individual premiums	-	1,002	-	2,814	-	3,816
- Group premiums	138,213	-	-	-	81,787	220,000
- Reinsurance commission on risk premium	-	(12)	-	-	-	(12)
Total reinsurance premiums	138,213	990	-	2,814	81,787	223,804
Net premium revenues	142,246	225,397	-	673,726	36,383	1,077,752
Net Investment Income	10,362	59,436	1,096	25,573	4,350	100,817
Net Income	152,608	284,833	1,096	699,299	40,733	1,178,569
Insurance benefits and expenditures						
Insurance benefits, including bonuses, net of reinsurance	42,474	53,442	-	33,459	18,709	148,084
Management expenses less recoveries	94,058	168,412	-	674,783	35,089	972,342
Total Insurance benefits and expenditures	136,532	221,854	-	708,242	53,798	1,120,426
Excess / (deficit) of income over Insurance benefits	16,076	62,979	1,096	(8,943)	(13,065)	58,143
Add: Policyholders' liabilities at beginning of the year	22,953	348,734	-	103,317	1,823	476,827
Less: Policyholders' liabilities at end of the year	96,771	422,858	-	293,696	6,775	820,100
(Deficit) / surplus before tax	(57,742)	(11,145)	1,096	(199,322)	(18,017)	(285,130)

For the year ended December 31, 2021	Statutory funds					2021
	Ordinary Life	Universal Life	Accident & health business	Universal Family Takaful	Group Family Takaful	
	----- Rs in '000 -----					
Income						
Gross premiums / contributions						
First year	376	107,031	108	210,837	-	318,352
Second year renewal premium	-	68,160	-	8,762	-	76,922
Subsequent year renewal premium	-	45,472	-	-	-	45,472
Single premium / Contribution individual policies	-	12,045	-	35,076	-	47,121
Group Premiums / Contributions	324,343	-	-	-	22,710	347,053
Total gross premiums	324,719	232,708	108	254,675	22,710	834,920
Reinsurance premiums						
- Individual premiums	-	2,668	108	3,553	-	6,329
- Group premiums	216,948	-	-	-	11,240	228,188
- Reinsurance commission on risk premium	-	[18]	-	-	-	[18]
Total reinsurance premiums	216,948	2,650	108	3,553	11,240	234,499
Net premium revenues	107,771	230,058	-	251,122	11,470	600,421
Net investment income	6,436	28,323	615	2,927	635	38,936
Net income	114,207	258,381	615	254,049	12,105	639,357
Insurance benefits and expenditures						
Insurance benefits, including bonuses, net of reinsurance	73,726	71,006	-	7,777	2,435	154,944
Management expenses less recoveries	115,797	200,979	-	245,535	10,084	572,395
Total insurance benefits and expenditures	189,523	271,985	-	253,312	12,519	727,339
Excess of income over insurance benefits	(75,316)	(13,604)	615	737	(414)	(87,982)
Add: Policyholders' liabilities at beginning of the year	9,310	287,432	-	15,842	730	313,314
Less: Policyholders' liabilities at end of the year	22,953	348,734	-	103,317	1,823	476,827
Deficit before tax	(88,959)	(74,906)	615	(86,738)	(1,507)	(251,495)

40.3 Segment Statement of financial position

Shareholders' fund	Statutory funds					2022	2021
	Ordinary Life	Universal Life	Accident & health business	Universal Family Takaful	Group Family Takaful		
-----Rs In '000-----							
Property and equipment	20,636	-	-	-	-	20,636	19,367
Right of use assets	12,576	-	-	-	-	12,576	14,333
Intangible assets	12	-	-	-	-	12	340
Investments							
Equity securities	6,287	-	-	-	-	6,287	9,188
Government securities	243,841	69,208	454,950	7,073	217,145	32,235	736,706
Mutual funds	23,875	-	14,235	-	92,431	14,969	145,510
Term deposits receipts	-	-	-	-	-	-	48,800
Loans secured against life Insurance policies	-	1,487	4,337	-	-	-	5,824
Insurance / reinsurance receivables	-	109,360	(9,464)	378	-	-	100,272
Other loans and receivables	15,533	1,092	-	1,195	3,792	690	22,302
Taxation - payments less provision	29,737	-	-	-	-	-	29,737
Prepayments	1,927	-	-	-	-	-	1,927
Cash and Bank	24,604	11,410	66,198	3,054	124,185	25,074	254,525
Total assets	379,028	192,557	530,256	11,698	437,553	72,968	1,624,060
Insurance liabilities	-	146,252	489,134	3,599	297,996	14,839	851,820
Retirement benefit obligations	35,421	-	-	-	-	-	35,421
Premium received in advance	-	7,478	11,863	-	61,344	2,248	82,933
Insurance / reinsurance payables	-	3,554	1,133	161	6,852	46,703	58,403
Other creditors and accruals	38,588	14,850	9,447	-	56,902	2,425	122,312
Lease liability against right of use assets	13,847	-	-	-	-	-	13,847
Total Liabilities	87,856	172,234	511,577	3,760	423,094	66,215	1,264,736

41 MOVEMENT IN INVESTMENTS

	Held to Maturity	Available for Sale	Total
	-----Rs In '000-----		
At beginning of previous year	785,506	91,973	877,479
Additions	4,332,491	114,952	4,447,443
Disposals (sale and redemptions)	(4,093,544)	(52,847)	(4,146,391)
Realised fair value gain	-	562	562
Unrealised fair value loss	-	(2,008)	(2,008)
Impairment	-	(836)	(836)
	1024,453	151,796	1,176,249

42 WINDOW TAKAFUL OPERATIONS

The statement of financial position of Window Takaful Operations as at December 31, 2022 and its financial performance for the period ended December 31, 2022 is as follows

42.1 Statement of Financial Position
As at December 31, 2022

Operator's Sub Fund	Statutory funds		Aggregate	Aggregate
	Universal Life Family Takaful	Group Family Takaful	December 31, 2022	December 31, 2021
-----Rupees In '000-----				
Share capital and reserves				
Funds received from Shareholders' Fund	-	-	-	-
Capital returned to Shareholders' Fund	-	-	-	-
Accumulated Surplus / (Deficit)	6,452	-	6,452	12,150
Qard-e-Hasna contributed by the Window Takaful Operator	-	-	-	-
Net shareholders' equity	6,452	-	6,452	12,150
Balance of statutory fund (including Technical reserves Rs. 300.471 million (December 31, 2021: Rs.105.140 million))	-	307,662	7,571	315,233
Deferred liabilities				
Staff retirement benefits	-	-	-	-
Creditors and accruals				
Outstanding claims	-	4,299	8,063	12,362
Contributions received in advance	-	61,344	2,248	63,592
Amount due to takaful / re-takaful operators	-	6,852	46,703	53,555
Amounts due to agents	52,867	-	-	52,867
Accrued expenses	-	-	-	-
Other creditors and accruals	6,447	13	-	6,460
	59,314	72,508	57,014	188,836
Total liabilities	59,314	380,170	64,585	504,069
Commitments	-	-	-	-
Total equity and liabilities	65,766	380,170	64,585	510,521

Operator's Sub Fund	Statutory funds		Aggregate	Aggregate
	Universal Life Family Takaful	Group Family Takaful	December 31, 2022	December 31, 2021
-----Rupees in '000-----				
Cash and bank deposits				
Cash and others	1,186	-	1,186	546
Current and other accounts	59,769	66,775	148,073	94,212
Deposits maturing within 12 months	-	-	-	48,800
	<u>60,955</u>	<u>66,775</u>	<u>149,259</u>	<u>143,558</u>
Unsecured loans to employees	-	-	-	-
Investments				
GDP Sukuks	3,419	214,068	31,893	249,380
Listed securities	-	-	-	-
Open end mutual funds	-	92,431	14,969	107,400
Provision for diminution in value	-	-	-	-
	<u>3,419</u>	<u>306,499</u>	<u>46,862</u>	<u>356,780</u>
Current assets - others				
Contributions due but unpaid	-	-	-	26
Amount due from takaful / re-takaful operators	-	-	-	-
Sundry receivables	-	-	-	-
Investment income accrued	-	3,492	690	4,182
Advances and deposits	-	300	-	300
Prepayments	-	-	-	-
Taxation - payments less provision	-	-	-	-
Inter fund balance	-	-	-	-
	<u>1,392</u>	<u>3,104</u>	<u>(4,496)</u>	<u>-</u>
	<u>1,392</u>	<u>6,896</u>	<u>4,482</u>	<u>215</u>
Fixed assets				
Tangible assets				
Furniture & fixture, office equipments	-	-	-	-
Motor vehicles	-	-	-	-
Right of use	-	-	-	-
Computer equipments	-	-	-	-
Intangible assets				
Softwares	-	-	-	-
	<u>-</u>	<u>-</u>	<u>-</u>	<u>-</u>
Total assets	<u>65,766</u>	<u>380,170</u>	<u>64,585</u>	<u>510,521</u>
				<u>202,638</u>

42.2 Revenue Account
For the year ended December 31, 2022

Statutory Funds		----Aggregate----	
Universal Life Family Takaful	Group Family Takaful	December 31, 2022	December 31, 2021

-----Rupees in '000-----

42.2.1 Participants' Investment Fund (PIF)

Income

Allocated contribution

Investment income

Total net income

239,415	-	239,415	92,440
23,176	-	23,176	2,562
262,591	-	262,591	95,002

Less: Claims and Expenditure

Claims

Takaful operator fee

30,375	-	30,375	5,827
30,477	-	30,477	6,313
60,852	-	60,852	12,140

Excess of Income over Claims and expenditure

201,739	-	201,739	82,862
---------	---	---------	--------

Add: Technical reserves at the beginning of the period

Less: Technical reserves at the end of the period

Income retained in PIF

97,930	-	97,930	15,105
291,083	-	291,083	97,930
8,586	-	8,586	37

Movement in technical reserves

(201,739)	-	(201,739)	(82,862)
-----------	---	-----------	----------

Surplus before distribution

Movement in technical reserves

201,739	-	201,739	82,862
---------	---	---------	--------

Transfers from

Qard-e-Hasna contributed by Window Takaful

Operator

Money ceded to Waqf

Balance of PIF at the beginning of the period

-	-	-	-
-	-	-	-
97,969	-	97,969	15,107

Balance of PIF at the end of the period

299,708	-	299,708	97,969
---------	---	---------	--------

42.3 Revenue Account
For the year ended December 31, 2022

Statutory Funds		----Aggregate----	
Universal Life Family Takaful	Group Family Takaful	December 31, 2022	December 31, 2021

-----Rupees in '000-----

42.3.1 Participants' Takaful Fund (PTF)

Income				
Contribution net of retakaful	434,311	36,383	470,694	170,152
Net investment income	848	3,630	4,478	645
Other income	-	-	-	-
	435,159	40,013	475,172	170,797
Less: Claims and Expenditure				
Claims	3,084	18,709	21,793	4,385
Mudarab's share	297	1,271	1,568	-
Takaful operator fee	421,854	18,006	439,860	162,891
	425,235	37,986	463,221	167,276
Excess / (Deficit) of Income over Claims and expenditure	9,924	2,027	11,951	3,521
Add: Technical reserves at the beginning of the period	5,387	1,823	7,210	1,467
Less: Technical reserves at the end of the period	2,613	6,775	9,388	7,210
Surplus / (deficit) retained in PTF	12,698	(2,925)	9,773	(2,222)
Movement In technical reserves	(9,924)	(2,027)	(11,951)	(3,521)
Surplus before distribution				
Movement in technical reserves	9,924	2,027	11,951	3,521
Transfers from				
Qard-e-Hasna contributed by Window Takaful Operator	-	-	-	-
Money ceded to Waqf	-	-	-	-
Balance of PTF at the beginning of the period	(1,970)	5,544	3,574	53
Balance of PTF at the end of the period	7,954	7,571	15,525	3,574

42.3.2 Operators' Sub Fund (OSF)

	Statutory Funds		Aggregate	
	Universal Life Family Takaful	Group Family Takaful	December 31, 2022	December 31, 2021
	-----Rupees in '000-----			
Income				
Allocation fee	12,559	-	12,559	4,892
Investment income	1,549	720	2,269	355
Takaful operator fee	430,487	18,006	448,493	162,815
Certificate admin fee	6,566	-	6,566	851
Mudarab's share	297	1,271	1,568	-
Wakalat-ul-Istismar	2,719	-	2,719	646
	454,177	19,997	474,174	169,559
Less: Expenses				
Acquisition cost	542,963	12,940	555,903	191,172
Administration expenses	131,820	22,149	153,969	64,449
Total management cost	674,783	35,089	709,872	255,621
Excess of (expenditure)/over income				
Add: Technical reserves at the beginning of the period	-	-	-	-
Less: Technical reserves at the end of the period	-	-	-	-
Surplus / (Deficit)	(220,606)	(15,092)	(235,698)	(86,062)
Movement in technical reserves	-	-	-	-
Capital Contribution during the period	213,000	17,000	230,000	95,500
Qard-e-Hasna contributed to the Participants Takaful Fund	-	-	-	-
Balance of OSF at the beginning of the period	8,099	4,051	12,150	2,712
Balance of OSF at the end of the period	493	5,959	6,452	12,150

42.4 Statement of Contribution

For the year ended December 31, 2022

	Statutory Funds		Aggregate	
	Universal Life Family Takaful	Group Family Takaful	December 31, 2022	December 31, 2021
	-----Rupees in '000-----			
Gross Contributions				
Regular contributions individual family takaful*				
- First year	522,692	-	522,692	210,837
- Second year	79,484	-	79,484	8,762
- Subsequent year renewal	7,814	-	7,814	-
Single Contribution individual family takaful	66,550	-	66,550	35,076
Group family takaful contribution without cash value	-	118,170	118,170	22,710
Total Gross Contributions	676,540	118,170	794,710	277,385
Participants' Investment Fund				
Allocated regular contribution	176,192	-	176,192	59,118
Allocated single contribution	63,223	-	63,223	33,322
	239,415	-	239,415	92,440
Participant's Takaful Fund (PTF)				
Gross contribution	437,125	118,170	555,295	184,945
Less: Retakaful Contribution Ceded				
On individual first year business	1,986	-	1,986	3,058
On individual second year business	762	-	762	495
On individual renewal business	66	-	66	-
On group family takaful	-	81,787	81,787	11,240
Net Contributions	434,311	36,383	470,694	170,152

*Individual family takaful those underwritten on an individual basis, and includes Joint Life Family takaful underwritten as such.

42.5 Statement of Claims
For the year ended December 31, 2022

	Statutory Funds		Aggregate	
	Universal Life Family Takaful	Group Family Takaful	December 31, 2022	December 31, 2021
	-----Rupees in '000'-----			
Gross claims				
Claims under individual family takaful				
- by death	6,202	-	6,202	10,788
- by covered event other than death	-	-	-	-
- by maturity	-	-	-	-
- by surrender	30,375	-	30,375	5,827
Total gross individual family takaful claims	36,577	-	36,577	16,615
Claims under group family takaful				
- by death	-	91,287	91,287	10,969
- by covered event other than death	-	2,422	2,422	921
Total group family takaful claims	-	93,709	93,709	11,890
Total Gross Claims	36,577	93,709	130,286	28,505
Participants' Investment Fund (PIF)				
Claims under individual family takaful				
- by death	-	-	-	-
- by covered event other than death	-	-	-	-
- by maturity	-	-	-	-
- by surrender	30,375	-	30,375	5,827
Total gross individual family takaful claims	30,375	-	30,375	5,827
Participants' Takaful Fund (PTF)				
Claims under Individual family takaful				
- by death	6,202	-	6,202	10,788
- by covered event other than death	-	-	-	-
- by maturity	-	-	-	-
- by surrender	-	-	-	-
Total gross individual family takaful claims	6,202	-	6,202	10,788
Claims under group family takaful				
- by death	-	91,287	91,287	10,969
- by covered event other than death	-	2,422	2,422	921
Total group family takaful claims	-	93,709	93,709	11,890
Less: Retakaful recoveries				
On individual family takaful first year claims	3,118	-	3,118	8,838
On individual family takaful second year claims	-	-	-	-
On individual family takaful renewal claims	-	-	-	-
On group takaful claims	-	75,000	75,000	9,455
Net Claims	33,459	18,709	52,168	10,212

42.6 Statement of Expenses
For the year ended December 31, 2022

Operators' Sub Fund

Acquisition costs

Remuneration to takaful intermediaries on individual family takaful:

- Commission on first year contributions
- Commission on second year contributions
- Commission on subsequent renewal contributions
- Other benefits to takaful intermediaries

Remuneration to takaful intermediaries on group family takaful:

- Commission

Other acquisition costs:

- Employee benefit cost
- Depreciation on property and equipment
- Travel and conveyance
- Advertisements and sales promotion
- Printing and stationery
- Electricity, gas and water
- Rent, rates and taxes
- Vehicle running expenses
- Repair and maintenance
- Postage, telegrams and telephone
- Finance charges
- Ijara rental
- Miscellaneous
- Stamp duty
- Depreciation on right of use assets
- Entertainment
- Bank charges
- Insurance

Total acquisition cost

Administration expenses

- Shariah Advisor Fee
- Employee benefit cost
- Vehicle running expenses
- Miscellaneous
- Printing and stationery
- Fees, subscription and periodicals
- Rent, rates and taxes
- Depreciation on property and equipment
- Bank charges
- Postage, telegrams and telephone
- Entertainment
- Advertisements and sales promotion
- Auditors' remuneration
- Travel and conveyance
- Depreciation on right of use assets
- Amortisation of intangible assets
- Electricity, gas and water
- Repair and maintenance
- Annual Supervision fee SECP
- Ijara Rental
- Finance charges on lease liability against right of use asset
- Insurance
- Legal and professional charges
- Appointed actuary fees

Gross management expenses

Statutory Funds		Aggregate	
Universal Life Family Takaful	Group Family Takaful	December 31, 2022	December 31, 2021

-----Rupees in '000-----

357,102	-	357,102	143,877
8,936	-	8,936	1,050
266	-	266	-
-	-	-	-
366,304	-	366,304	144,927

-	9,055	9,055	3,800
---	-------	-------	-------

118,031	2,461	120,492	25,914
1,766	308	2,074	1,296
2,565	172	2,737	1,030
26,983	73	27,056	4,266
1,685	1	1,686	489
2,287	-	2,287	601
6,603	-	6,603	498
2,600	419	3,019	1,512
2,568	6	2,574	1,684
1,615	47	1,662	760
-	-	-	85
1,375	182	1,557	636
471	-	471	-
5,809	101	5,910	1,688
85	15	100	1,516
1,643	9	1,652	413
53	-	53	12
520	91	611	45
176,659	3,885	180,544	42,445
542,963	12,940	555,903	191,172

1,788	312	2,100	1,853
73,831	12,894	86,725	36,243
6,605	1,154	7,759	2,065
1,442	190	1,632	362
5,991	436	6,427	2,855
814	142	956	251
94	-	94	128
3,353	586	3,939	2,335
691	52	743	111
3,447	602	4,049	1,731
1,243	217	1,460	509
4,126	605	4,731	1,874
706	123	829	547
2,639	461	3,100	859
4,723	825	5,548	2,383
153	27	180	292
1,269	222	1,491	614
7,217	1,260	8,477	4,056
336	59	395	143
1,175	205	1,380	796
779	136	915	636
1,786	312	2,098	1,119
5,497	960	6,457	1,355
2,115	369	2,484	1,332
131,820	22,149	153,969	64,449
674,783	35,089	709,872	255,621

42.7 Statement of Investment Income
For the year ended December 31, 2022

	Statutory Funds		Aggregate	
	Universal Life Family Takaful	Group Family Takaful	December 31, 2022	December 31, 2021
-----'Rupees in '000-----				
Participants' Investment Fund (PIF)				
On government securities	11,922	-	11,922	470
On other fixed income securities and deposits	1,549	-	1,549	900
Dividend income	9,487	-	9,487	1,192
Amortization of discount relative to par	-	-	-	-
Gain on sale of investments	218	-	218	-
Unrealised (loss) / gain on investments	-	-	-	-
Net investment income of PIF	23,176	-	23,176	2,562
Participants' Takaful Fund (PTF)				
On government securities	600	1,806	2,406	69
On other fixed income securities and deposits	165	766	931	448
Dividend income	83	1,058	1,141	128
Amortization of discount/(premium)	-	-	-	-
(Loss)/ gain on sale of investments	-	-	-	-
Unrealised (loss) / gain on investments	-	-	-	-
Net investment income of PTF	848	3,630	4,478	645
Operators' Sub Fund (OSF)				
On government securities	545	491	1,036	-
On other fixed income securities and deposits	1,004	229	1,233	355
Dividend income	-	-	-	-
Amortization of discount/(premium)	-	-	-	-
(Loss)/ gain on sale of investments	-	-	-	-
Unrealised (loss) / gain on investments	-	-	-	-
Net investment income of OSF	1,549	720	2,269	355
Net investment income	(a+b+c)		29,923	3,562
	25,573	4,350	29,923	3,562

43 Management of insurance and financial risk

The Company's overall risk management seeks to minimize potential adverse effects on the Company's financial performance of such risk.

The Board of Directors has the overall responsibility for the establishment and oversight of the Company's risk management framework. There are Board Committees and Management Committees for developing risk management policies and its monitoring.

The risks involved with financial instruments and the Company's approach to managing such risks are discussed below.

43.1 Insurance risk

The risk under an insurance contract is the possibility that the insured event occurs and the uncertainty of the amount of the resulting claim. By the very nature of an insurance contract, this risk is random and therefore unpredictable. The principal risk that the Company faces under such contracts is that the occurrence of the insured events and the severity of reported claims. The Company's risk profile is improved by diversification of these risks of losses to a large portfolio of contracts as a diversified portfolio is less likely to be affected by an unexpected event in single subset.

43.1.1 Universal Life

The risk underwritten is mainly death and sometimes disability and/or critical illness. The risk of death and disability will vary from region to region. The Company may get exposed to poor risks due to unexpected experience in terms of claim severity or frequency. This can be a result of anti-selection, fraudulent claims, a catastrophe or poor persistency. The Company may also face the risk of poor investment return, inflation of business expenses and liquidity issues on monies invested in the fund. The Company faces the risk of under-pricing particularly due to the fact that these contracts are long term. Additionally, the risk of poor persistency may result in the Company being unable to recover expenses incurred at policy acquisition.

The Company manages these risks through its underwriting, reinsurance, claims handling policy and other related controls. The Company has a well defined medical under-writing policy and avoids selling policies to high risk individuals. This puts a check on anti-selection. Profit testing is conducted on an annual basis to ensure reasonableness of premiums charged. Reinsurance contracts have been purchased by the Company to limit the maximum exposure on any one policyholder. To avoid poor persistency the Company applies quality controls on the standard of service provided to policyholders and has placed checks to curb mis-selling and improvement in standard of service provided to the policyholders. For this, a regular monitoring of lapsation rates is conducted. On the claims handling side, the Company has procedures in place to ensure that payment of any fraudulent claims is avoided. For this, Claims Committee with variable materiality limits review all claims for verification and specific and detailed investigation of all apparently doubtful claims (particularly of high amounts) is conducted. The Company maintains adequate liquidity in each unit fund to cater for potentially sudden and high cash requirement. The Company reserves the right to review the charges deductible under the contracts, thus limiting the risk of under-pricing.

a) Frequency and severity of claims

The Company charges for mortality risk on a monthly basis for all insurance contracts. It has the right to alter these charges based on its mortality experience and hence minimizes its exposure to mortality risk. Delays in implementing increases in charges and market or regulatory restraints over the extent of the increases may reduce its mitigating effect. The Company manages these risks through its underwriting strategy and reinsurance arrangements.

b) Sources of uncertainty in the estimation of future benefit payments and premium receipts

Uncertainty in the estimation of future benefit payments and premium receipts for long – universal life insurance contracts arises from the unpredictability of long-term changes in overall levels of mortality and variability in policyholder's behavior.

c) Process used to decide on assumptions

For long-term universal life insurance contracts, assumptions are made in two stages. At inception of the contract, the Company determines assumptions on future mortality, persistency, administrative expenses and investment returns. At regular intervals, profit testing is conducted on main policies.

d) Changes in assumptions

There has been no change in assumptions during the year.

e) Sensitivity analysis

	Profit and loss account		Equity	
	100 bp increase	100 bp decrease	100 bp increase	100 bp decrease
	----- (Rupees in '000) -----		----- (Rupees in '000) -----	
Cash flow sensitivity	5,211	(5,211)	5,211	(5,211)
31 December 2021				
Cash flow sensitivity	4,517	(4,517)	4,517	(4,517)

43.1.2 Ordinary Life

The main risk written by the Company is mortality. The Company may be exposed to the risk of unexpected claim severity or frequency. This can be a result of writing business with higher than expected mortality (such as mining or other hazardous industries), writing high cover amounts without adequate underwriting, difficulty of verification of claims, fraudulent claims or a catastrophe. The Company also faces risk such as that of under-pricing to acquire business in a competitive environment and of non-receipt of premium in due time. There also exists a potential risk of asset liability term mismatch due to liabilities being very short term in nature.

The Company manages these risks through underwriting, reinsurance, effective claims handling and other related controls. The Company has a well defined medical under-writing policy and avoids writing business for groups with overly hazardous exposure. Pricing is done in line with the actual experience of the Company. The premium charged takes into account the actual experience of the client and the nature of mortality exposure the group faces. The rates are certified by the appointed actuary for large groups. The Company also maintains an MIS to track the adequacy of the premium charged. Reinsurance contracts have been purchased by the Company to limit the maximum exposure to any life. At the same time, due caution is applied in writing business in areas of high probability of terrorism. The Company ensures writing business with good geographical spread and tries to maintain a controlled exposure to large groups which generally have poor claim experience. Writing business of known hazardous groups is also avoided. On the claims handling side, the Company ensures that payment of any fraudulent claims is avoided. For this, a claims committee reviews all large claims for verification. Strict monitoring is in place in order to keep the outstanding balances of premium at a minimum, especially the ones that are overdue. The bulk of the assets held against liabilities of this line of business have a short duration, thus mitigating the risk of asset value deterioration.

a) Frequency and severity of claims

The risk is affected by several factors e.g. age, occupation, benefit structure and life style. The Company attempts to manage this risk through its underwriting, claims handling and reinsurance policy. Concentration of risk arising from geographical area is not a factor of concern due to spread of risks across various parts of the country.

b) Sources of uncertainty in the estimation of future benefits payments and premium receipts

Other than conducting a liability adequacy for Unexpired Risk Reserves (URR), there is no need to estimate mortality for future years because of the short duration of the contracts.

c) Process used to decide on assumptions

Statistical methods are used to adjust the rates to a best estimate of mortality. Where data is sufficient to be statistically credible, the statistics generated by the data is assigned appropriate credibility factors to account for the group's experience.

d) Changes in assumptions

There has been no change in assumptions during the year.

e) Sensitivity Analysis

	Profit and loss account		Equity	
	100 bp increase	100 bp decrease	100 bp increase	100 bp decrease
	----- (Rupees in '000) -----		----- (Rupees in '000) -----	
Cash flow sensitivity	806	(806)	806	(806)
31 December 2021				
Cash flow sensitivity	688	(688)	688	(688)

43.2 Financial risk

43.2.1 Market risk

Market risk is the risk that the value of financial instruments will fluctuate as a result of changes in market prices, whether those changes are caused by factors specific to the individual security, or its issuer, or factors affecting all securities traded in the market.

Maturity profile of financial assets and liabilities

	31 December, 2022						31 December 2021							
	Mark up bearing			Non Mark up bearing			Total	Mark up bearing			Non Mark up bearing			
On balance sheet financial instruments	Maturity upto one year	Maturity after one year	Sub-Total	Maturity upto one year	Maturity after one year	Sub-Total		Maturity upto one year	Maturity after one year	Sub-Total	Maturity upto one year	Maturity after one year	Sub-Total	Total
	----- (Rupees in '000) -----													
Financial assets														
Investments	534,661	489,791	1,024,452	151,797	-	151,797	1,176,249	646,674	138,832	785,506	91,973	-	91,973	877,479
Loans secured against life insurance	-	-	-	5,824	-	5,824	5,824	-	-	-	6,080	-	6,080	6,080
Insurance / reinsurance receivables	-	-	-	160,272	-	160,272	160,272	-	-	-	54,782	-	54,782	54,782
Other loans and receivables	-	-	-	22,302	-	22,302	22,302	-	-	-	17,005	-	17,005	17,005
Prepayments	-	-	-	1,927	-	1,927	1,927	-	-	-	1,593	-	1,593	1,593
Cash & Bank	139,190	-	139,190	115,335	-	115,335	254,525	70,415	-	70,415	73,358	-	73,358	143,773
	673,851	489,791	1,163,642	397,457	-	397,457	1,561,099	717,089	138,832	855,921	244,791	-	244,791	1,100,712
Financial liabilities														
Insurance Liabilities	-	-	-	951,820	-	951,820	951,820	-	-	-	611,315	-	611,315	611,315
Retirement benefit obligations	-	-	-	35,421	-	35,421	35,421	-	-	-	23,470	-	23,470	23,470
Premium received in advance	-	-	-	82,933	-	82,933	82,933	-	-	-	44,540	-	44,540	44,540
Insurance / reinsurance payables	-	-	-	58,403	-	58,403	58,403	-	-	-	60,020	-	60,020	60,020
Other creditors and accruals	-	-	-	122,312	-	122,312	122,312	-	-	-	89,651	-	89,651	89,651
	-	-	-	1,250,889	-	1,250,889	1,250,889	-	-	-	828,996	-	828,996	828,996
On balance sheet gap	673,851	489,791	1,163,642	(853,432)	-	(853,432)	310,210	717,089	138,832	855,921	(584,205)	-	(584,205)	271,716

(a) Interest rate risk exposure

Interest rate risk is the risk that the fair value or future cash flows of a financial instrument will fluctuate because of changes in market interest rates. Majority of the interest rate exposure arises from investment in government securities and balances held in profit and loss sharing accounts with reputable banks. At the reporting date the detailed interest rate profile of the Company's interest-bearing financial instruments is disclosed in note 43.1.2

(b) Equity Price Risk

The Company's investment in listed securities are susceptible to market price risk arising from uncertainties about the future value of investment securities. The Company manages equity price risk by maintaining a diversified portfolio and by continuous monitoring of developments in equity market. The Company is exposed to equity price risk with respect to its investments in quoted securities. Change of 10% in equity prices (NAV in case of mutual fund) will result in change in prices of respective equity instruments by Rs.15.180 million (2021: Rs. 9.197 million).

43.2.2 Credit risk

Credit risk is the risk that the counter party to a financial instrument will cause a financial loss for the Company by failing to discharge an obligation. The Company's policy is to enter into financial contracts with reputable counter parties in accordance with the internal guidelines and regulator requirements.

The maximum exposure to credit risk before any credit enhancements as at December 31, 2022 is the carrying amount of the financial assets as set out below:

	2022	2021
	----- (Rupees in '000) -----	
Financial Assets		
Insurance / reinsurance receivables	100,272	54,782
Other loans and receivables	22,302	17,005
Cash and Bank	254,525	143,773
	<u>377,099</u>	<u>215,560</u>

Bank balances

The Company maintained its funds with banks having strong credit rating. Currently the funds are kept with banks having rating ranging from AAA+ to AA-.

Bank Balances	AAA	AA+	AA	AA-	A+	A	A-	Suspended	Total
	----- Rupees in '000 -----								
December 31, 2022									
Bank Balances	12,966	188,016	32	42,395	6,666	-	2,995	1	253,071
December 31, 2021									
Bank Balances	1,733	60,841	29	11,295	-	65,840	3,449	1	143,188

Concentration of credit risk

Concentration is the relative sensitivity of the Company's performance to developments affecting a particular industry or geographical location.

Concentration of risks arise when a number of financial instruments or contracts are entered into with the same counterparty, or where a number of counterparties are engaged in similar business activities, or activities in the same geographic region, or have similar economic features that would cause their ability to meet contractual obligations to be similarly affected by changes in economic, political or other conditions. The Company manages such risk by diversifying its portfolio and entering into transactions with diverse credit worthy counterparties thereby mitigating any significant concentration of credit risk.

43.2.3 Capital risk managements

The Company's objective when managing capital is to safe guard the Company's ability to continue as a going concern so that it can continue to provide returns for shareholders and benefits for other stakeholders; and to maintain a strong capital base to support the sustained development its businesses. The Company manages its capital structure by monitoring return on net assets and makes adjustments to it in the light of changes in economic conditions. In order to maintain or adjust the capital structure, the Company may adjust the amount of dividend paid to shareholders or issue new shares.

Currently the Company has a paid up capital of Rs. 1,501 million against the minimum required paid-up capital of Rs. 700 million set by the SECP for the life insurance companies for the year ended December 31, 2022.

44 MANAGEMENT OF TAKAFUL RISK AND FINANCIAL RISK

The Company is responsible for managing contracts that result in the transfer of Takaful and Financial Risk from the Participant to the PTF. This section summarizes the risks and the way the Company manages them, as part of the Company's Window Takaful Operations.

Takaful Risk

The PTF issues Takaful contracts that are classified in the following segments:

- Individual Family Takaful
- Group Family Takaful

Individual Family Takaful

These risks are managed along similar lines as explained for universal life business.

a) Frequency and severity of claims

Concentration of risk is not a factor of concern due to spread of risks across various parts of the country. However, undue concentration by amounts could have an impact on the severity of benefit payments on a portfolio basis. However, a risk of concentration of risk on any one Participant of the PTF still exists. The Company caters to this risk by entering into suitable Retakaful arrangements. For the basic life The Company charges for mortality risk/Waqf Donation (credited to the PTF) on a monthly basis for all Takaful contracts without fixed term.

Moreover, the Company manages these risks through its underwriting strategy and the results are revised quarterly by the Underwriting and Reinsurance Committee.

b) Source of uncertainty in the estimate of future benefits payments and contributions receipts
Uncertainty in the estimation of future benefit payments and contribution receipts for long term takaful contracts arises from the unpredictability of long-term changes in overall levels of mortality and variability in participants' behaviour (this primarily impacts persistency).

c) Process used to decide on assumptions

- Mortality: The expected mortality is assumed as mentioned in note 5.71.
- Persistency: A periodic analysis of the Company's recent and historic experience is performed and persistency is calculated every month. Persistency rates vary by products and more importantly the sales distribution channel.
- Expense levels and inflation: A periodic study is conducted on the Company's current business expenses and future projections to calculate per membership expenses. Expense inflation is assumed in line with assumed investment return.
- Investment returns: The investment returns assumptions are based on the assets backing the portfolio.

d) Change in assumptions

There has been no change in assumptions.

Group Family Takaful

The main risk written by the Company is mortality. The Company may be exposed to the risk of unexpected claim severity or frequency. This can be a result of writing business with higher than expected mortality (such as mining or other hazardous industries), writing high cover amounts without adequate underwriting, and difficulty of verification of claims, fraudulent claims or a catastrophe. The Company also faces risk such as that of under-pricing to acquire business in a competitive environment and of non-receipt of model contribution in due time.

The Company manages these risks through its:

a) Pricing and Underwriting:

All products of this nature are prepared by the Group Underwriting Department along with input from relevant sales team members which is then reviewed by the Appointed Actuary.

Pricing is done in line with the actual experience of the Company. The contribution charged takes into account the actual experience of the Group Participant and the nature of mortality exposure the group faces.

At the same time, due caution is applied in writing business in areas of high probability of terrorism. The Company ensures writing business with good geographical spread and tries to maintain a controlled exposure to large groups which generally have poor exposure.

Furthermore, the Company also maintains various MIS that are shared with relevant management to track the adequacy of the contribution charged.

Also, Underwriting & Reinsurance Committee reviews the underwriting performance of the Company on a quarterly basis.

b) Retakaful:

Retakaful agreements are in place to limit the mortality exposure. Underwriting & Reinsurance Committee reviews every quarter the performance of the treaties to ensure that adequate retakaful coverage is in place.

c) Claims handling policy:

The Company has procedures in place to ensure that payment of any fraudulent claims is avoided. Detailed investigation of all material and apparently doubtful claims is conducted. Moreover, Claims committee has assigned claims process authority limits for processing of claims. Claims committee meets on a quarterly basis to review the claims department's performance and to make ensure that adequate claims controls are in place.

d) Sources of uncertainty in the estimation of future benefits payments and contribution receipts:

Other than conducting a liability adequacy for unearned contribution reserve, there is no need to estimate mortality for future years because of the short duration of the contracts.

e) Process used to decide on assumptions

Where data is sufficient to be statistically credible, the statistics generated by the data is assigned appropriate credibility factors to account for the group's experience.

f) Change in assumptions

There has been no material change in assumptions.

44.1 Concentration of Takaful Risk

A concentration of risk may arise from a single Family Takaful Contract issued to a particular type of Participant, within a geographical location or to types of commercial business. The Company minimizes its exposure to significant losses by obtaining re-takaful from foreign Re-Takaful Operator.

To optimize benefits from the principle of average and law of large numbers, geographical spread of risk is of extreme importance.

There are a number of parameters which are significant in assessing the accumulation of risks e.g. financial underwriting ensuring a reasonable relationship between the income and Family Takaful coverage amount of person covered, determination of Family Takaful Coverage amount through mechanism which precludes individual choices and anti-selection.

45 FAIR VALUE MEASUREMENT OF FINANCIAL INSTRUMENTS

All assets and liabilities for which fair value is measured or disclosed in the financial statements are categorised within the fair value hierarchy, described as follows, based on the lowest level input that is significant to the fair value measurement as a whole:

- Level 1 - Quoted (unadjusted) market prices in active markets for identical assets or liabilities
- Level 2 - Valuation techniques for which the lowest level input that is significant to the fair value measurement is directly or indirectly observable
- Level 3 - Valuation techniques for which the lowest level input that is significant to the fair value measurement is unobservable

Following are the assets which are either measured at fair value or where fair value is only disclosed and is different from their carrying value:

	31 December 2022		
	Fair value measurement using		
	Level 1	Level 2	Level 3
	------(Rupees in '000)-----		
Government securities	-	1,024,452	-
Listed securities	6,287	-	-
Open end mutual funds	145,510	-	-
Term deposits receipts	-	-	-
	<u>151,797</u>	<u>1,024,452</u>	<u>-</u>
	31 December 2021		
	Fair value measurement using		
	Level 1	Level 2	Level 3
	------(Rupees in '000)-----		
Government securities	-	736,706	-
Listed securities	9,188	-	-
Open end mutual funds	82,785	-	-
Term deposits receipts	48,800	-	-
	<u>140,773</u>	<u>736,706</u>	<u>-</u>

46 STATEMENT OF SOLVENCY

	Shareholders Fund	Ordinary Life	Universal Life	Accident and Health	Universal Family	Group Family Takaful	December 31, 2022	December 31, 2021
-----Rupees in '000-----								
Assets								
Property and equipment	20,636	-	-	-	-	-	20,636	19,367
Right of use assets	12,576	-	-	-	-	-	12,576	14,333
Intangible assets	12	-	-	-	-	-	12	340
Investments								
Equity securities	6,287	-	-	-	-	-	6,287	9,188
Government securities	243,841	69,208	454,950	7,073	217,145	32,235	1,024,452	736,706
Mutual funds	23,875	-	14,235	-	92,431	14,969	145,510	82,785
Term deposits receipts	-	-	-	-	-	-	-	48,800
Loans secured against life Insurance policies	-	1,487	4,337	-	-	-	5,824	6,080
Insurance / reinsurance receivables	-	109,360	(9,464)	376	-	-	100,272	54,782
Other loans and receivables	15,533	1,092	-	1,195	3,792	690	22,302	17,005
Taxation - payments less provision	29,737	-	-	-	-	-	29,737	20,636
Prepayments	1,927	-	-	-	-	-	1,927	1,593
Cash and Bank	24,604	11,410	66,198	3,054	124,185	25,074	254,525	143,773
Total Assets (A)	379,028	192,557	530,256	11,698	437,553	72,968	1,624,060	1,155,388

Inadmissible Assets

Property and equipment	20,636	-	-	-	-	-	20,636	19,367
Intangible assets	12	-	-	-	-	-	12	340
Investments								
Equity securities	649	-	-	-	-	-	649	583
Insurance / reinsurance receivables	-	18,885	-	376	-	-	19,361	14,852
Other loans and receivables	3,986	869	-	-	-	-	4,855	1,972
Total of In-admissible assets (B)	25,283	19,854	-	376	-	-	45,513	37,114

Total Admissible Assets (C=A-B)

	353,745	172,703	530,256	11,322	437,553	72,968	1,578,547	1,118,274
--	---------	---------	---------	--------	---------	--------	-----------	-----------

Total Liabilities

Insurance liabilities	-	146,252	489,134	3,599	297,996	14,839	951,820	611,315
Retirement benefit obligations	35,421	-	-	-	-	-	35,421	23,470
Premium received in advance	-	7,478	11,863	-	61,344	2,248	82,933	44,540
Insurance / reinsurance payables	-	3,554	1,133	161	6,852	46,703	58,403	60,020
Other creditors and accruals	38,588	14,950	9,447	-	56,902	2,425	122,312	89,651
Lease liability against right of use assets	13,847	-	-	-	-	-	13,847	17,723
Total Liabilities (D)	87,856	172,234	511,577	3,760	423,094	66,215	1,264,736	846,719

Total Net Admissible Assets (E=C-D)

	265,889	469	18,679	7,562	14,459	6,753	313,811	271,555
--	---------	-----	--------	-------	--------	-------	---------	---------

Minimum Solvency Requirement

Shareholders fund	165,000	165,000
Ordinary Life	20,429	61,907
Universal Life	9,290	8,003
Accident and Health	720	720
Universal Family Takaful	8,161	2,871
Group Family Takaful	30,068	8,153
Total solvency margin required	233,666	246,654
Excess in Net Admissible Assets over Minimum Requirements	80,145	24,901

47 RELATED PARTY RELATIONSHIPS

Name of related parties	Relationship
Askari Development & Holdings Private Limited	Associated undertaking
AWT Investments Limited	Associated undertaking
Askari Life Assurance Company Limited	Associated undertaking
Askari General Insurance company Limited	Associated undertaking
Askari Siddiqsons Development Company Limited	Associated undertaking
Askari Chartered Services	Associated undertaking
Askari Airport Services	Associated undertaking
Askari Travels Agencies	Associated undertaking
Askari Travels and Tours	Associated undertaking
Services Travels	Associated undertaking
Blue Lagoon	Associated undertaking
Askari Lagoon Faisalabad	Associated undertaking
Askari Fuels	Associated undertaking
Army Welfare Sugar Mills	Associated undertaking
Askari Woolen Mills	Associated undertaking
Askari Shoe Project	Associated undertaking
AWT Plaza Rawalpindi	Associated undertaking
AWT Plaza Karachi	Associated undertaking
RE-Rawalpindi	Associated undertaking
RE-Lahore	Associated undertaking
RE-Peshawar	Associated undertaking
Army Farms Khoski	Associated undertaking
Farms Boyel Gung	Associated undertaking
Farms Probynabad	Associated undertaking
Farms - RB	Associated undertaking
Askari Seeds	Associated undertaking
MAL Pakistan Limited	Associated undertaking
Askari Securities Limited	Associated undertaking
Askari Aviation (Private) Limited	Associated undertaking
Askari Guards (Private) Limited	Associated undertaking
Askari Enterprises (Private) Limited	Associated undertaking
Fauji Securities Services (Private) Limited	Associated undertaking
MedASK (Private) Limited	Associated undertaking
Askari Air Pakistan (Private) Limited	Associated undertaking
Jolidays	Associated undertaking
East West Insurance Company Limited	Associated undertaking
Army Welfare Trust	Holding company

48 TRANSACTIONS AND BALANCES WITH RELATED PARTIES

The related parties comprise of holding Company, associated companies, staff retirement fund, Directors and key management personnel. The transactions with related parties are in normal course of business. Transactions with related parties and remuneration and benefits to key management personnel under the terms of their employment are as follows:

		2022	2021
		----- (Rupees in '000) -----	
Relationship	Transactions		
Holding company	Premium revenue	1,203	599
Holding company	Insurance benefits	1,500	1,200
Holding company	Advance against equity	330,000	100,000
Holding company	Expenses and acquisition cost	460	-
Associated undertaking	Premium revenue	37,071	23,875
Associated undertaking	Insurance benefits	89,874	21,709
Associated undertaking	Expenses and acquisition cost	12,033	3,561
Chief Executive Officer	Premium revenue	50	50
Key Management Personnel	Remuneration	102,306	50,150
Directors	Fee	720	645
Related Party	Balances		
Holding Company			
Army Welfare Trust	Due from insurance contract holders	258	241
Army Welfare Trust	Advance against equity	430,000	100,000
Associated undertakings			
Askari Guards Limited	Due from insurance contract holders	4,178	4,992
Mobil Askari Pakistan Limited	Due from insurance contract holders	11	13
Askari Fuels	Due from insurance contract holders	11	6
Askari Woolen Mills	Due from insurance contract holders	291	39
Askari Development Holding Pvt Limited	Due from insurance contract holders	617	4
Askari General Insurance Company Limited	Due from insurance contract holders	-	55
AWT Investment	Due from insurance contract holders	34	549
Askari Chartered Aviation Services (ACS)	Due from insurance contract holders	4	2
Fauji Security Services	Due from insurance contract holders	3,851	1,155
MEDASK	Due from insurance contract holders	38	-
Real Estate (Head Office)	Due from insurance contract holders	-	390
Blue lagoon	Due from insurance contract holders	463	609
Askari lagoon	Due from insurance contract holders	28	4
AWT Housing Scheme Karachi	Due from insurance contract holders	2	2

AWT Plaza Staff	Due from insurance contract holders	-	142
Askari General Insurance Company Limited	Due to insurance contract holders	668	-
AWT Housing Scheme - Lahore	Due to insurance contract holders	1	1
Army Welfare Shugar Mills	Due to insurance contract holders	2	17
Askari Shoes	Due to insurance contract holders	9	627
MEDASK	Due to insurance contract holders	-	7
Askari Farms & Seeds Products Jolldays	Due to insurance contract holders	25	25
	Other loans and receivables	-	3,555
Askari Guards Limited	Outstanding claims	17,891	9,394
Fauji Security Services	Outstanding claims	100	2,400
Army Welfare Sugar Mills	Outstanding claims	50	650
Blue lagoon	Outstanding claims	3,600	-
Askari Fuel	Outstanding claims	-	1,200
Askari General Insurance Company Limited	Outstanding claims	-	17
Askari Travel & Tours	Accrued expenses	611	180
Askari General Insurance Company Limited	Accrued expenses	604	604
Gratuity payable to staff	Staff retirement benefits	35,421	23,470
East West Insurance Company Limited	Equity investments	649	583

49 GENERAL

Figures have been rounded off to the nearest thousands.

50 CORRESPONDING FIGURE

Corresponding figures have been re-arranged and re-classified, wherever necessary. However, there were no significant reclassifications to report.

51 NUMBER OF EMPLOYEES

2022 2021

The details of number of employees are as follows:

Number of employees as at year end

83 88

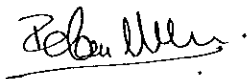
Average Number of employees during the year

86 87

52 DATE OF AUTHORISATION FOR ISSUE

These financial statements were authorised for issue by the Board of Directors of the Company on 21 March 2023.


Chief Executive Officer


Chief Financial Officer


Chairman


Director


Director

STATEMENT OF DIRECTORS UNDER INSURANCE ORDINANCE 2000

(As per the requirement of section 46(6) and section 52(2) of the Insurance Ordinance 2000)


Section 46(6)

- a) In our opinion the annual statutory accounts of the Company set out in the forms attached to the statement have been drawn up in accordance with the Ordinance and any rule made there under;
- b) The Company has at all times in the year complied with the provision with the Ordinance and the rules made there under relating to paid-up capital, solvency and reinsurance arrangements; and
- c) As at December 31, 2022 the Company continues to be in compliance with the provisions of the Ordinance and the rules made there under relating to paid-up capital, solvency and reinsurance arrangements.

Section 52(2)

- d) In our opinion the statutory fund of the Company complies with the solvency requirements of the Insurance Ordinance, 2000.

Chief Executive Officer




Director



Director



Chairman





Akhtar & Hasan (Pvt) Ltd
Actuaries

3rd Floor (Annexe), State Life No 1 Building, Chundrigar Road, Karachi 74000, Pakistan
Phone (021) 111-00-00-53 Fax (021) 3241-7810 E-Mail actuaries@akhasan.com

2nd March 2023

Statement by the Appointed Actuary
Required under Section 52(2) (a) and (b) of the Insurance Ordinance, 2000

I, Shujat Siddiqui, of Akhtar & Hasan (Private) Limited, being an Actuary duly qualified under the terms of the Insurance Ordinance, 2000, and being the Appointed Actuary of Askari Life Assurance Company Limited, do hereby state that in my opinion:

- (a) The policyholders' liabilities included in the balance sheet of Askari Life Assurance Company Limited as at 31st December 2022 have been determined in accordance with the provisions of the Insurance Ordinance, 2000; and
- (b) The Shareholders' Fund and the Statutory Funds of the Company meet the solvency requirements of the Insurance Ordinance, 2000 as at 31st December 2022 in aggregate.

Shujat Siddiqui, MA, FIA, FPSA
Appointed Actuary

"Actuaries make financial sense of the future"

Pattern of Shareholding as at December 31, 2022

No of Shareholders	From	To	Total Shares hold	Percentage
79	1	100	2,011	0%
125	101	500	54,901	0%
66	501	1000	59,576	0%
134	1001	5000	373,802	0%
41	5001	10000	319,310	0%
15	10001	15000	190,538	0%
9	15001	20000	164,192	0%
6	20001	25000	141,000	0%
5	25001	30000	140,500	0%
2	30001	35000	65,530	0%
1	40001	45000	45,000	0%
4	45001	50000	194,000	0%
4	50001	55000	214,428	0%
7	55001	60000	407,018	0%
1	65001	70000	69,500	0%
1	75001	80000	73,499	0%
2	85001	90000	176,500	0%
4	95001	100000	399,000	0%
1	105001	110000	109,500	0%
1	120001	125000	123,647	0%
2	125001	130000	258,544	0%
1	135001	140000	138,000	0%
1	155001	160000	157,500	0%
1	165001	170000	167,500	0%
1	175001	180000	177,119	0%
1	185001	190000	186,930	0%
1	195001	200000	198,000	0%
1	200001	205000	202,005	0%
1	205001	210000	208,000	0%
1	225001	230000	226,466	0%
1	240001	245000	244,500	0%
1	245001	250000	250,000	0%
1	290001	295000	292,500	0%
4	295001	300000	1,200,000	1%
1	395001	400000	398,410	0%
1	405001	410000	405,162	0%
1	455001	460000	457,403	0%
1	595001	600000	596,217	0%
1	655001	660000	658,961	0%
1	735001	740000	736,465	0%
1	755001	760000	759,345	1%
1	895001	890000	898,000	1%
1	985001	990000	989,500	1%
1	1215001	1220000	1,218,096	1%
1	1345001	1350000	1,349,000	1%
1	1490001	1495000	1,493,268	1%
1	1660001	1665000	1,662,091	1%
1	2635001	2640000	2,636,253	2%
1	28410001	28415000	28,600,324	19%
1	1E+08	100085000	100,083,003	67%
542			150,172,014	100%

No of Shareholders

S.No.	Name of the Director	No of Shareholders	Shares held	Percentage
1	CEO, Directors and their spouses and minor childrens	4	14,828	0.0099%
2	Executive	-	-	0.0000%
3	Associated Companies, Undertakings & related parties	2	128,683,327	85.6906%
4	NIT and ICP	-	-	0.0000%
5	Public Sector Companies & Corporations	-	-	0.0000%
6	Others	14	4,602,299	3.0647%
7	Banks, Development Finance Insitutions, Non-Banking Finance Institution, Insurers, Modaraba & Mutual funds	1	1,000	0.0007%
8	Individuals	521	16,870,560	11.2342%
Total		542	150,172,014	100%

Categories of Shareholders

CEO, Directors and their spouses and minor childrens		4	14,828	0.0091%
1	Jehanzeb Zafar - CEO		3,407	0.0023%
2	Ayesha Rafique - Director		3,407	0.0023%
3	Tariq Hameed		3,407	0.0023%
4	Javed Yunus		3,407	0.0023%
Executive		0	-	0.0000%
Associated Companies, Undertakings & related parties and Shareholders holding five percent or more		2	128,683,327	85.6906%
1	East West Insurance Co.Ltd		28,600,324	19.0450%
2	Army Welfare Trust		100,083,003	66.6456%
Banks, Development Finance Insitutions, Non-Banking Finance Institution, Insurers, Modaraba & Mutual funds		1	1,000	0.0007%
Others		14	4,602,299	3.0647%
Individuals		521	16,870,560	11.2342%
Total		542	150,172,014	100%

NOTICE OF ANNUAL GENERAL MEETING

Notice is hereby given that **30th Annual General Meeting** of the shareholders of Askari Life Assurance Company Limited will be held at Blue Lagoon Restaurant, Off The Mall, Masud Akhtar Kiani Road Saddar, Rawalpindi, on **Thursday, April 27, 2023 at 1:00 PM.**

The entitled shareholders whose name appear on the Books of the Company by Close of Business on April 21, 2023 will be treated 'in time' for the purpose of attending the meeting and who are interested to attend AGM through online platform are requested to get themselves registered at the Company Secretary's office through provision of the following information at the earliest but not later than 24 hours before the meeting (i.e. before 1:00 PM on April 26, 2023) at company.secretary@askarilife.com:

Name of Shareholder	CNIC No.	Folio Number/CDC Number	Mobile Number	Email Address

Upon receipt of the aforementioned information from the interested shareholders, the company will send the login details at their email address. The login facility will be opened 30 minutes before the meeting time at 12:30 PM on Thursday, April 27, 2023 to facilitate the participants' identification and verification process before joining the meeting at 1:00 PM.

The entitled shareholders may send their comments/suggestions for the proposed agenda items, on the aforementioned email address at least 24 hours before the meeting, the same shall be discussed in the meeting and be made part of the minutes of the meeting.

The meeting will be convened to transact the following business:

Ordinary Business:

1. To confirm the minutes of extra ordinary general meeting held on September 22, 2022.
2. To receive, consider and adopt the Company's Financial Statements for the year ended December 31, 2022, together with the Reports of the Auditors and Directors thereon.
3. To reappoint M/S RSM Avais Hyder Liaquat Nauman- Chartered Accountants Statutory Auditors and Shariah Auditors of the Company and to fix their remuneration for the financial year December 31, 2023.

Special Business:

4. Amendment in Article # 80 of the Articles of Association of the Company empowering the Board regarding fixation of Board and Committee meeting fees;

To consider, if thought fit, to pass the following "Special Resolutions" with or without modification:

"Resolved that the consent of the members of the company be and is hereby accorded for alteration of the Article # 80 of Article of Association of the company and following wordings shall be substituted with the existing wordings in the Article # 80 of the Articles of Association of the company

"Each Director shall receive by way of remuneration for attending Board or any Committee meeting as determine by the Board of Directors. The Board may allow and pay to any Director who for the time being is resident out of the place at which any Board or any Committee meeting may be held and who shall come to that place for the purpose of attending such meeting such sum as the Board may consider fair and reasonable for his expenses and loss of time in connection with his attending at the meeting in addition to his remuneration as above specified".

"Further resolved that any Director/ Chief Executive Officer or the Company Secretary be and is hereby authorized to complete all corporate and legal formalities in connection with the above resolution and to sign, execute and file the necessary forms, applications and documents with the regulator(s)."

5. To transact any other business that may be placed before meeting with the permission of the Chairman

By Order of the Board

Date: April 06, 2023

Muhammad Nadeem Rajput
Company Secretary

NOTES:

- (a) The Share Transfer Books of the Company will remain closed from April 21, 2023 to April 27, 2023 (both days inclusive) for Annual General Meeting. Transfers received in order by our registrar, M/s THK Associates (Pvt) Limited. Plot No. 32-C, Jami Commercial Street 2, D.H.A, Phase VII, Karachi, at the close of business on April 20, 2023 will be treated in time for the purpose of attending the meeting.
- (b) A member eligible to attend and vote at the meeting may appoint another person as his/her proxy to attend, Speak and vote instead of him/her. Proxies in order to be effective must be received in the office of the Company's Head Office at Emerald Tower, Office No 1104, 11th Floor, Plot G-19, Block 5, KDA Improvement Scheme No. 5, Clifton, Karachi, not less than 48 hours before the time for holding the meeting (i.e. by 1:00 PM on April 25, 2023) and must be duly stamped, signed and witnessed. A member shall not be entitled to appoint more than one proxy.
- (c) CDC account/sub account holders should provide their original Computerized National Identity Cards (CNIC), Accounts/Sub-Account Number and Participant's ID Number in the Central Depository Company (CDC) for identification purpose when attending the meeting. In case of a corporate entity, the Board of Directors' resolution/power of attorney with specimen signature of the nominee shall be produced (unless it has been provided earlier) at the time of the meeting.
- (d) Shareholders (Non-CDC) are requested to promptly notify the Company's Share Registrar of any change in their addresses and also provide the email address, if possible.

FOR APPOINTING PROXIES:

- In case of individuals, the submission of the proxy form as per the requirement notified in Note (b) mentioned above.
 - The proxy form shall be witnessed by two persons whose name, addresses and CNIC numbers shall be mentioned on the form.
 - Attested copies of CNIC or the passport of the beneficial owner and the proxy shall be furnished with the proxy form.
 - The proxy shall produce his/her original CNIC or original Passport at the time of meeting.
 - In case of corporate entity, the Board of Directors' resolution /power of attorney with specimen signature shall be submitted (unless it has been provided earlier) along with proxy form to the Company.
- (e) Special notes to the shareholders:
- Conversion of physical shares into CDC account: The SECP, through its letter No. CSD/ED/Misc/2016- 639-640 dated March 26, 2021, has advised all listed companies to adhere to the provisions of Section 72 of the Companies Act, 2017, which requires all companies to replace shares issued in physical form to book-entry form within four years of the promulgation of the Act. Accordingly, all shareholders of the Company having physical folios/share certificates are requested to convert their shares from the physical form into book-entry form at the earliest. Shareholders may contact a PSX Member, CDC Participant, or CDC Investor Account Service Provider for assistance in opening a CDS Account and subsequent conversion of the physical shares into book-entry form. Maintaining shares in book-entry form has many advantages - safe custody of shares with the CDC, avoidance of formalities required for the issuance of duplicate shares, and trade in shares anytime etc. The shareholders of the Company may contact the Share Registrar THK Associates for the conversion of physical shares into book entry form.

Unclaimed shares (important & mandatory) Shareholders who could not collect their shares are advised to contact the Company's Share Registrar M/s. THK Associates to collect their shares, if any. In compliance with Section 244 (2) of the Companies Act, 2017, after having completed the stipulated period of three (3) years or more from the date due shall be delivered to SECP.

Annual Accounts of the Company:

Annual accounts of the company for the financial year ended December 31, 2022, can be downloaded from the Company's website- www.askarilife.com.

Members are hereby informed that for electronic transmission of Annual Report, Electronic transmission consent form has been uploaded on the Company's website-www.askarilife.com Members who wish to avail this facility are requested to submit their form duly filled and signed to Company Secretary at Company's Head Office at Emerald Tower, Office No 1104, 11th Floor, Plot G-19, Block 5, KDA Improvement Scheme No. 5, Clifton, Karachi along with CNIC copy of the member.

For any query/information, members may contact the Share Registrar at the following address:

THK Associates (Pvt) Ltd
Plot No. 32-C,
Jami Commercial Street 2,
D.H.A, Phase VII, Karachi
021-111-000-322

Askari life Assurance Company Limited
Emerald Tower, Office No. 1104, 11th Floor, Plot G-19,
Block 5, KDA Improvement Scheme No. 5, Clifton, Karachi
Telephone No: 021-111-225-275
Contact Person: Company Secretary
Email: company.secretary@askarilife.com

**STATEMENT OF MATERIAL FACTS UNDER SECTION 134(3)
OF THE COMPANIES ACT, 2017**

This statement sets off material facts for the special business to be transacted at the Annual General Meeting.

Amendment in the Article # 80 of the Articles of Association of the Company

The board members, are typically elected because of their experience and expertise in managing the affairs of the organization, can quickly assess the financial needs of the organization and set appropriate fees without the need for a lengthy voting process as needed to respond to changing financial circumstances.

The directors, sponsors, majority shareholders and their relatives are not interested directly or indirectly, in the above business except to the extent of their shares/ remuneration.

**ANNEXURE
AMENDMENT IN MEMORANDUM AND ARTICLES OF ASSOCIATION
OF THE COMPANY**

Present Clause	Amended Clause
<p>"Until otherwise determined by the company in General Meeting, each Director shall receive by way of remuneration for attending meeting a sum not exceeding Rs.500/= per meeting. The Directors may allow and pay to any Director who for the time being is resident out of the place at which any meeting of the Directors may be held and who shall come to that place for the purpose of attending such meeting such sum as the Directors may consider fair and reasonable for his expenses and loss of time in connection with his attending at the meeting in addition to his remuneration as above specified"</p>	<p>"Each Director shall receive by way of remuneration for attending Board or any Committee meeting as determine by the Board of Directors. The Board may allow and pay to any Director who for the time being is resident out of the place at which any Board or any Committee meeting may be held and who shall come to that place for the purpose of attending such meeting such sum as the Board may consider fair and reasonable for his expenses and loss of time in connection with his attending at the meeting in addition to his remuneration as above specified".</p>

نوٹس برائے سالانہ اجلاس عام

بذریعہ بلا اطلاع دی جاتی ہے کہ عسکری لائف ایٹورنس کمپنی لمیٹڈ کے حصص کنندگان کا تیسواں سالانہ اجلاس عام بروز جمعرات، ۲۷ اپریل ۲۰۲۳ء کو دوپہر ایک بجے، بلا لگن ریٹورنٹ، آف دی مال، مسعود اختر کبانی روڈ، صدر راولپنڈی، منعقد کیا جائے گا۔

تمام حصص کنندگان کو جن کے نام مورخہ ۲۱ اپریل ۲۰۲۳ء کو کاروبار کے اختتام پر کمپنی کی کتابوں میں موجود ہوں گے، اجتماع میں شرکت کے مقصد کیلئے "بروقت" تصور کیا جائے گا اور جو آن لائن پلیٹ فارم کے ذریعے سالانہ اجلاس عام میں شرکت کے خواہشمند ہیں ان سے درخواست کی جاتی ہے کہ وہ مندرجہ ذیل معلومات کی فراہمی کے ذریعے جلد از جلد لیکن اجلاس سے ۲۴ گھنٹے سے زیادہ نہیں (یعنی ۲۶ اپریل ۲۰۲۳ء کو دوپہر ایک بجے سے قبل) company.secretary@askarilife.com پر کمپنی سیکرٹری کے دفتر میں خود کو رجسٹر کروالیں:

حصص کنندہ کا نام	شناختی کارڈ نمبر	فولیو نمبر/سی ڈی سی نمبر	موبائل نمبر	ای میل
------------------	------------------	--------------------------	-------------	--------

خواہشمند حصص کنندگان سے مذکور بالا معلومات وصول ہوجانے کے بعد، کمپنی ان کو ان کے دئے گئے ای میل پتے پر لاگ ان تفصیلات بھیجے گی۔ لاگ ان کی سہولت، شرکت کنندگان کی شناخت اور تصدیق کے عمل میں آسانی کے لئے اجلاس میں دوپہر ایک بجے شریک ہونے سے قبل، اجلاس کے شروع ہونے سے آدھے گھنٹے قبل جمعرات، ۲۷ اپریل ۲۰۲۳ء ٹھیک دوپہر ساڑھے بارہ بجے کھولی جائے گی۔

جواز حصص کنندگان، تجویز کردہ ایجنڈا نکات کیلئے اپنے تبصرے/تجاویز، درج بالا ای میل پتے پر اجلاس سے کم از کم ۲۴ گھنٹے قبل بھیج سکتے ہیں جن پر اجلاس میں گفتگو ہوگی اور انہیں اجلاس کے منٹس کا حصہ بنایا جائے گا۔

اجلاس مذکور ذیل کاروبار انجام دینے کے لئے منعقد ہوگا:

عمومی کاروبار:

- ۱- ۲۲ ستمبر ۲۰۲۲ء کو منعقدہ غیر معمولی اجلاس عام کے منٹس کی تصدیق؛
- ۲- ۳۱ دسمبر ۲۰۲۲ء کو ختم ہونے والے سال اور اس میں آڈیٹرز اور ڈائریکٹرز کی رپورٹس کے ساتھ کمپنی کے مالیاتی گوشواروں کی وصولی، ان پر غور اور انکو اختیار کرنا؛
- ۳- میسرز آرائیس ایم او ایس حیدر لیاقت نعمان۔ چارٹرڈ اکاؤنٹنٹس کی بہ حیثیت کمپنی کے قانونی آڈیٹرز اور شریعت آڈیٹرز دوبارہ

تقرری اور مالیاتی سال ۲۰۲۳ء کے لئے ان کے معاوضے کا تعین؛

خاص کاروبار:

4- بورڈ اور کمیٹی میٹنگ کی فیس کے تعین سے متعلق بورڈ کو اختیار دینے کے لئے کمپنی کے آرٹیکل آف ایسوسی ایشن کے آرٹیکل 80 میں ترمیم؛

زیر غور لانا، اگر درست سمجھا جائے، ترمیم کے ساتھ یا بلا ترمیم، درج ذیل "خصوصی قراردادیں" پاس کرنا:

"طے پایا، کہ کمپنی کے ارکان کی رضامندی ہے اور کمپنی کے آرٹیکل آف ایسوسی ایشن کے آرٹیکل 80 میں تبدیلی کے لئے قبول کی جاتی ہے اور درج ذیل الفاظ سے کمپنی کے آرٹیکل آف ایسوسی ایشن کے موجودہ آرٹیکل 80 کو تبدیل کر دیا جائے گا:

"ہر ڈائریکٹر، بورڈ یا کمیٹی کی کسی میٹنگ میں حاضر ہونے کے لئے، معاوضہ حاصل کرے گا جو بھی بورڈ آف ڈائریکٹرز کی طرف سے طے کیا

جائے۔ بورڈ کسی ڈائریکٹر کو اجازت دے سکتا ہے اور اوپر واضح کئے گئے معاوضے کے علاوہ اخراجات اور اس کے میٹنگ میں شرکت

کرنے سے متعلق وقت کے ضیاع کے لئے جو بورڈ درست اور مناسب سمجھے ایسی رقم ادا کر سکتا ہے جو قومی طور پر اس جگہ رہائش پذیر ہو جہاں

بورڈ یا کمیٹی میٹنگ منعقد ہو رہی ہو اور جو اس جگہ ایسی کوئی میٹنگ میں شرکت کرنے کے مقصد سے آئے گا۔"

"مزید طے پایا کہ کوئی بھی ڈائریکٹر/چیف ایگزیکٹو آفیسر یا کمپنی سیکرٹری درج بالا قرارداد کے سلسلے میں ریگولیشن (ریگولیشنز) کے ساتھ

تمام کارپوریٹ اور قانونی ذمہ داریاں مکمل کرنے اور ضروری فارمز، درخواستیں اور دستاویزات تیار کرنے اور ان پر دستخط کرنے کا مجاز ہے

5- چیئرمین کی اجازت سے اجلاس میں پیش کئے گئے کمپنی کے ممکنہ دیگر کاروباری امور کی انجام دہی

بحکم بورڈ

تاریخ: ۰۶ اپریل ۲۰۲۳ء

محمد ندیم راجپوت

کمپنی سیکرٹری

نوٹ:

الف) سالانہ اجلاس عام کے لئے کمپنی کی حصص منتقلی کی کتابیں ۱۲ اپریل ۲۰۲۳ء تا ۲۷ اپریل ۲۰۲۳ء (بشمول دونوں ایام) بند رہیں گی۔ مورخہ ۲۰ اپریل ۲۰۲۳ء کو کاروبار کے اختتام پر ہمارے رجسٹرار میسرز ڈی ایچ کے ایسوسی ایٹس (پرائیویٹ) لمیٹڈ، پلاٹ نمبر سی 32، جامی کمرشل اسٹریٹ 2، ڈیفنس ہاؤسنگ اتھارٹی، فیز VII، کراچی کے دفتر میں، درست طور پر حصص کی موصولہ منتقلیاں، اجلاس میں شرکت کی غرض سے بروقت تصور کی جائیں گی۔

ب) اجلاس میں شرکت کا اہل رکن اجلاس میں شرکت کے لئے گفت و شنید کرنے کے لئے اور ووٹ دینے کیلئے اپنی جگہ اپنے نائب (پراکسی) کے طور پر کسی فرد کا تقرر کر سکتا ہے۔ ایسے نائبین کی تفرری کی اطلاع فعال ہونے کی غرض سے، مہر شدہ، دستخط شدہ، اور گواہی شدہ، اجلاس سے کم از کم اڑتالیس گھنٹے قبل (یعنی ۱۲۵ اپریل ۲۰۲۳ء کو دوپہر ایک بجے) کمپنی کے ہیڈ آفس، ایمرلڈ ٹاور، دفتر نمبر 1104، گیارہواں فلور، پلاٹ جی 19، بلاک 5، کے ڈی اے امپروومنٹ اسکیم 5، کلٹن، کراچی میں دینا ضروری ہے۔ ایک رکن کو ایک سے زیادہ نائب مقرر کرنے کا استحقاق حاصل نہیں ہے۔

ج) سی ڈی سی اکاؤنٹ/ذیلی اکاؤنٹ کے حامل افراد اجلاس میں شرکت کے وقت شناخت کے لئے اپنا اصل قومی شناختی کارڈ، اکاؤنٹ نمبر/ذیلی اکاؤنٹ نمبر اور سی ڈی سی میں درج شرکت کنندہ آئی ڈی نمبر فراہم کریں۔ کسی کارپوریٹ ادارے کے صورت میں، اجلاس کے وقت نامزد کردہ کے دستخط کے ساتھ بورڈ آف ڈائریکٹرز کی قرارداد/مختار نامہ پیش کیا جائے گا (الآ یہ کہ یہ پہلے پیش کر دیا گیا ہو)۔

د) حصص کنندگان (غیر سی ڈی سی) سے درخواست کی جاتی ہے کہ اپنے پتوں میں کسی تبدیلی کی صورت میں فوری طور پر کمپنی کے شیئر رجسٹرار کو اطلاع دیں اور اگر ممکن ہو تو ای میل پتہ بھی فراہم کریں۔

برائے تفرری نائبین (پراکسی)

- انفرادی ہونے کی صورت میں، درج بالا نوٹ (ب) میں مطابقت کردہ ضرورت کے مطابق پراکسی فارم جمع کرانا
- پراکسی فارم پر دو گواہان کی تصدیق ہوگی جن کے نام، پتے اور قومی شناختی کارڈ نمبر فارم پر درج کئے جائیں گے۔
- مالک انشاعی اور نائب کے قومی شناختی کارڈ یا پاسپورٹ کی تصدیق شدہ نقول پراکسی فارم کے ساتھ فراہم کی جائیں گی۔
- نائب اجلاس کے وقت اپنا اصل قومی شناختی کارڈ یا پاسپورٹ پیش کرے گا۔
- کارپوریٹ ادارے کی صورت میں، پراکسی فارم نامزد کردہ کے دستخط کے ساتھ بورڈ آف ڈائریکٹرز کی قرارداد/مختار نامہ پیش کیا جائے گا (الآ یہ کہ یہ پہلے پیش کر دیا گیا ہو)۔

ه) حصص کنندگان کے لئے خاص نوٹس:

- ماڈی حصص کی سی ڈی سی اکاؤنٹ میں منتقلی: سیکورٹیز اینڈ ایکسچینج کارپوریشن آف پاکستان نے، اپنے مراسلے نمبر CSD/ED/Misc/2016-639-640 مورخہ ۲۶ مارچ ۲۰۲۱ء، تمام فہرست شدہ کمپنیوں کو کمپنیز ایکٹ ۲۰۱۷ء کے سیکشن ۲۷ کی

شرائط پر کار بند رہنے کے لئے کہا ہے، جس میں ایک نفاذ کے چار سال کے اندر اندر ماڈی شکل میں جاری کئے گئے حصص کو بک انٹری فارم میں منتقل کرنا ضروری ہے۔ چنانچہ، کمپنی کے تمام حصص کنندگان سے جن کے پاس ماڈی فزیوز/حصص سرٹیفکیٹس ہیں، درخواست کی جاتی ہے کہ وہ جتنی جلد ہو سکے اپنے حصص ماڈی شکل سے بک انٹری میں منتقل کروالیں۔ حصص کنندگان، کسی پی ایس ایکس رکن، سی ڈی سی کے شرکت کنندہ یا سی ڈی سی انوسٹرا کاؤنٹ سرورسز سے سی ڈی ایس اکاؤنٹ کھولنے میں اور ماڈی حصص کے منتقلی میں مدد کے لئے رابطہ کر سکتے ہیں۔ بک انٹری شکل میں حصص قائم رکھنے کے کئی فائدے ہیں، سی ڈی سی کے ساتھ حصص کی محفوظ نگہبانی، ٹم ہو جانے والے حصص کے دوبارہ اجراء کے لئے درکار پابندیوں سے بچنا، اور کسی بھی وقت حصص میں تجارت وغیرہ۔ کمپنی کے حصص کنندگان ماڈی حصص کی بک انٹری میں منتقلی کے لئے شیئر رجسٹرار، ٹی ایچ کے ایسوسی ایٹس سے رابطہ کر سکتے ہیں۔

• غیر کلیم شدہ حصص (ضروری اور لازمی): حصص کنندگان جو اپنے حصص نہ لے سکے ہوں، وہ کمپنی کے شیئر رجسٹرار میسرز ٹی ایچ کے ایسوسی ایٹس (پرائیویٹ) لمیٹڈ سے اپنے حصص لینے کے لئے رابطہ کریں، اگر کوئی ہوں۔ کمپنیز ایکٹ ۲۰۱۷ء کے سیکشن ۲۴۴(۲) کے مطابق، دی گئی تاریخ سے تین سال یا اس سے زیادہ کا مقررہ دور نہ گزر جانے کے بعد، حصص سیکورٹیز اینڈ ایکسچینج کارپوریشن آف پاکستان کو بھیج دئے جائیں گے۔

کمپنی کے سالانہ اکاؤنٹس

کمپنی کے سالانہ اکاؤنٹس برائے سال ۲۰۲۲ء جو ۳۱ دسمبر ۲۰۲۲ء کو اختتام پذیر ہوا، کمپنی کی ویب سائٹ www.askarilife.com سے ڈاؤن لوڈ کئے جاسکتے ہیں۔

ارکان کو مطلع کیا جاتا ہے کہ سالانہ رپورٹ کی الیکٹرونک منتقلی کے لئے، الیکٹرونک منتقلی کارضامندی فارم کمپنی کی ویب سائٹ www.askarilife.com پر اپ لوڈ کر دیا گیا ہے۔ وہ ارکان جو اس سہولت سے فائدہ اٹھانا چاہتے ہیں ان سے درخواست ہے کہ وہ اپنا مکمل کیا ہوا اور دستخط شدہ فارم کمپنی کے سیکریٹری کو کمپنی کے ہیڈ آفس، ایبرلڈ ٹاور، دفتر نمبر 1104، گیارہواں فلور، پلاٹ جی 19، بلاک 5، کے ڈی اے امپروٹمنٹ اسکیم 5، کلفٹن، کراچی میں رکن کے قومی شناختی کارڈ کی نقل کے ہمراہ جمع کرا دیں۔

کسی بھی استفسار/معلومات کے لئے ارکان شیئر رجسٹرار سے درج ذیل پتے پر رابطہ کر سکتے ہیں:

ٹی ایچ کے ایسوسی ایٹس (پرائیویٹ) لمیٹڈ

پلاٹ نمبر 32

جائی کمرشل اسٹریٹ 2،

ڈیفنس ہاؤسنگ اتھارٹی، فیز VII،

کراچی

رابطہ: 021 111 000 322

ای میل: company.secretary@askarilife.com

کمپنیز ایکٹ ۲۰۱۷ء کے سیکشن ۱۳۳۲ (۲) کے تحت ماڈی خفائق کامیان

یہ بیان سالانہ عام اجلاس میں کئے جانے والے خاص کاروبار کے لئے ماڈی خفائق پیش کرتا ہے:

کمپنی کے آرٹیکلز آف ایسوسی ایشن کے آرٹیکل ۸۰ میں ترمیم

بورڈ کے ارکان خاص طور پر اپنے تجربے اور ادارے کے معاملات چلانے میں قابلیت کی وجہ سے منتخب کئے جاتے ہیں، ارادے کی مالی ضروریات کا فوری طور پر تجزیہ کر سکتے ہیں اور بغیر کسی طویل دوٹنگ کے طریقہ کار کی ضرورت کے بغیر مناسب فیس طے کر سکتے ہیں، جیسی کہ مالی معاملات تبدیل کرنے کے لئے عمل درآمد کرنے کی ضرورت ہو۔

ڈائریکٹرز، اسپانسرز، حصص کنندگان کی اکثریت اور ان کے رشتہ دار براہ راست یا بالواسطہ درج بالا کاروبار میں دلچسپی نہیں رکھنے ماسوائے اپنے حصص/ معاوضے کے۔

انیکسز

کمپنی کے میمورنڈم اور آرٹیکلز آف ایسوسی ایشن میں ترمیم

موجودہ شق	تبدیل شدہ شق
"جب تک کہ عام اجلاس میں، کمپنی کی طرف سے طے نہ ہو جائے، ہر ڈائریکٹر میٹنگ میں حاضر ہونے کے لئے فی میٹنگ 500 روپے کا معاوضہ حاصل کرے گا۔ ڈائریکٹرز کسی بھی ڈائریکٹر کو اجازت دے سکتے ہیں اور اوپر واضح کئے گئے معاوضے کے علاوہ اخراجات اور اس کے متعلق وقت کے ضیاع کے لئے جو بورڈ میں شرکت کرنے سے متعلق وقت کے ضیاع کے لئے جو بورڈ مناسب سمجھیں ایسی رقم ادا کر سکتے ہیں جو وقتی طور پر اس جگہ رہائش پذیر ہو جہاں بورڈ یا کمیٹی میٹنگ منعقد ہو رہی ہو اور جو اس جگہ ایسی میٹنگ میں شرکت کرنے کے مقصد سے آئے گا"	"ہر ڈائریکٹر، بورڈ یا کمیٹی کی کسی میٹنگ میں حاضر ہونے کے لئے، معاوضہ حاصل کرے گا جو بھی بورڈ آف ڈائریکٹرز کی طرف سے طے کیا جائے۔ بورڈ کسی ڈائریکٹر کو اجازت دے سکتا ہے اور اوپر واضح کئے گئے معاوضے کے علاوہ اخراجات اور اس کے متعلق وقت کے ضیاع کے لئے جو بورڈ میں شرکت کرنے سے متعلق وقت کے ضیاع کے لئے جو بورڈ مناسب سمجھے ایسی رقم ادا کر سکتا ہے جو وقتی طور پر اس جگہ رہائش پذیر ہو جہاں بورڈ یا کمیٹی میٹنگ منعقد ہو رہی ہو اور جو اس جگہ ایسی کسی میٹنگ میں شرکت کرنے کے مقصد سے آئے گا"

Head Office & Regional Offices

Head Office - Karachi

Office No.1104, 11th Floor, Emerald Tower, Plot No. G-19, Block 5, KDA Improvement Scheme No.5, Clifton, Karachi, Pakistan.

Telephone: (021) 111-225-275

Fax: (92-21) 35147540

Email: company.secretary@askarilife.com

Karachi Office

Showroom number 05 & 06 Ground Floor, Zubaida's Garden, Plot # 1 Survey no. 34, Survey Sheet no. 35-P/1, Block 7 & 8 Kathiawar Cooperative Housing Society, Karachi, Pakistan.

Email: rdc.karachi@askarilife.com

Registered Office:

8th Floor, Army Welfare Trust, AWT Plaza, The Mall, Rawalpindi, Pakistan.

Email: info@askarilife.com

Lahore Office

Plot # 524, Block-15, Sector B-1, Quaid-e-Azam Town Scheme, College Road, Lahore, Pakistan.

Email: rdc.lahore@askarilife.com

Rawalpindi Office

Building # D-110, 6th Road, Near Total Petrol Pump, Satellite Town, Rawalpindi.

Email: rdc.islamabad@askarilife.com

Contact No:


UAN : 021-111 -225- 275

PROXY FORM
Askari Life Assurance Company Limited

"I _____ S/o _____ resident of _____ (full address) being member of Askari Life Assurance Company Limited hereby appoint _____ s/o _____ resident of _____ (full address) as my proxy to vote on my behalf at the 30th Annual General Meeting of the Company to be held on Thursday April 27, 2023 at 1:00 PM at Blue Lagoon Restaurant, Off The Mall, Masud Akhtar Kiani Road Saddar, Rawalpindi and at any adjournment thereof.

Signed this _____ day of _____ 2023.

Please affix Revenue Stamp



Signature of the Member

Signed in the presence of:

Witnesses

Signature of Witness No. 1
Name:
CNIC No:

Signature of Witness No. 2
Name:
CNIC No:

Note:

1. A person appointed as proxy shall be entitled to attend, speak and vote on behalf of appointer.
2. Attested copies of CNIC/Passport shall be provided with the proxy form.
3. A person may be appointed proxy even though he/she is not member of the company.
4. The instrument appointing a proxy shall be in writing under the hand of the appointer or of his attorney duly authorized in writing or if such appointer is a corporation under its common seal or the hand of its attorney.
5. The instrument appointing a proxy and the power-of-attorney or other authority (if any) under which it is signed, or a notarially certified copy of that power or authority, shall be deposited with the Company's Head Office at Emerald Tower, Office No 1104, 11th Floor, Plot G-19, Block 5, KDA Improvement Scheme No. 5, Clifton, Karachi, not less than forty-eight (48) hours before the time for holding the meeting.
6. The proxy shall produce his original CNIC/Passport at the time of the meeting.

پراکسی فارم
عسکری لائف ایٹورنس کمپنی لمیٹڈ

میں مستی _____ ولد _____ ساکن _____
(مکمل پتہ)، عسکری لائف ایٹورنس کمپنی لمیٹڈ کارکن ہونے کی حیثیت سے،

مستی _____ ولد _____ ساکن _____
(مکمل پتہ)، کو، کمپنی کے تیسویں سالانہ عام اجلاس میں جو جمعرات، ۲۷ اپریل ۲۰۲۳ء کو
دوپہر ایک بجے، بلوگلون ریسٹورنٹ، آف دی مال، مسعود اختر کیانی روڈ، صدر، راولپنڈی پر منعقد ہوگا اور بعد ازاں کسی بھی التوا پر، میری جانب سے
ووٹ دینے کے لئے، اپنے نائب کے طور پر مقرر کرنا ہوں۔

مورخہ _____ ۲۰۲۳ء کو دستخط کیا گیا

براہ مہربانی ریوینیو اسٹامپ چسپاں کریں

رکن کے دستخط

گواہان کی موجودگی میں دستخط کئے گئے

گواہ نمبر دو کے دستخط

گواہ نمبر ایک کے دستخط

نام:

نام:

شناختی کارڈ نمبر:

شناختی کارڈ نمبر:

نوٹ:

- ۱- نائب کے طور پر مقرر کردہ فرد، مقرر کرنے والے کی جانب سے شرکت کرنے، گفتگو کرنے اور ووٹ ڈالنے کا اہل ہوگا۔
- ۲- پراکسی فارم کے ساتھ قومی شناختی کارڈ/ پاسپورٹ کی تصدیق شدہ نقول فراہم کرنا ہوں گی۔
- ۳- کوئی بھی فرد نائب کے طور پر مقرر کیا جاسکتا ہے خواہ وہ کمپنی کارکن ہو یا نہیں۔
- ۴- نائب مقرر کئے جانے کی دستاویز مقرر کرنے والے کی طرف سے یا اسکے منظور شدہ اتارنی کی جانب سے تحریر کردہ ہوگی یا اگر مقرر کرنے والا کوئی کارپوریشن ہے تو اس ادارے کی مہر یا ادارے کے اتارنی کی جانب سے۔
- ۵- نائب مقرر کئے جانے کی دستاویز اور مختار نامہ یا کوئی اور اتھارٹی (اگر ہوتو) جس کے تحت اس پر دستخط کئے گئے ہوں، یا اس مختار نامے کی یا اتھارٹی کی نوٹری پبلک سے تصدیق شدہ نقل کمپنی کے ہیڈ آفس ایمرلڈناور، آفس نمبر ۱۱۰، گیارہویں فلور، پلاٹ نمبر جی ۱۹، بلاک ۵، کے ڈی اے امپورٹمنٹ اسکیم نمبر ۵، کلفٹن، کراچی کے پاس میٹنگ کے وقت سے کم از کم اڑتالیس (۲۸) گھنٹے قبل جمع کرائی جائے گی۔
- ۶- مقرر کردہ نائب میٹنگ کے وقت اپنا اصل قومی شناختی کارڈ/ پاسپورٹ پیش کرے گا۔

Fold Here



The Company Secretary

Askari Life Assurance Co. Ltd.

Emerald Tower, Office No. 1104,
11th Floor, Plot G-19, Block 5,
KDA Improvement Scheme No. 5,
Clifton, Karachi.

AFFIX
CORRECT
POSTAGE

Fold Here

Fold Here

Fold Here

Fold Here

Fold Here



askarilife

Jee Lo Har Ghari

Askari Life Assurance Co. Ltd.

Emerald Tower, Office No. 1104, 11th Floor, Plot G-19,
Block 5, KDA Improvement Scheme No. 5, Clifton, Karachi.

Tel: 021 36269941-44 | Fax: 021 3514 7540

UAN: 021-111-225-275 | Email: info@askarilife.com



021-111-225-275



www.askarilife.com