



3rd QUARTERLY REPORT

FOR THE PERIOD ENDED
MARCH 31, 2023

CONTENTS

GOVERNANCE

Company information	02
Directors' review	03

FINANCIAL STATEMENTS

Condensed interim statement of financial position (Un-audited)	06
Condensed interim statement of profit or loss (Un-audited)	07
Condensed interim statement of comprehensive income (Un-audited)	08
Condensed interim statement of Changes in equity (Un-audited)	09
Condensed interim statement of Cash flows (Un-audited)	10
Notes to the condensed interim Financial statements	12

CONSOLIDATED FINANCIAL STATEMENTS

Condensed interim consolidated statement of financial position (Un-audited)	16
Condensed interim consolidated statement of profit or loss account (Un-audited)	17
Condensed interim consolidated statement of Comprehensive income (Un-audited)	18
Condensed interim consolidated statement of changes in equity (Un-audited)	19
Condensed interim consolidated statement of cash flows (Un-audited)	20
Notes to the consolidated condensed interim financial statements (Un-audited)	22

Company Information

Board of Directors

Mr. Imran Azim

(Non-Executive Director/Chairman)

Syed Shahid Ali

(Chief Executive Officer)

Syed Sheharyar Ali

(Executive Director)

Dr. Haroon Latif Khan

(Independent Director)

Dr. Salman Faridi

(Independent Director)

Ms. Sidra Fatima Sheikh

(Independent Director)

Mr. Munir Karim Bana

(Non-Executive Director)

Officers

Chief Executive Officer

Syed Shahid Ali

Group Chief Financial Officer

Mr. Mohammad Mohtashim Aftab

**Group Company Secretary
& Head of Legal**

Ms. Zunaira Dar

Group Head of Internal Audit

Mr. Muhammad Ali

Auditors

M/s Yousuf Adil

Chartered Accountants Lahore

Legal Advisors

Chima & Ibrahim Advocates and Corporate Counsel

Shares Registrar

Corplink (Private) Limited

Wing Arcade, 1-K Commercial, Model Town, Lahore

Tel: 042-35916714

Fax: 042-35839182

Bankers

Habib Bank Limited

Al-Baraka Bank Pakistan Limited

Allied Bank Limited

Askari Bank Limited

Bank Alfalah Limited

BankIslami Pakistan Limited

The Bank of Punjab

Habib Metropolitan Bank Limited

JS Bank Limited

MCB Bank Limited

MCB Islamic Bank Ltd.

Meezan Bank Limited

National Bank of Pakistan

Samba Bank Limited

Silk Bank Limited

The Soneri Bank Limited

The Sindh Bank Limited

United Bank Limited

Faysal Bank Limited

Dubai Islamic Bank Pakistan Limited

Pakistan Kuwait Investment Company (Private) Limited

Registered Office

72-B, Industrial Area, Kot Lakhpat, Lahore

Tel: 042-35830881, 35156567 & 35122296

Fax: 042-35114127 & 35215825

E-Mail: info@treecorp.com

Home Page: www.treecorp.com

Directors' Review

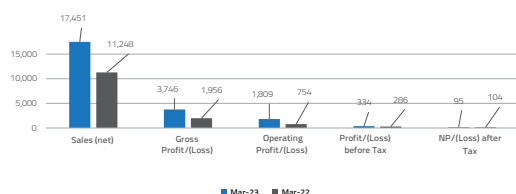
It pleases us to present the financial statements (un-audited) for the 3rd quarter ended on March 31st, 2023.

SUMMARY OF COMPARATIVE FINANCIAL RESULTS – CONSOLIDATED

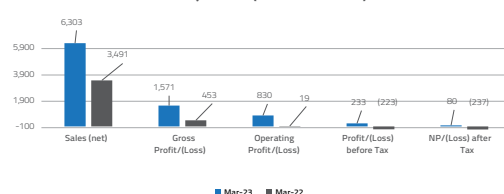
(Rupees in millions)

	Nine Months Ended		% Change (1) over (2)	Quarter Ended		% Change (3) over (4)
	31-Mar-23	31-Mar-22		31-Mar-23	31-Mar-22	
	(1)	(2)		(4)	(1) over (3)	
Sales (net)	17,451	11,248	55%	6,303	3,491	81%
Gross Profit/(Loss)	3,746	1,956	91%	1,571	453	247%
Operating Profit/(Loss)	1,809	754	140%	830	19	4,252%
Profit/(Loss) before Taxation	334	286	17%	233	(223)	204%
Net Profit/(Loss) after Taxation	95	104	(10)%	80	(237)	134%
EPS (in Rupees)	0.53	0.59	(10)%	0.45	(1.35)	134%

TREET GROUP RESULTS
Nine Months (Rs in millions)



TREET GROUP RESULTS
3rd Quarter (Rs in millions)



BUSINESS REVIEW – GROUP RESULTS

For the nine months' period, the Group's turnover was Rs. 17,451 million, registering an increase of Rs. 6,203 million (55%) over the same period of previous year. The increase reflects upside in sales both in terms of value and volume in all segments.

For the nine months' period under review, cost of sale at Rs. 13,705 million is 48% higher compared to last year same period (March 2022: Rs. 9,291 million) which is corresponding to the higher sales. Gross profit at Rs. 3,746 million shows significant improvement of 91% over corresponding period last year (March 2022: Rs. 1,956 million). The improvement is primarily due to increased sales volumes and price rationalization. Rationalization of costs through rigorous cost controlling measures have also played a key role in generating an operating profit of Rs. 1,809 million which shows improvement by 140% over corresponding period last year (March 2022: Rs. 754 million). However, compared to last year same period, net profit almost remains same despite enormous increase in interest rate in monetary policies and capital gains recorded in last year. This level of profit has delivered an EPS of Rs. 0.53 per share compared to Rs. 0.59 per share last year same period.

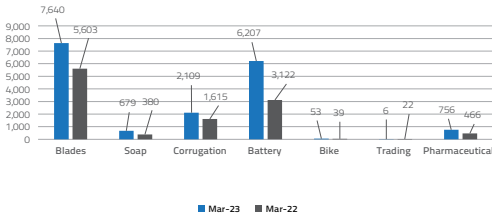
Segment wise sales is as follows:

(Rupees in millions)

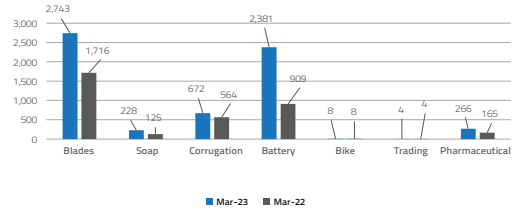
	Sales					
	Nine Months Ended		% Change (1) over (2)	Quarter Ended		% Change (3) over (4)
	31-Mar-23	31-Mar-22		31-Mar-23	31-Mar-22	
(1)	(2)	(3)		(4)		
Blades	7,640	5,603	36%	2,743	1,716	60%
Soap	679	380	79%	228	125	83%
Corrugation	2,109	1,615	31%	672	564	19%
Battery	6,207	3,122	99%	2,381	909	162%
Bike	53	39	34%	8	8	9%
Trading	6	22	-75%	4	4	-4%
Pharmaceutical	756	466	62%	266	165	61%
Total	17,451	11,248	55%	6,303	3,491	81%

Directors' Review

Treet Group Sales
Nine Months (Rs. in millions)



Treet Group Sales
3rd Quarter (Rs. in millions)

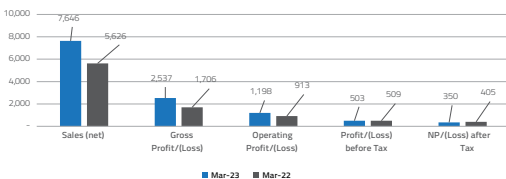


SUMMARY OF COMPARATIVE FINANCIAL RESULTS – UNCONSOLIDATED (TCL)

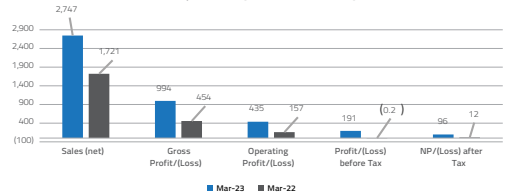
(Rupees in millions)

	Nine Months Ended		% Change	Quarter Ended		% Change
	31-Mar-23	31-Mar-22		31-Mar-23	31-Mar-22	
	(1)	(2)	(1) over (2)	(3)	(4)	(3) over (4)
Sales (net)	7,646	5,626	36%	2,747	1,721	60%
Gross Profit/(Loss)	2,537	1,706	49%	994	454	119%
Operating Profit/(Loss)	1,198	913	31%	435	157	177%
Profit/(Loss) before Taxation	503	509	(1)%	191	(0.2)	-
Net Profit/(Loss) after Taxation	350	405	(14)%	96	12	717%
EPS (in Rupees)	1.96	2.31	(15)%	0.55	0.07	686%

TCL FINANCIAL RESULTS
Nine Months (Rs in millions)



TCL FINANCIAL RESULTS
3rd Quarter (Rs in millions)



TREET CORPORATION LIMITED (TCL)

Treet Corporation Limited is a flagship project of the Group and is engaged in manufacturing and sales of blades and razors. For the nine months' period, the turnover was Rs. 7,646 million, registering an increase of 35.91% over the same period of last year. Out of the total sales 35% represents export sales which has also increase by 45% over the same period last year. Gross profit at Rs. 2,537 million shows an increase of 48.75% to same period last year (March 2022: Rs. 1,706 million). Operating Profit at Rs. 1,198 million shows an improvement of 31.21% over corresponding last year same period. Profit after tax is Rs. 350 million which has been decreased by 13.7% compared to last year same period (March 2022: Rs. 405 million). This decline is primarily attributable to massive increase in financing cost due policy rate increase, and in last year capital gain on sale of immovable property was recorded.

FIRST TREET MANUFACTURING MODARABA (FTMM)

FTMM has shown a very substantial improvement in all its entities. For the nine months period, the turnover was Rs. 9,060 million, registering an increase of Rs. 3,896 million (75.44%) over the same period of previous year. The increase in turnover is mainly attributable to increase in sales both in terms of value and volume in all its entities. The gross profit has shown a significant increase of Rs. 906 m (510%) over the last year same period. During the period through price rationalization rigorous cost controlling measures, modaraba has registered an operating profit of Rs. 542m compared to a loss of Rs. 192m in the same period last year.

However, due to increase in mark up rates in monetary policies resulted in a Net Loss of Rs. 179 million (March 2022: Net Loss is Rs. 326). During the corresponding period last year there was a gain on disposal of immovable property to Rs. 201 million. This level of loss has delivered a Loss per Certificate of Rs. 0.20 compared to Rs. 0.37 per Certificate last year same period

RENACON PHARMA LIMITED (RPL)

The net revenue for the period is Rs. 756 million which has increased by 62% as compared last year same period (March 2022: 291 million). Gross profit at Rs. 132 million shows significant improvement of 1.72% over corresponding last same period (March 2022: Rs. 129 million). The improvement is primarily due to increased sales volumes and price rationalization. Profit after tax is Rs. 23 million compared to profit after tax of Rs. 17 million last year same period.

DEMERGER OF BATTERY SEGMENT

The Modaraba is in the process of demerging, transferring and vesting of the battery segment and business into Treet Battery Limited (TBL). During the period the Honorable Lahore High Court (LHC) has approved the scheme of arrangement for demerger of battery segment and consequent all assets and liabilities of the battery segment are held for transfer to TBL.

The battery segment and its business shall be separated from the Modaraba and shall be transferred to and vested in TBL subsequent to the period end on 1st April 2023. The transfer and vesting of the battery segment and its business shall be free from all mortgages, charges or other encumbrances.

ACKNOWLEDGEMENTS

We place on record our gratitude to our valued customers for their confidence in our products and pledge to provide them the best quality by continually improving our products. We would also like to thank all our colleagues, management and factory staff who are strongly committed to their work as the success of your Company is built around their efforts. We also thank our shareholders for their confidence in our Company and assure them that we are committed to do our best to ensure best rewards for their investment in the Company.

On behalf of Board of Directors



Imran Azim
Chairman



Syed Shahid Ali
Chief Executive Officer

LAHORE
April 26, 2023


Condensed interim statement of financial position (Un-audited)

As At March 31, 2023

	Note	March 2023 Un-audited (Rupees in thousand)	30 June 2022 Audited
NON-CURRENT ASSETS			
Property, plant and equipment		7,487,544	7,680,003
Long term investments		11,467,835	11,467,835
Long term security deposits		39,367	26,226
		18,994,746	19,174,064
Current assets			
Stores and spares		301,065	295,269
Stock in trade		2,479,274	1,975,521
Trade debts - unsecured considered good		325,962	161,603
Short term investments		98,467	98,894
Loans, advances, deposits, prepayments and other receivables		4,348,710	3,586,305
Cash and bank balances		520,660	266,399
		8,074,138	6,383,991
Current liabilities			
Current portion of long term liabilities		29,101	86,551
Short term borrowings		5,364,477	6,943,813
Trade and other payables		2,286,583	1,428,065
Provision for taxation		187,030	141,271
		7,867,191	8,599,700
Net current assets		206,947	(2,215,709)
Non-current liabilities			
Long term deposits		9,354	5,603
Long term loans		2,262,261	778,598
Liability against right of use asset		21,639	13,405
Deferred liabilities		1,049,026	1,130,900
		3,342,280	1,928,506
Contingencies and commitments	5	-	-
Net assets		15,859,413	15,029,849
FINANCED BY:			
Issued, subscribed and paid-up capital		1,787,211	1,787,211
Reserves		5,172,461	5,172,461
Unappropriated profit / (loss)		3,273,840	2,808,409
Surplus on revaluation of fixed assets		5,145,901	5,261,768
Loan from Director		480,000	-
		15,859,413	15,029,849

The attached notes 1 to 10 form an integral part of these condensed interim financial statements.

LAHORE
April 26, 2023


Syed Shahid Ali
Chief Executive Officer


Mohtashim Aftab
Group Chief Financial Officer



Syed Sheharyar Ali
Director

Condensed interim statement of profit or loss account (Un-audited)

For the period ended March 31, 2023

	Note	9 Months ended		Quarter ended	
		July to March 2023 (Rupees in thousand)	July to March 2022 (Rupees in thousand)	January to March 2023 (Rupees in thousand)	January to March 2022 (Rupees in thousand)
Revenue -Net	6	7,645,879	5,625,599	2,747,487	1,720,584
Cost of revenue	7	(5,108,602)	(3,919,916)	(1,753,777)	(1,266,497)
Gross Profit / (Loss)		2,537,277	1,705,683	993,710	454,087
Administrative expenses		(536,185)	(359,599)	(200,302)	(121,152)
Distribution cost		(803,146)	(433,097)	(358,554)	(175,910)
		(1,339,331)	(792,696)	(558,856)	(297,062)
Operating Profit / (Loss)		1,197,946	912,987	434,854	157,025
Other income		278,009	100,884	114,460	45,139
		1,475,955	1,013,871	549,314	202,164
Financial expenses		(976,188)	(465,771)	(349,662)	(200,880)
		499,767	548,100	199,652	1,284
Workers' Profit Participation Fund		1,494	(28,823)	(3,011)	(1,468)
Workers' Welfare Fund		1,400	(10,383)	(6,051)	-
		2,894	(39,206)	(9,062)	(1,468)
Profit / (Loss) before taxation		502,661	508,894	190,590	(184)
Taxation		(153,097)	(103,512)	(94,099)	11,996
Profit / (Loss) after taxation		349,564	405,382	96,491	11,812
Earnings / (Loss) per share		1.96	2.31	0.55	0.07

The attached notes 1 to 10 form an integral part of these condensed interim financial statements.

LAHORE
April 26, 2023

Syed Shahid Ali
 Chief Executive Officer


Mohtashim Aftab
 Group Chief Financial Officer


Syed Sheharyar Ali
 Director

Condensed interim statement of comprehensive income (Un-audited)


For the period ended March 31, 2023

	9 Months ended		Quarter ended	
	July to March 2023 (Rupees in thousand)	July to March 2022	January to March 2023 (Rupees in thousand)	January to March 2022
Profit after taxation	349,564	405,382	96,491	11,812
Other comprehensive income				
Available for sale financial assets				
Transfer to profit and loss account on disposal	-	-	-	-
	-	-	-	-
Total comprehensive income for the period	349,564	405,382	96,491	11,812

Appropriations have been reflected in the statement of changes in equity.

The attached notes 1 to 10 form an integral part of these condensed interim financial statements.

LAHORE
April 26, 2023


Syed Shahid Ali
Chief Executive Officer


Mohtashim Aftab
Group Chief Financial Officer



Syed Shehryar Ali
Director

Condensed Interim statement of changes in equity (Un-audited)

For the period ended March 31, 2023

	Share Capital	Capital reserve	Surplus on revaluation of fixed assets	General reserve	Unappropriated Profit	Loan from Director	Total
------(Rupees in thousand)-----							
Balance as on June 30, 2021 as previously reported	1,748,343	4,850,324	5,332,251	266,400	2,101,491	-	14,298,809
Issuance of shares under employee share option scheme (ESOS)	38,868	55,736	-	-	-	-	94,604
Total comprehensive income for the period	-	-	-	-	405,382	-	405,382
Incremental depreciation transferred from surplus on revaluation of property, plant and equipment	-	-	(14,934)	-	14,934	-	-
Final dividend for the year ended June 30, 2021	-	-	-	-	(174,833)	-	(174,833)
Balance as on March 31, 2022	1,787,211	4,906,060	5,317,317	266,400	2,346,974	-	14,623,962
Balance as on June 30, 2022	1,787,211	4,906,061	5,261,768	266,400	2,808,409	-	15,029,849
Issuance of shares by way of right	-	-	-	-	-	-	-
Loan from Director	-	-	-	-	-	480,000	480,000
Total comprehensive income for the period	-	-	-	-	349,564	-	349,564
Incremental depreciation transferred from surplus on revaluation of property, plant and equipment	-	-	(115,867)	-	115,867	-	-
Balance as on March 31, 2023	1,787,211	4,906,061	5,145,901	266,400	3,273,840	480,000	15,859,413

The attached notes 1 to 10 form an integral part of these condensed interim financial statements.

LAHORE
April 26, 2023

Syed Shahid Ali
 Chief Executive Officer


Mohtashim Aftab
 Group Chief Financial Officer


Syed Shehryar Ali
 Director

Condensed interim statement of cash flows (Un-audited)

For the period ended March 31, 2023

	July to March 2023	July to March 2022
	(Rupees in thousand)	
CASH FLOWS FROM OPERATING ACTIVITIES		
Profit / (Loss) before taxation	502,661	508,894
Adjustments for non-cash items:		
Financial charges for the period	976,188	465,771
Depreciation on property, plant and equipment	276,394	314,240
Provision for gratuity	-	33,068
Provision for superannuation fund scheme	-	26,227
Profit on bank deposits	(8,546)	(5,922)
Profit on disposal of investment held for trading	443	(6,918)
Employees share option scheme (ESOS)	-	-
Dividend income	(895)	(3,135)
Profit on disposal of long term investment		(1,304)
Provision for WPPF and WWF	(2,894)	39,206
(Gain)/Loss on sale of fixed assets	(7,715)	(17,593)
	1,232,975	843,640
Operating profit / (loss) before working capital changes	1,735,636	1,352,534
(Increase) / decrease in current assets:		
Stores and spares	(5,796)	(26,203)
Stock-in-trade	(503,753)	(67,735)
Trade debts	(164,358)	(252,107)
Short term investments	(16)	(1,494)
Loans, advances, deposits, prepayments and other receivables	(706,869)	(915,762)
	(1,380,792)	(1,263,301)
Increase / (decrease) in operating liabilities:		
Loan from director	-	-
Trade and other payables	1,070,651	(398,432)
Cash generated from / (used in) from operations	1,425,495	(309,199)
Financial charges paid	(857,298)	(452,259)
Taxes paid	(45,116)	(93,909)
WPPF and WWF	13,320	(66,585)
Payment to gratuity fund	-	(140,862)
Payment to superannuation fund	-	(133,850)
	(889,094)	(887,465)
Net cash inflow/(outflow) from operating activities	536,401	(1,196,664)


Condensed interim cash flow statement (Un-audited)

For the period ended March 31, 2023

	July to March 2023	July to March 2022
	(Rupees in thousand)	
CASH FLOWS FROM INVESTING ACTIVITIES		
Capital expenditure incurred	(85,044)	(171,647)
Proceeds from sale of fixed assets	8,824	26,584
Long term investments	(1)	4,108
Long term deposits	(13,141)	272,017
Profit received on bank deposits	8,546	5,922
Dividend received	895	3,135
Net cash inflow/(outflow) from investing activities	(79,921)	140,119
CASH FLOWS FROM FINANCING ACTIVITIES		
Payment of lease obligation	8,234	(5,390)
Share capital	-	38,868
Share premium	-	55,736
Modaraba Certificates	-	-
Participation term finance certificates	(29,101)	-
Deferred income	-	-
Long Term Loan	1,447,080	643,698
Loan from director	480,000	-
Long Term Deposits	3,750	2,140
Dividend paid	(52)	(174,840)
Net cash generated from financing activities	1,909,911	560,212
NET INCREASE / (DECREASE) IN CASH AND CASH EQUIVALENTS	2,366,391	(496,333)
CASH AND CASH EQUIVALENTS AT BEGINNING OF THE PERIOD	(7,210,208)	(5,525,731)
CASH AND CASH EQUIVALENTS AT END OF THE PERIOD	(4,843,817)	(6,022,064)
CASH AND CASH EQUIVALENTS		
Cash and bank balances	520,660	250,932
Finance under mark-up arrangements	(5,364,477)	(6,272,996)
	(4,843,817)	(6,022,064)

The attached notes 1 to 10 form an integral part of these condensed interim financial statements.

LAHORE
April 26, 2023


Syed Shahid Ali
Chief Executive Officer


Mohtashim Aftab
Group Chief Financial Officer


Syed Sheharyar Ali
Director

Notes to the condensed interim financial statements (Un-audited)

For the period ended March 31, 2023

1. STATUS AND NATURE OF THE BUSINESS

Treet Corporation Limited ("the Company") was incorporated in Pakistan on 22 January 1977 as a Public Limited Company under the Company's Act 1913 (now Companies Ordinance 1984). Its shares are listed on Pakistan Stock Exchange Limited. The principal activity of the Company is to manufacture and sale of razors and razor blades along with other trading activities. The registered office of the Company is situated at 72-B, Industrial Area, Kot Lakhpat, Lahore.

2. BASIS OF PREPARATION

These unconsolidated financial statements have been prepared in accordance with the accounting and reporting standards as applicable in Pakistan. The accounting and reporting standards applicable in Pakistan comprise of:

- International Financial Reporting Standards (IFRSs) issued by the International Accounting Standards Board (IASB) as are notified under the provisions of the Companies Act, 2017
- Islamic Financial Accounting Standards (IFAS) issued by the Institute of Chartered Accountants of Pakistan as notified under the Companies Act, 2017
- Provisions of and directives issued under the Companies Act, 2017

Where provisions of and directives issued under the Companies Act, 2017 differ from the IFRS Standards, the provisions of and directives issued under the Companies Act, 2017 have been followed.

These condensed interim unconsolidated financial statements comprise the condensed interim unconsolidated statement of financial position of the Company as at 31 March 2023 and the related condensed interim unconsolidated statement of profit or loss, condensed interim unconsolidated statement of comprehensive income, condensed interim unconsolidated statement of changes in equity and condensed interim unconsolidated statement of cash flows together with the notes forming part thereof.

These condensed interim unconsolidated financial statements are being submitted to the shareholders as required by section 237 of the Companies Act, 2017 and are un-audited as required by Code of Corporate Governance.

These condensed interim unconsolidated financial statements do not include all of the information required for annual financial statements and should be read in conjunction with the annual unconsolidated financial statements as at and for the year ended 30 June 2022. Selected explanatory notes are included to explain events and transactions that are significant to and understanding of the changes in the Company's financial position and performance since the last financial statements.

Comparative unconsolidated statement of financial position's numbers are extracted from the annual audited unconsolidated financial statements of the Company for the year ended 30 June 2022, whereas comparative unconsolidated profit or loss, statement of comprehensive income, cash flow statement and statement of changes in equity are stated from unaudited condensed interim unconsolidated financial statements of the Company for the 9 months period ended 31 March 2023.

Notes to the condensed interim financial statements (Un-audited)

For the period ended March 31, 2023

3. ACCOUNTING POLICIES

Accounting policies adopted for the preparation of these condensed financial statements are the same as those applied in the preparation of the financial statements of the Company for the year ended 30 June 2022 except for the adoption of new standards effective.

4. ESTIMATES

The preparation of condensed Interim financial information requires management to make judgments, estimates and assumptions that affect the application of accounting policies and reported amounts of assets and liabilities, income and expense. Actual results may differ from these estimates. The significant judgments made by management in applying the Company's accounting policies and the key sources of estimates uncertainty were the same as those that applied to the financial statements for the year ended 30 June 2022.

The provision for taxation for the period has been made on an estimated basis.

5. CONTINGENCIES AND COMMITMENTS

There are no significant changes in the contingent liabilities and commitments since the last audited published financial statements.

	9 Months ended		Quarter year ended	
	July to March 2023 (Rupees in thousand)	July to March 2022	January to March 2023 (Rupees in thousand)	January to March 2022
6. REVENUE - Net				
Blades - local	4,972,281	3,759,037	1,896,856	1,220,541
Blades - export	2,667,958	1,844,240	846,344	495,576
	7,640,239	5,603,277	2,743,200	1,716,117
Trading income	5,640	22,322	4,287	4,467
	7,645,879	5,625,599	2,747,487	1,720,584
7. COST OF REVENUE				
Blades operation	(5,105,135)	(3,901,270)	(1,751,107)	(1,263,468)
Trading activity	(3,467)	(18,646)	(2,670)	(3,029)
	(5,108,602)	(3,919,916)	(1,753,777)	(1,266,497)

Notes to the condensed interim financial statements (Un-audited)

For the period ended March 31, 2023

		9 Months ended	
		July to March 2023	July to March 2022
		(Rupees in thousand)	
8.	TRANSACTIONS WITH RELATED PARTIES		
	Subsidiary		
	- Purchases and services received	68,593	69,898
	- Goods sold and services rendered	-	8,382
	Associates		
	- Purchases and services received	784,286	481,285
	- Goods sold and services rendered	-	212,815


The Company enters into transactions with related parties on an arm's length basis. Prices for transactions with related parties are determined using admissible valuation methods.

9. These unaudited condensed interim financial statements were authorized for issue by the board of directors on April 26, 2023.

10. GENERAL

10.1 Amounts have been rounded off to thousand rupees.

LAHORE
April 26, 2023


Syed Shahid Ali
Chief Executive Officer


Mohtashim Aftab
Group Chief Financial Officer


Syed Sheharyar Ali
Director

CONSOLIDATED

—

FINANCIAL STATEMENTS

For the period ended March 31, 2023


Condensed interim consolidated statement of financial position (Un-audited)

As at March 31, 2023

	Note	March 2023 Un-audited (Rupees in thousand)	June 2022 Audited
NON-CURRENT ASSETS			
Property, plant and equipment		17,241,658	17,182,451
Long term investments		681,191	759,543
Long term loans and deposits		126,497	105,686
		18,049,346	18,047,680
Current assets			
Stores and spares		443,136	414,996
Stock-in-trade		4,384,895	3,221,925
Trade debts - unsecured considered good		1,613,758	1,093,735
Short term investments		101,941	102,368
Loans, advances, deposits, prepayments and other receivables		1,887,854	1,995,629
Cash and bank balances		754,353	599,997
		9,185,937	7,428,650
Current liabilities			
Current portion of long term liabilities		36,253	107,541
Short term borrowings		7,961,398	9,988,070
Trade and other payables		4,418,847	2,877,404
Provision for taxation		315,650	255,305
		12,732,148	13,228,320
Net current assets		(3,546,211)	(5,799,670)
Non-current liabilities			
Long term deposits		9,353	5,603
Long term loans		3,316,636	1,023,973
Liability against right of use asset		42,118	32,368
Deferred liabilities		1,372,927	1,516,708
		4,741,034	2,578,652
Contingencies and commitments	5	-	-
Net assets		9,762,101	9,669,358
FINANCED BY:			
Issued, subscribed and paid-up capital		1,787,211	1,787,211
Reserves		5,895,681	5,895,681
Unappropriated profit / (loss)		(4,506,554)	(4,820,401)
Surplus on revaluation of fixed assets		6,276,094	6,495,360
SHARE HOLDERS' EQUITY		9,452,432	9,357,851
Minority Interest		309,669	311,507
		9,762,101	9,669,358

The attached notes 1 to 10 form an integral part of this condensed interim financial statements.

LAHORE
April 26, 2023


Syed Shahid Ali
Chief Executive Officer


Mohtashim Aftab
Group Chief Financial Officer



Syed Sheharyar Ali
Director

Condensed interim consolidated statement of profit or loss account (Un-audited)

For the period ended March 31, 2023

	Note	9 Months ended		Quarter ended	
		July to March 2023	July to March 2022	January to March 2023	January to March 2022
		(Rupees in thousand)		(Rupees in thousand)	
Revenue -Net	6	17,450,979	11,247,777	6,303,094	3,490,539
Cost of revenue	7	(13,705,338)	(9,291,293)	(4,731,977)	(3,037,575)
Gross profit		3,745,641	1,956,484	1,571,117	452,964
Administrative expenses		(608,032)	(424,387)	(219,952)	(134,399)
Distribution cost		(1,328,955)	(778,114)	(520,894)	(299,488)
		(1,936,987)	(1,202,501)	(740,846)	(433,887)
Operating Profit / (Loss)		1,808,654	753,983	830,271	19,077
Other income / (expense)		(82,996)	294,777	(105,249)	44,093
		1,725,658	1,048,760	725,022	63,170
Financial expenses		(1,326,181)	(753,442)	(456,719)	(295,761)
Share of profit / (loss) of associate		(67,895)	29,720	(26,268)	10,591
		331,582	325,038	242,035	(222,000)
Workers' Profit Participation Fund		1,404	(28,823)	(3,011)	(1,468)
Workers' Welfare Fund		707	(10,383)	(6,470)	-
		2,111	(39,206)	(9,481)	(1,468)
Profit / (Loss) before taxation		333,693	285,832	232,554	(223,468)
Taxation					
- Group		(219,271)	(164,986)	(142,855)	(8,496)
- Associated company		(11,453)	(18,604)	(6,503)	(6,953)
Profit / (Loss) after taxation		102,969	102,242	83,196	(238,917)
(Profit) / Loss attributable to minority interest		(8,388)	1,473	(3,420)	1,643
Profit/(Loss) attributable to group		94,581	103,715	79,776	(237,274)
Earnings / (Loss) per share		0.53	0.59	0.45	(1.35)

The attached notes 1 to 10 form an integral part of this condensed interim financial statements.

LAHORE
April 26, 2023


Syed Shahid Ali
Chief Executive Officer



Mohtashim Aftab
Group Chief Financial Officer



Syed Sheharyar Ali
Director


Condensed interim consolidated statement of comprehensive income (Un-audited)
For the period ended March 31, 2023

	9 Months ended		Quarter ended	
	July to March 2023 (Rupees in thousand)	July to March 2022	January to March 2023 (Rupees in thousand)	January to March 2022
Profit / (loss) after taxation	94,581	103,715	79,776	(237,274)
Remeasurement of defined benefit obligation - net of tax				
Other comprehensive income				
Available for sale financial assets				
Fair value adjustment	-	-	-	-
	-	-	-	-
Total comprehensive income / (loss) for the period	94,581	103,715	79,776	(237,274)

Appropriations have been reflected in the statement of changes in equity.

The attached notes 1 to 10 form an integral part of this condensed interim financial statements.

LAHORE
April 26, 2023


Syed Shahid Ali
Chief Executive Officer


Mohtashim Aftab
Group Chief Financial Officer



Syed Sheharyar Ali
Director

Condensed interim consolidated statement of changes in equity (Un-audited)
For the period ended March 31, 2023

	Share Capital	Advance against issue of share capital	Capital Reserve	Fair Value Reserve	Statutory Reserve	Surplus on revaluation of land buildings - net of tax	Employee stock option compensation reserve	General Reserve	Unappropriated Profit	Total
------(Rupees in thousand)-----										
Balance as on June 30, 2021 as previously reported	1,748,343	-	5,061,603	-	511,941	6,775,227	-	266,400	(4,567,281)	9,796,233
Issuance of shares under employee share option scheme (ESOS)	38,868	-	55,736	-	-	-	-	-	-	94,604
Total comprehensive income for the period	-	-	-	-	-	-	-	-	103,715	103,715
Incremental depreciation transferred from surplus on revaluation of property, plant and equipment	-	-	-	-	-	(47,043)	-	-	47,043	-
Incremental depreciation transferred from surplus on revaluation of property, plant and equipment due to sale	-	-	-	-	-	(144,951)	-	-	144,951	-
Final dividend for the year ended June 30, 2021	-	-	-	-	-	-	-	-	(174,833)	(174,833)
Balance as on March 31, 2022	1,787,211	-	5,117,339	-	511,941	6,583,233	-	266,400	(4,446,405)	9,819,719
Balance as on June 30, 2022	1,787,211	-	5,117,340	-	511,941	6,495,360	-	266,400	(4,820,401)	9,357,851
Total comprehensive income for the period	-	-	-	-	-	-	-	-	94,581	94,581
Transferred from surplus on revaluation of property, plant and equipment due to sale	-	-	-	-	-	-	-	-	-	-
Incremental depreciation transferred from surplus on revaluation of property, plant and equipment	-	-	-	-	-	(219,266)	-	-	219,266	-
Balance as on March 31, 2023	1,787,211	-	5,117,340	-	511,941	6,276,094	-	266,400	(4,506,554)	9,452,432

The attached notes 1 to 10 form an integral part of this condensed interim financial statements.

LAHORE
April 26, 2023


Syed Shahid Ali
Chief Executive Officer


Mohtashim Aftab
Group Chief Financial Officer


Syed Sheharyar Ali
Director

Condensed interim consolidated statement of cash flows (Un-audited)

For the period ended March 31, 2023

	July to March 2023	July to March 2022
	(Rupees in thousand)	
CASH FLOW FROM OPERATING ACTIVITIES		
Profit / (Loss) before taxation	333,693	285,832
Adjustments for non-cash items :		
Financial charges for the period	1,326,181	753,442
Depreciation on property, plant and equipment	516,901	554,230
Provision for gratuity	-	33,068
Provision for superannuation fund scheme	-	26,227
Profit on bank deposits	(23,510)	(13,598)
Profit on disposal of investment held for trading	442	(6,919)
Profit on disposal of available for sale investment	-	1,853
Share of profit from associated company	67,895	(29,720)
Dividend income	(895)	(3,136)
Provision for WPPF and WWF	(2,111)	39,206
(Gain)/Loss on sale of fixed assets	(7,749)	(220,191)
	1,877,154	1,134,462
Operating profit / (loss) before working capital changes	2,210,847	1,420,294
(Increase) / decrease in current assets :		
Stores and spares	(28,140)	(63,046)
Stock-in-trade	(1,162,970)	81,978
Trade debts	(520,023)	(762,665)
Short term investments	(15)	56,843
Loans, advances, deposits, prepayments and other receivables	249,378	(749,325)
	(1,461,770)	(1,436,215)
Increase / (decrease) in operating liabilities:		
Trade and other payables	1,416,929	(210,263)
Cash generated from / (used in) from operations	2,166,006	(226,184)
Financial charges paid	(1,211,449)	(721,325)
Taxes paid	(207,801)	349,722
WPPF and WWF	11,945	(67,790)
Payment to gratuity fund	(27,439)	(140,943)
Payment to superannuation fund	(48,224)	(133,766)
	(1,482,968)	(714,102)
Net cash inflow/(outflow) from operating activities	683,038	(940,286)


Condensed interim consolidated statement of cash flows (Un-audited)

For the period ended March 31, 2023

	July to March 2023	July to March 2022
	(Rupees in thousand)	
CASH FLOWS FROM INVESTING ACTIVITIES		
Capital expenditure incurred	(524,585)	(312,914)
Proceeds from sale of fixed assets	9,078	630,164
Long term investments	10,457	69,053
Long term deposits	(20,811)	268,703
Profit received on bank deposits	23,510	13,598
Dividend received	895	3,136
Net cash inflow/(outflow) from investing activities	(501,456)	671,740
CASH FLOW FROM FINANCING ACTIVITIES		
Payment of lease obligation	9,750	(31,819)
Long Term Loan	1,741,375	636,547
Loan from director	480,000	-
Long Term Deposits	3,750	2,138
Dividend paid	(52)	(174,839)
Net cash inflow/(outflow) from financing activities	2,234,823	432,027
NET INCREASE/(DECREASE) IN CASH AND CASH EQUIVALENTS	2,416,405	163,481
CASH AND CASH EQUIVALENTS AT THE BEGINNING OF THE PERIOD	(9,385,532)	(9,475,134)
CASH AND CASH EQUIVALENTS AT END OF THE PERIOD	(6,969,127)	(9,311,653)
CASH AND CASH EQUIVALENTS		
Cash and bank balances	754,353	650,177
Finance under mark-up arrangements	(7,723,480)	(9,961,830)
	(6,969,127)	(9,311,653)

The annexed notes 1 to 10 form an integral part of these condensed interim unconsolidated financial statements.

LAHORE
April 26, 2023


Syed Shahid Ali
Chief Executive Officer


Mohtashim Aftab
Group Chief Financial Officer


Syed Sheharyar Ali
Director

Notes to the consolidated condensed interim financial statements (Un-audited)

For the period ended March 31, 2023

1. STATUS AND NATURE OF THE BUSINESS

The Group comprises:

Holding Company

Treet Corporation Limited (TCL)

Subsidiary Companies / Undertakings

Treet Holdings Limited (THL)

First Treet Manufacturing Modaraba (FTMM)

Treet HR Management (Private) Limited (THRM)

Treet Power Limited (TPL)

Renacon Pharma Limited (RPL)

Treet Battery Limited (TBL)

- 1.1 Treet Corporation Limited (the holding Company) was incorporated in Pakistan on 22 January 1977 as a Public Limited Company under the Companies Act, 1913. Its shares are listed on Pakistan Stock Exchange Limited. The principal activity of the holding company is to manufacture and sell razors and razor blades along with other trading activities. The registered office of the holding company is situated at 72-B, Industrial Area Kot Lakhpat, Lahore.
- 1.2 Treet Holdings Limited was incorporated in Pakistan on 21 October 2004 as a Private Limited Company under the Companies Ordinance, 1984. Global Econo Trade Limited commenced its commercial operations from 01 January 2005. The principal activity of the company is the business of manufacturing and sale of bikes. The company was converted into Public Limited Company (unlisted), and the name and objects of the company have also been changed from that of Global Econo Trade (Private) Limited to Treet Holdings Limited w.e.f June 03, 2015 after complying with the legal formalities. Its registered office is situated at 72 - B, Industrial Area Kot Lakhpat, Lahore.
- 1.3 First Treet Manufacturing Modaraba ("the Modaraba") is a multipurpose, perpetual and multi dimensional Modaraba formed on 27 July 2005 under the Modaraba Companies and Modaraba (Floatation and Control) Ordinance, 1980 and rules framed there-under and is managed by Treet Holdings Limited (a wholly owned subsidiary of Treet Corporation Limited), incorporated in Pakistan under the repealed Companies Ordinance, 1984 (now Companies Act, 2017) and registered with the Registrar of Modaraba Companies. The registered office of the Modaraba is situated at 72 - B, Kot Lakhpat, Industrial Area, Lahore. The Modaraba is listed on Pakistan Stock Exchange Limited. The Modaraba is engaged in the manufacture and sale of corrugated boxes, soaps and batteries.
- 1.4 Treet HR Management (Private) Limited was incorporated in Pakistan on September 18, 2006 as a Private Limited Company under the Companies Ordinance, 1984. The company is engaged in the business of rendering professional & technical services and providing related workforce to the host companies / customers under service agreements. The name of the company has been changed from TCL Labor-Hire Company (Private) Limited to Treet HR Management (Private) Limited with effect from December 31, 2014 after complying with the legal formalities. The registered office of the company is situated at 72-B, Industrial Area, Kot Lakhpat, Lahore. The company is a wholly owned subsidiary of Treet Holdings Limited, which is also a wholly owned subsidiary of Treet Corporation Limited - an ultimate parent, a listed company.
- 1.5 Treet Power Limited was incorporated on 20 November 2007 in Pakistan as an unquoted Public Limited Company under the Companies Ordinance, 1984. At present Treet Power Limited is planning to set up an electric power generation project for generating, distribution and selling of electric power. Its registered office is situated at 72-B, Industrial Area Kot Lakhpat, Lahore.

Notes to the consolidated condensed interim financial statements (Un-audited)

For the period ended March 31, 2023

- 1.6 Renacon Pharma Limited (RPL) was incorporated on 07 July 2009 as a Private Limited Company under the Companies Ordinance, 1984. The company was converted into Public Limited Company (unlisted) on 27 January 2017 after complying with the legal formalities. The Company engaged in the business of manufacturing of all types of formulations of Hemodialysis Concentrate in powder and solution form for all brands of machines. Treet Corporation Limited has acquired 58.16% equity stake in the company on 18 January 2017. The registered office of the company is situated at 72-B, Industrial Area, Kot Lakhpat, Lahore.
- 1.7 Treet Battery Limited was incorporated on 22 February 2019 in Pakistan under the Companies Act, 2017 and in the process of initiating its operations by the period end. The Company will carry out business as manufacturers, assemblers, processors, producers, suppliers, sellers, importers, exporters, makers, fabricators and dealers in all batteries including but not limited to lead acid batteries, deep cycle batteries, lithium batteries, nickel cadmium batteries, nickel metal hydride batteries, absorbed glass mat (AGM) batteries, Gel batteries used in or required for industrial, transport, commercial and domestic and any other purpose. The registered office of the Company is situated at 72-B, Industrial Area, Kot Lakhpat, Lahore.

2. BASIS OF PREPARATION

These condensed interim financial statements are un-audited and has been prepared in accordance with the requirements of the approved Accounting Standards as applicable in Pakistan relating to Interim Financial Reporting. These condensed interim financial statements do not include all the information required for full annual financial statements, and should be read in conjunction with the financial statements of the Company for the year ended 30 June 2022.

3. ACCOUNTING POLICIES

The accounting policies and the methods of computation adopted in the preparation of these condensed interim financial statements are the same as those applied in preparation of the financial statements for the year ended 30 June 2022.

4. ESTIMATES

The preparation of condensed Interim financial statements requires management to make judgments, estimates and assumptions that affect the application of accounting policies and reported amounts of assets and liabilities, income and expense. Actual results may differ from these estimates. The significant judgments made by management in applying the Company's accounting policies and the key sources of estimates uncertainty were the same as those that applied to the financial statements for the year ended 30 June 2022.

5. CONTINGENCIES AND COMMITMENTS

There is no material change in the position of contingent liabilities since the last audited published financial statements.

Notes to the consolidated condensed interim financial statements (Un-audited)

For the period ended March 31, 2023

	9 Months ended		Quarter ended	
	July to March 2023	July to March 2022	January to March 2023	January to March 2022
------(Rupees in thousand)-----				
6. REVENUE - Net				
Blades	7,640,239	5,603,277	2,743,200	1,716,117
Soaps	679,486	380,255	227,836	124,634
Packaging products	2,109,120	1,615,176	672,457	563,612
Batteries	6,207,319	3,121,618	2,380,548	908,746
Motor bike project	52,680	39,317	8,417	7,718
Trading operation	5,640	22,322	4,287	4,467
Pharmaceutical products	756,495	465,812	266,349	165,245
	17,450,979	11,247,777	6,303,094	3,490,539
7. COST OF REVENUE				
Blades	(5,063,283)	(3,861,030)	(1,743,112)	(1,248,535)
Soaps	(585,062)	(347,359)	(202,323)	(115,856)
Packaging products	(2,048,713)	(1,566,174)	(658,096)	(561,986)
Batteries	(5,342,623)	(3,070,173)	(1,902,833)	(961,488)
Motor bike project	(59,846)	(48,179)	(10,583)	(10,319)
Trading operation	(3,467)	(13,964)	(5,792)	(1,469)
Pharmaceutical products	(602,344)	(384,414)	(209,238)	(137,922)
	(13,705,338)	(9,291,293)	(4,731,977)	(3,037,575)

8. TRANSACTIONS WITH RELATED PARTIES

The Company enters into transactions with related parties in the normal course of business on an arm's length basis. Prices for transactions with related parties are determined using admissible valuation methods.


	9 Months ended	
	July to March 2023	July to March 2022
(Rupees in thousand)		
Purchases and services received	1,037,637	540,944
Goods sold and services rendered	40,480	245,741

9. These unaudited condensed interim financial statements were authorized for issue by the board of directors on April 26, 2023.

10. GENERAL

Amounts have been rounded off to thousand rupees.

LAHORE
April 26, 2023


Syed Shahid Ali
Chief Executive Officer


Mohtashim Aftab
Group Chief Financial Officer


Syed Sheharyar Ali
Director



treetonline.com

HEAD OFFICE

72-B, Industrial Area Kot Lakhpat,
Lahore - 54770, Pakistan

Phone: (+92-42) 111 187 338

www.treetonline.com