

ALI ASGHAR TEXTILE MILLS LIMITED
FINANCIAL STATEMENTS
QUARTERLY ACCOUNTS
MARCH 31, 2023



Ali Asghar Textile Mills Limited

Quarterly Report March 2023

CONTENTS

	Page No
Company Information	1
Vision Statement	2
Directors Report	3
Statement of Profit or Loss Accounts	5
Statement of Financial Position	6
Statement of Comprehensive Income	7
Cash Flow Statements	8
Statement of Changes in Equity	9
Notes to the Accounts	10

COMPANY INFORMATION

Board of Directors

Mr. Nadeem Ellahi Shaikh	(Chief Executive/ Executive Director)
Mr. Muhammad Afzal	(Chairman/Non-Executive)
Mr. Abdullah Moosa	(Executive Director)
Mr. Ahmed Ali	(Non-Executive Director)
Mr. Muhammad Suleman	(Executive Director)
Mr. Sultan Mehmood	(Independent Director/NED)
Mr. Muhammad Zubair	(Independent Director/NED)

Audit Committee

Mr. Muhammad Zubair	Chairman
Mr. Sultan Mehmood	Member
Mr. Muhammad Afzal	Member

Human Resources & Remuneration (HR&R) Committee

Mr. Muhammad Zubair	Chairman
Mr. Muhammad Afzal	Member
Mr. Ahmed Ali	Member
Mr. Nadeem Ellahi	Member

CFO

Mr. Muhammad Suleman

Company Secretary

Mr. Abdullah Moosa

Auditor

M/s. Mushtaq & Co. Chartered Accountants

Banker

Habib Bank Ltd, Soneri Bank Ltd.
Habib Metropolitan Bank Limited
Bank Al-Habib Ltd, MCB Bank Limited

Shares Registrar

C. & K. Management Associates (Pvt) Ltd
404- Trade Tower, Abdullah Haroon Road
Metropole Hotel, Karachi-75530
Phone: 35687839, 3568593

Registered Office

Room No. 306-308, 3rd Floor Uni Tower I.I
Chundrigar Road, Karachi.

Website

www.aatml.com.pk

Mills

Plot 6, Sector No. 25 Korangi Industrial Area
Karachi. 74900

Vision Statement

To strive through excellence through Commitment, Integrity, Honesty and Team Work

Mission Statement

To invest and operate successful logistic center and invest in high return ventures.

DIRECTOR REPORT

The Directors are pleased to report the figures for the period ended 31st March 2023. The logistic center operated smoothly during the quarter end 31st March 2023. The office building is complete and management will shift its office to a floor in the state of the art building. Negotiations with a reputed company is in final stages to set up a solar renewable facility.

The investment portfolio of the company performed better than the market, as main constituents of the portfolio were banks. Due to rising interest rates, profitability of the banking sector is at lifetime high. Fears of high NPL have also not proven to be true.

There is a huge positive movement expected in portfolio invested, once IMF agreement is accepted by their board of governors.

In the end I would like to thank the employees for their hard work.

By order of the Board



Nadeem Ellahi Shaikh

Chief Executive

ڈائریکٹر رپورٹ

ڈائریکٹرز 31 مارچ 2023 کو ختم ہونے والی مدت کے اعداد و شمار کی اطلاع دیتے ہوئے خوش ہیں۔ لاجسٹک سنٹر 31 مارچ 2023 کو سہ ماہی کے اختتام کے دوران آسانی سے کام کر رہا ہے۔ دفتر کی عمارت مکمل ہے اور انتظامیہ اپنے دفتر کو جدید ترین عمارت میں ایک منزل پر منتقل کرے گی۔ . شمسی توانائی سے قابل تجدید سہولت کے قیام کے لیے معروف کمپنی کے ساتھ بات چیت آخری مراحل میں ہے۔

کمپنی کے انویسٹمنٹ پورٹ فولیو نے مارکیٹ سے بہتر کارکردگی کا مظاہرہ کیا، کیونکہ پورٹ فولیو کے اہم اجزاء بینک تھے۔

شرح سود میں اضافے کی وجہ سے بینکنگ سیکٹر کا منافع زندگی بھر کی بلند ترین سطح پر ہے۔ زیادہ ان پی ایل کے خدشات بھی درست ثابت نہیں ہوئے ہیں۔

ایک بار جب آئی ایم ایف کے معاہدے کو ان کے بورڈ آف گورنرز کی طرف سے قبول کر لیا جاتا ہے تو سرمایہ کاری کے پورٹ فولیو میں بڑی مثبت حرکت متوقع ہے۔

آخر میں میں ملازمین کا ان کی محنت کے لیے شکریہ ادا کرنا چاہتا ہوں۔

بورڈ کے حکم سے

nafees

ندیم الہی شیخ

چیف ایگزیکٹو

ALI ASGHAR TEXTILE MILLS LIMITED

Condensed Interim Profit and Loss Accounts (Un-Audited)

For the Nine Months Period and Quarter ended March 31, 2023

	Nine months period ended		Quarter Ended	
	31-Mar 2023 Rupees	31-Mar 2022 Rupees	31-Mar 2023 Rupees	31-Mar 2022 Rupees
Logistic Center Service Revenue	47,056,495	38,580,419	15,940,000	13,338,600
Logistic Center Service Charges	(23,822,505)	(11,516,887)	(6,896,348)	(16,458,420)
Gross Profit / (Loss)	23,233,990	10,484,111	9,043,652	(3,119,820)
Administrative Expenses	(13,694,273)	(16,579,421)	(4,854,855)	6,006,567
Other Expenses	-	-	-	-
Other Income/(Loss)	(563,835)	50,013,293	495,558	25,610,809
	(14,258,108)	50,013,293	(4,359,297)	31,617,376
Profit / (Loss) from Operation	8,975,882	60,497,404	4,684,355	28,497,556
Finance Cost	(35,860)	(110,968)	(11,301)	(63,091)
Profit / (Loss) before Taxation	8,940,022	60,386,436	4,673,054	28,434,465
Taxation				
Current	65,556	(13,546,252)	2,070,794	(1,451,484)
Prior Year Tax	-	-	-	-
	65,556	(13,546,252)	2,070,794	(1,451,484)
Profit / (Loss) After Taxation	9,005,578	46,840,184	6,743,848	26,982,981
(Loss)/Earning per share - basic and diluted	0.20	1.05	0.15	0.61


NADEEM E. SHAIKH
CHIEF EXECUTIVE


ABDULLAH MOOSA
DIRECOR


Page 5
M. SULEMAN
CHIEF FINANCE OFFICER

ALI ASGHAR TEXTILE MILLS LIMITED**Condensed Interim Statement of Financial Position
As on March 31, 2023**

	Note	Un-Audited 31-Mar-23 Rupees	Audited 30-Jun-22 Rupees
Assets			
Non Current Assets			
PP&E	5	954,907,455	968,946,069
Capital Work in Progress		8,343,067	-
Long term Deposits		2,666,992	2,650,247
Long term Loans		4,375,514	4,071,009
		970,293,028	975,667,325
Current Assets			
Loans and advances		76,387,525	3,577,137
Investments		208,398,458	267,395,192
Trade deposits and short term prepayments		-	20,182,639
Other Receivables		460,822,325	369,433,862
Tax refunds and due from govt.		11,005,264	8,685,532
Cash and bank balances		2,300,647	564,520
		758,914,219	669,838,883
Total Assets		1,729,207,247	1,645,506,208
Equity and Liabilities			
Share capital and reserves			
Authorised share capital		250,000,000	250,000,000
Issued and paid up capital		222,133,470	222,133,470
Interest free Director Loans		18,482,505	2,837,047
Surplus on Revaluation of Fixed Assets		682,474,489	682,474,489
Unappropriated Profit/ (Loss)		701,933,493	692,927,915
Un-realized Gain/Loss on Investment		(85,059,224)	(67,650,656)
		1,539,964,733	1,532,722,265
Non-Current liabilities			
Long term financing		58,508,315	58,508,315
Long term deposits		287,000	287,000
Staff retirement benefits		1,665,423	2,108,173
		60,460,738	60,903,488
Current liabilities			
Trade and other payables		115,624,912	30,304,647
Unclaimed Dividend		239,589	239,589
Accrued interest		4,930,251	4,941,393
Book overdraft		88,326	7,842,378
Current portion of non current liabilities		7,898,698	8,552,448
		128,781,776	51,880,455
Contingencies and commitments	6	-	-
Total equity and Liabilities		1,729,207,247	1,645,506,208

**NADEEM E. SHAIKH**
CHIEF EXECUTIVE**ABDULLAH MOOSA**
DIRECOR**M.SULEMAN**
CHIEF FINANCE OFFICER

**Condensed Interim Statement of Comprehensive Income (Un-Audited)
For the Nine Months Period and Quarter ended March 31, 2023**

	Nne Months Period Ended		Quarter Ended	
	March 31, 2023	March 31, 2022	March 31, 2023	March 31, 2022
	Rupees	Rupees	Rupees	Rupees
Profit / (Loss) After Taxation	9,005,578	46,840,184	6,743,848	26,982,981
Unrealized Gain/Loss on remeasurement of available for sale investment	(17,408,568)	(56,695,691)	4,341,914	(30,420,962)
Other comprehensive income	-	-	-	-
Total comprehensive income	(8,402,990)	(9,855,507)	11,085,762	26,982,981

**NADEEM E. SHAIKH**
CHIEF EXECUTIVE**ABDULLAH MOOSA**
DIRECOR**M.SULEMAN**
CHIEF FINANCE OFFICER

ALI ASGHAR TEXTILE MILLS LIMITED**Condensed Interim Statement of Cash flows (Un-Audited)**

For the Nine Months Period and Quarter ended March 31, 2023

	March 31, 2023 Rupees	March 31, 2022 Rupees
CASH FLOWS FROM OPERATING ACTIVITIES		
Profit/ (Loss) before taxation	8,940,022	60,386,436
Adjustments for:		
Depreciation	15,888,839	12,016,784
Staff retirement benefits-gratuity	-	-
Finance cost	35,860	110,968
Unrealized (Gain)/Loss on Securities	(17,408,568)	(56,695,691)
Liability no longer payable	-	-
Loss on Building Revaluation	-	-
Bad Debt Expenses	-	-
Gain on disposal of PPE	-	-
	<u>(1,483,869)</u>	<u>(44,567,939)</u>
Profit/ (Loss) before working capital changes	7,456,153	15,818,497
(Increase)/decrease in current assets		
Loan and advances	(73,114,893)	(237,394,643)
Investment	58,996,734	252,696,613
Trade deposits and short term prepayments	20,182,639	-
Other receivables	(91,388,463)	-
	<u>(85,323,984)</u>	<u>15,301,970</u>
Increase in current liabilities		
Trade and other payables	85,320,265	12,641,482
Cash used in operation	<u>7,452,435</u>	<u>43,761,949</u>
Finance cost paid		(110,968)
Taxes refund/(paid)	(2,347,179)	(11,998,418)
Deposits Paid	-	-
Staff retirement benefits gratuity paid	(442,750)	15,750
	<u>(2,789,929)</u>	<u>(12,093,636)</u>
Net cash used in operating activities	<u>4,662,506</u>	<u>31,668,313</u>
CASH FLOWS FROM INVESTING ACTIVITIES		
Proceeds from Sale of PPE	23,000	
Capital Work in Progress	(8,343,067)	(39,077,294)
Long term investments	-	-
Long term deposits	(16,745)	(88,622)
Fixed capital expenditure	(1,827,223)	(28,918,500)
Net cash flows from investing activities	<u>(10,164,035)</u>	<u>(68,084,416)</u>
CASH FLOWS FROM FINANCING ACTIVITIES		
Loans received from directors and sponsors	15,645,458	(12,634,014)
Payment of Long term loan	<u>(653,750)</u>	
Book overdraft	(7,754,052)	-
Net cash flow from financing activities	<u>7,237,656</u>	<u>(12,634,014)</u>
Net increase in Cash and Cash equivalents	<u>1,736,127</u>	<u>(49,050,117)</u>
Cash and cash equivalent at the beginning of the period	<u>564,520</u>	<u>57,026,178</u>
Cash and cash equivalent at the end of the period	<u>2,300,647</u>	<u>7,976,061</u>


NADEEM E. SHAIKH
CHIEF EXECUTIVE


ABDULLAH MOOSA
DIRECOR


M.SULEMAN
CHIEF FINANCE OFFICER

ALI ASGHAR TEXTILE MILLS LIMITED**Condensed Interim Statement of Changes in Equity**

For the Nine Months Period and Quarter ended March 31, 2023

	Share Capital	Interest Free Directors and other loans	Revaluation Surplus on Property, Plant and Equipment	Unappropriated Loss	Unrealized Gain/Loss on Fair Value	Total Equity
Rupees						
Balance as at June 30, 2021 (Audited)	222,133,470	6,685,507	682,474,489	665,200,814	37,029,465	1,613,523,745
Total comprehensive loss for the nine months periods ended March 31,2022	-	-	-	46,840,184	-	46,840,184
Unrealized Gain on remeasurement of available for sale investment	-	-	-	-	(56,695,691)	(56,695,691)
Surplus on revaluation of Land	-	-	-	-	-	-
Transfer from Long term Loan	-	(12,634,014)	-	-	-	(12,634,014)
Balance as at March 31, 2022 (Un-Audited)	222,133,470	(5,948,507)	682,474,489	712,040,998	(19,666,226)	1,591,034,224
Total comprehensive loss for the remaining period	-	-	-	-	-	-
Reversal of Surplus on revaluation of Land	-	-	-	-	-	-
Gain on remeasurement of staff retirement benefits	-	-	-	(19,113,083)	(47,984,430)	(67,097,513)
Unrealized Gain on remeasurement of available for sale investment	-	-	-	-	-	-
Transfer from Long term Loan	-	8,785,554	-	-	-	8,785,554
Balance as at June 30, 2022 (Audited)	222,133,470	2,837,047	682,474,489	692,927,915	(67,650,656)	1,532,722,265
Profit for the nine months periods ended March 31,2023	-	-	-	9,005,578	-	9,005,578
Unrealized Gain on remeasurement of available for sale investment	-	-	-	-	(17,408,568)	(17,408,568)
Transfer from surplus on revaluation of Land disposed off	-	-	-	-	-	-
Reversal of Revaluation Surplus due to Revaluation Loss on Buildings	-	-	-	-	-	-
Transfer from surplus on account of incremental dep on Building	-	-	-	-	-	-
Transfer from long term loan	-	15,645,458	-	-	-	15,645,458
Balance as at March 31, 2023 (Un-Audited)	222,133,470	18,482,505	682,474,489	701,933,493	(85,059,224)	1,539,964,733


NADEEM E. SHAIKH
CHIEF EXECUTIVE


ABDULLAH MOOSA
DIRECTOR


M.SULEMAN
CHIEF FINANCE OFFICER

ALI ASGHAR TEXTILE MILLS LIMITED
NOTES TO THE CONDENSED INTERIM FINANCIAL INFORMATION (UN-AUDITED)
FOR THE NINE MONTHS PERIOD ENDED MARCH 31, 2023

1 THE COMPANY AND IT'S OPERATIONS

1.1 Ali Asghar Textile Mills Limited (the Company) was incorporated in Pakistan on February 9, 1967 as a public limited company under the Companies Act, 1913. Registered office of the company is located at Uni Towers, I. I. Chundrigar Road, Karachi, Sindh. Its shares are quoted on Karachi Stock Exchange Limited. The principal line of Business is to provide the services of the logistics,warehouse, construction, rental and allied business. The business premises is located at plot no 6, Korangi Industrial Area, Karachi, in the province of Sindh.

1.2 In the AGM held in October 2016, presented shareholders with a new business plan and detailed cash flows. After approval the management has started hiring new employees and started business activities. A state of the art automated logistic hub is been constructed with the help of Kirby International Kuwait designed to provide modern support services to e-commerece oriented compaies, FMCG/Pharma.

1.3 Management assesses the reliability of going concern assumption in preparation of these financial statements and concluded that, it is still in going concern based on following mitigating factors. Accordingly, these financial statements have been prepared on going concern assumption.

a Logistic Hub and Warehousing Business

The directors of the company in a board of directors meeting held in year 2016, approved the business of logistics and warehousing. Equipment for prefabricated building has been installed and completed.

b Support of Directors and Sponsors

Directors of the company have committed that if in case any additional funds are required for running the business of the company; it will be provided by the sponsors and directors.

2 BASIS OF PREPARATION

2.1 Statement of compliance

(a) These condensed interim financial statements have been prepared in accordance with the accounting and reporting standards as applicable in Pakistan for interim financial reporting. The accounting and reporting standards as applicable in Pakistan for interim financial reporting comprise of:

(i) International Accounting Standard (IAS) 34, Interim Financial Reporting, issued by the International Accounting Standards Board (IASB) as notified under the Companies Act,2017 and;

(ii) Provisions of and directives issued under the Companies Act,2017.

Where the provisions of and directives issued under the Companies Act,2017 differ with the requirements of IAS 34, the provisions of and directives issued under the Companies Act, 2017 have been followed.

(b) This condensed interm financial statement is unaudited and is being submitted to the shareholders as required under Section 237 of the Companies Act,2017.This condensed interm financial statement does not contain all the information required for a complete set of financial statements,and should be read in conjunction with the published audited financial statements of the company for year ended 30 June 2021.

3 SIGNIFICANT ACCOUNTING POLICIES

The accounting policies and methods of computation which have been used in the preparation of this interim financial information are the same as those applied in preparation of the financial statements for the preceding year ended June 30, 2022.

4 ACCOUNTING ESTIMATES, JUDGMENTS AND FINANCIAL RISK MANAGEMENT

The preparation of this interim financial information in conformity with approved accounting standards requires management to make estimates, assumptions and use judgments that affect the application of policies and reported amounts of assets and liabilities and income and expenses. Estimates, assumptions and judgments are continually evaluated and are based on historical experience and other factors, including reasonable expectations of future events. Revisions to accounting estimates are recognized prospectively commencing from the period of revision.

Judgments and estimates made by management in the preparation of this condensed interim financial information are the same as those that were applied to the financial statements as at and for the year ended June 30, 2022. The Company's financial risk management objectives and policies are consistent with those disclosed in the financial statements for the year ended June 30, 2022.

5 ACQUISITION AND DISPOSAL OF PROPERTY PLANT AND EQUIPMENTS

The cost of additions and disposals to operating fixed assets during the the nine month period ended, March 31, 2023 were as follows;

	March 31, 2023 (Un-Audited)		March 31, 2022 Audited)		(Un-
	Additions	Disposal	Additions	Disposals	Audited)
	(Cost in Rupees)		(Cost in Rupees)		
Factory Building	-	-	-	-	-
Generator	-	-	-	-	-
Electric Fittings	546,873	-	-	-	-
Solar System	1,210,200	-	-	-	-
Office Equipment	70,150	-	118,500	-	-
Vehicle	-	-	28,800,000	-	-
	1,827,223	-	28,918,500	-	-

CONTINGENCIES AND COMMITMENTS

Contingencies

- 6.1** The Bank of Punjab has filed suit 62 of 12 before Honorable Banking Court NO. V, Karachi against the company for recovery of Rs. 42.35 million (Principal Rs. 17.1 million along with Markup Rs. 25.241 million) as outstanding dues against the leasing facilities provided by the bank. The company has filed an application for leave to defend on 07.02.2013. The company has also provided liabilities amounting to Rs. 18.77 million along with markup Rs. 4.93 million. The management believes that there wont be any outflow of economic benefit more than what it has already recorded and disclosed. In the opinion of Legal advisors of the company, the aforementioned amount of Rs. 42.35 million is exaggerated and is not supported by the statement of account filed by the Bank of Punjab before the learned banking court.
- 6.2** The company has suit No. B-102 of 13. First Dawood Investment Bank Versus Ali Asghar Textile Mills Limited pending before Honorable Highcourt of Sindh at Karachi. The company trying to settle its TFCs amounting to Rs.89.609 million with First Dawood Bank Limited. The First Dawood Investment Bank has filed suit for the recovery of 89.609 million against lease finance which was converted to TFC's. The company has counter filed case against First Dawood Investment and defending the case and in the opinion of Legal advisor, the management of the company is trying to settle its TFCs with First Dawood Bank Limited at its earliest and is taking all the steps to conclude the aforementioned case.
- 6.3** The company has CP no. D-1009 of 12. Ali Asghar Textile Mills Limited Versus Fed. of Pakistan pending before Honorable Highcourt of Sindh at Karachi. The company trying to settle it at its earliest and in the opinion of Legal advisor, The merits of the case pending are in the favor of the company as it is taking all the steps to conclude the aforementioned case.

Note	March, 31 2023	March, 31 2022
	Rupees	Rupees
6.3 Guarantees issued by banks on behalf of the Company	<u>1,611,230</u>	<u>1,611,230</u>

Commitments

There are no commitments of the company as at March 31, 2023

7 TRANSACTION WITH RELATED PARTY

The related parties comprise associated companies (due to common directorship), wholly owned subsidiary, directors and key management personnel. Amounts due to/from related parties are shown in the relevant notes to the financial statements. The Company in the normal course of business carries out transactions with various related parties. Significant balances and transactions with related parties are as follows.

Nature of transaction	Nature of Relationship	March 31, 2023	March 31, 2022
		Rupees	Rupees
Rent and other expenses			
Gulnar Humayun	Significant Influence	<u>312,180</u>	<u>312,180</u>
Loan received from directors & Sponsors			
Directors	Control and Significant Influence	<u>7,131,733</u>	(13,022,021)
Sponsors	Significant Influence	<u>8,513,725</u>	<u>388,007</u>
		<u>15,645,458</u>	<u>(12,634,014)</u>

8 GENERAL

The figures have been rounded of to the nearest Rupee.

All significant changes since June 30, 2022 affecting the interim financial information have been disclosed in the relevant notes.

9 DATE OF AUTHORIZATION FOR ISSUE

These financial statements were authorized for issue on 28th April 2023 by the board of directors of the Company.



NADEEM E. SHAIKH
Chief Executive



ABDULLAH MOOSA
Director











M. SULEMAN
Chief Finance Officer









Be aware, Be alert, Be safe

Learn about investing at
www.jamapunji.pk

Key features:

-  Licensed Entities Verification
-  Scam meter*
-  Jamapunji games*
-  Tax credit calculator*
-  Company Verification
-  Insurance & Investment Checklist
-  FAQs Answered
-  Online Quizzes

-  Stock trading simulator
(based on live feed from KSE)
-  Knowledge center
-  Risk profiler*
-  Financial calculator
-  Subscription to Alerts (event
notifications, corporate and
regulatory actions)
-  Jamapunji application for
mobile device




Jama Punji is an Investor
Education Initiative of
Securities and Exchange
Commission of Pakistan

 jamapunji.pk

 [@jamapunji_pk](https://twitter.com/jamapunji_pk)

*Mobile apps are also available for download for android
and ios devices

BOOK POST
PRINTED MATTER



If undelivered please return to:-

ALI ASGHAR TEXTILE MILLS LTD.

306-8, Third Floor, Uni Tower Building,
I.I.Chundrigar Road, Karachi.