



Annual Report

2023



Content

3	Company Information
5	Mission & Vision
6	About At-Tahur
20	Chairman's Message (English)
21	Chairman's Message (Urdu)
22	Directors' Report (English)
26	Directors' Report (Urdu)
31	Key Operating and Financial Data of Six Years at a Glance
32	Pattern of Shareholding
35	Categories of Shareholding required under Code of Corporate Governance (CCG)
37	Statement of Compliance with Listed Companies (Code of Corporate Governance) Regulations, 2019
40	Independent Auditor's Review Report to the Members
41	Independent Auditor's Report to the Members
46	Statement of Financial Position
48	Statement of Profit or Loss
49	Statement of Comprehensive Income
50	Statement of Changes in Equity
51	Statement of Cash Flows
52	Notes to the Financial Statements
104	Notice of Annual General Meeting (English)
108	Notice of Annual General Meeting (Urdu)
109	Form for Video Conference Facility
110	Standard Request Form for Hard Copies of Annual Audited Accounts
111	Consent Form for Electronic Transmission of Annual Report and Notice of AGM
112	Jama Punji
113	Ballot Paper for Voting Through Post For Poll at Annual General Meeting
115	Form of Proxy (English)
116	Form of Proxy (Urdu)



Company Information

Board of Directors

Mr. Ijaz Nisar	(Chairman)
Mr. Rasikh Elahi	(Chief Executive Officer)
Mr. Abid Sattar	
Mr. Aurangzeb Firoz	
Dr. Farzana Firoz	
Mr. Shabbi Zahid Ali	
Syed Kashif ul Hassan Shah*	

*Syed Kashif ul Hassan Shah appointed as Director with effect from 20 September 2023 in place of Mr. Amar Zafar Khan who resigned as Director with effect from 20 September 2023.

Audit Committee

Syed Kashif ul Hassan Shah*	(Chairman)
Mr. Abid Sattar	(Member)
Mr. Shabbi Zahid Ali	(Member)

*Syed Kashif ul Hassan Shah appointed as Director with effect from 20 September 2023 in place of Mr. Amar Zafar Khan who resigned as Director with effect from 20 September 2023.

HR & R Committee

Mr. Ijaz Nisar	(Chairman)
Mr. Rasikh Elahi	(Member)
Mr. Shabbi Zahid Ali	(Member)

Company Secretary & Chief Financial Officer

Mr. Humza Chaudhry

Head of Internal Audit

Mr. Usman Yousaf

Share Registrar

Corplink (Pvt.) Ltd.
Wings Arcade, 1- K Commercial, Model Town, Lahore

Auditors

Riaz Ahmad & Company
Chartered Accountants

Bankers / Financial Institutions

Shariah Compliant Islamic Banks

Al-Baraka Bank (Pakistan) Limited
Bank Islamic Pakistan Limited
Dubai Islamic Bank Pakistan Limited
MCB Islamic Bank Limited
First Habib Modaraba

Conventional Banks / Financial Institutions

Askari Bank Limited
Allied Bank Limited
Habib Bank Limited
Habib Metropolitan Bank Limited
JS Bank Limited
MCB Bank Limited
National Bank of Pakistan
Silk Bank Limited
OLP Financial Services Pakistan

Registered Office

182 Abu Bakar Block,
New Garden Town, Lahore
Ph: +92-42- 111 666 647
Fax: +92-423-5845525
Email: info@at-tahur.com
Web: www.at-tahur.com

Project Locations

Kotli Rai Abubakar, Distrikt Kasur



Fresh , Pure , Nourishing

Vision

To be the best consumer brand on account of superior quality.

Mission

Our Mission is to manufacture and process world class, pure, natural and healthy products of immaculate quality.





Fresh , Pure , Nourishing

About At-Tahur

Inspired by the Arabic Word “Tahur” which literally translated means “purity”.

At-Tahur Limited since its inception in 2007 , has strived to provide its consumers with dairy products the way nature intended them to be. It is 100% natural, pure & fresh. Prema is the only milk in pakistan that is free from all kind of additives, preservatives and growth hormones making it completely traceable from **grass to glass**.

At-Tahur’s Commitment to quality is evidenced by the fact that prema has been conferred “**Brand of the year**,” for two consecutive years (2019,2020).

Production & Processing

In order to set the highest standards in purity, hygiene and nourishment, Prema is produced in state of the art dairy facilities, untouched by human hand. Prema milk is pasteurized, homogenized and packed using a fully integrated and an internationally complaint **Cow to-Consumer** process

Purity Transparency
Cohesion *Innovation*
Social Responsibility



100%
Australian
& Dutch
Cow's Milk



Fresh , Pure , Nourishing



Fresh , Pure , Nourishing

RETAIL OPERATIONS

- Islamabad
- Punjab


Lahore
Faisalabad
Rawalpindi
Multan
Gujranwala
Sahiwal
Okara
Vehari
Pakpattan
Depalpur
Chichawatni
Bahawalpur
Lodhran
Hujra Shah Muqem
Pattoki
Renala
Mian Channu
Sialkot
Narowal
Gujrat
Wazirabad

Sheikhupura
Bure wala
Chiniot
Jhung
Gojra
Toba tek singh
Jaranwala
Arif wala
Mian wali
Wah Cantt
Jehlum
Sargodha
Attock
Gakhar Mandi
Malisi

- KPK

Peshawar
Swat
Abbottabad
Malam Jabba
Nowshera
Banu
Swabi

Kohat
Mardan
Mangora
● Sindh
Karachi
● AJK
Muzaffarabad
Bagh
Dheerkot
Rawalkot
Irja
Mirpur
Qadirabad



Prema has a market Footprint across pakistan from Khyber to Karachi.



PASTEURIZED MILK



Whole milk



Low fat milk

Prema Milk - Premium quality pasteurized and homogenized milk, free from all artificial growth hormones.
Fresh from pure breed Australian cows.



YOGURT RANGE



Low Fat Yogurt



Natural Yogurt



Sweet Yogurt



Pouch Yogurt

Prema Yogurt is 100% natural - free from growth hormones, gelatin and all kinds of preservatives.



RAITA RANGE



Podina Raita



Zeera Raita

Prema Zeera Raita with its distinctive cumin flavor is made from 100% natural & pure Prema yogurt.

Prema Podina Raita, with its refreshing and mouth watering mint flavor is made from 100% natural & pure Prema yogurt.

Prema Raitas spice up your food and engage your taste buds to provide you with an unforgettable culinary pleasure at all times.



CHUNKY YOGURT



Strawberry chunky



Peach chunky



Blueberry chunky

Prema has reinvented the traditional flavored yogurt market with Prema Chunky. The Product is made from 100% pure, gelatin free milk yogurt with the added delight of premium real fruits chunks which gives a healthier and delicious alternative to the usual artificially sweetened deserts in the market.

Prema Chunky comes in Three different Premium flavors -strawberry, peach and Blueberry. The three flavors introduced were selected on the basis of their benefits such as their anti-carcinogenic properties.



FRUIT YOGURT



Mango yogurt



Vanilla yogurt



Strawberry yogurt

Prema flavoured yogurts provide an extremely creamy texture along with all health benefits of natural yogurt.

Prema flavoured yogurts come in three most popular flavors in pakistan- mango, Vanilla, Strawberry.



PORTION SIZE PACKAGING



200ML



250ML

At-Tahur is the pioneer in portion size packaging of pasteurized fresh milk category in Pakistan.

Prema Ecolean packaging offers convenience of being Microwaveable, and Easy to pour.



PURE FLAVORED MILK



Badam Zafran



Chocolate Milk



Strawberry milk

The distinct smooth and rich flavors of pure chocolate, Badam Zafran and strawberry mixed with Prema's 100% pure cows' milk for a great experience.



LABAN RANGE



Sweet Laban



Salted Laban



Blueberry Laban



Mango Laban



Strawberry Laban

Prema Fresh Laban - A wholesome and natural thirst quencher, prema laban includes a special probiotic culture that makes a positive difference to your overall wellbeing, while helping to keep your digestive systems in good condition.



CREAM CHEESE



All natural and pure cream cheese and has smooth texture and spread abilities
No colors or flavor Added.



BUTTER



All natural and pure butter is produced through the slow churn process for retaining homemade goodness

No colors, preservatives and additives



Peach Ice Tea & Mango Nectar



Peach Ice Tea



Chaunsa Mango Nectar

Peach Ice Tea: Our ice tea, rich in antioxidants, can help boost your immune system, promote healthy digestion, and even offer a gentle energy lift.

Mango Nectar: Our Chaunsa Mango nectar is a luscious beverage made from the succulent pulp of ripe mangoes. Its vibrant golden color and smooth, velvety texture make it an irresistible treat

Chairman's Message

On behalf of the Board, it is my pleasure to present the Annual Report for the year ended June 30, 2023. At-Tahur Limited (PSX: PREMA) is committed to maintaining high standards of good corporate governance. This has been another year of stellar growth for the company, where we have seen a growth of 49% in revenue.

We aim to deliver strong business growth, supported by the expansion of our product lines. Company has also invested in empowering processing facilities and all downstream channels to bring about optimal efficiency. We aim to ensure that a positive impact is made on the consumers through our nutrition based focus and maintaining the highest quality of products.

As pioneer in the pasteurized dairy sector, we have set high benchmarks for quality and customer-care, by producing fresh, pure and nourishing products to ensure well-being of our customers. As a result, At-Tahur Limited, has been conferred with **'Brand of the Year Award' for two consecutive years i.e. 2019 & 2020** for the Fastest Growing Brand in Milk & Yogurt category, by The Brands Foundation FPCCI.

The testimony of company's focus on quality is best described by an independent market audit, conducted under the orders and aegis of Honorable Supreme Court of Pakistan. The finding of the commission was;

“Except Prema Milk, all other samples are found to be unfit for human consumption”.

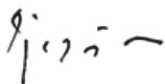
Supreme Court of Pakistan proceeding 2016

Reference: “Civil Petition No. 2374-L/2016 and C.M.A.NO.2702-L/2016”

Pursuant to the updated Code of Corporate Governance, the company is trying to ensure full compliance. These steps will surely contribute to board development, remuneration processes, accountability and audit, and relations with our valued shareholders.

On behalf of the Board of Directors, I would like to express gratitude to our stakeholders for their continued support and encouragement. I would also like to appreciate the valuable services rendered by the employees of the company. I also acknowledge the commitment and diligence of my fellow directors and their valuable contributions for the continued growth of the company. I also take this opportunity to thank our valued customers and consumers who have trust in our products and continue to provide sustained support in ensuring the progress of the company.

I'm confident that our commitment will go even further in the upcoming years and that we will continue to serve our stakeholders, through sheer dedication and hard work.



Chairman

September 28, 2023

چیرمین کا پیغام

بورڈ آف ڈائریکٹرز کی جانب سے مالیاتی سال 2022-23 کی سالانہ رپورٹ پیش کرنے میں خوشی کا اظہار کرتا ہوں۔ الطہور لمیٹڈ (PSX: پریمیا) کاروباری گورننس کے معیار کو برقرار رکھنے کے لئے پرعزم ہے۔ یہ کمپنی کی اعلیٰ نمونہ کا ایک اور سال ہے۔ جہاں ہم نے 49 فی صد کی نمودار ج کی۔

ہمارا مقصد اپنی مصنوعات میں اضافہ کرتے ہوئے مضبوط کاروباری نمونے۔ کمپنی مصنوعات کی تیاری کی سہولیات کو مزید بہتر بنانے اور تمام چینلز سے بھرپور استفادہ حاصل کرنے کے لیے سرمایہ کاری کر چکے ہیں ہمارا مقصد اس بات کو یقینی بنانا ہے کہ ہماری غذائیت سے بھرپور مصنوعات لوگوں کی صحت پر مثبت اثر ڈالیں۔

پیسج انڈ ڈیری سیکٹر میں بطور کمپنی ہم نے اپنا مقصد اعلیٰ معیار اور کسٹمر کئیر کو بنایا ہے اور اپنے صارفین کی بہتر صحت کے لیے تازہ خالص اور توانائی بخش مصنوعات مہیا کیں ہیں۔ اس کے نتیجے میں الطہور لمیٹڈ کو دودھ اور دہی کی فروخت میں تیزی سے اضافہ کی وجہ سے مسلسل دو سال "برانڈ آف دی ایئر ایوارڈ" 2019 اور 2020 ملا ہے۔

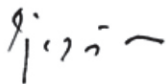
معیار پر توجہ سے متعلق کمپنی آزاد مارکیٹ آڈٹ کے ذریعے شہادت دیتی ہے جسے معزز عدالت عظمیٰ پاکستان کے احکامات کی روشنی میں منعقد کیا گیا۔ کمیشن کال لب لباب یہ تھا:

’پریمیا ملک کے علاوہ تمام دیگر نمونے انسانی استعمال کے لئے نامناسب پائے گئے ہیں۔‘ عدالت عظمیٰ پاکستان کا روائی۔ 2016۔

حوالہ ”سول پٹیشن نمبر 2374-L/2016 اور C.M.A. NO.2702-L/2016“۔

کارپوریٹ گورننس کے تازہ ترین جاری کردہ ضابطہ کے مطابق کمپنی کارپوریٹ گورننس کے ضابطہ اخلاق کی مکمل تکمیل کی کوشش کر رہی ہے۔ یہ اقدامات بورڈ کی ترقی، معاوضے کے عمل، احتساب، آڈٹ اور حصص یافتگان کے ساتھ تعلقات میں بہتری لائیں گے۔

میں ڈائریکٹرز کی جانب سے تمام اسٹیک ہولڈرز کی مسلسل حمایت اور حوصلہ افزائی کے لیے اظہار تشکر کرتا ہوں اور کمپنی کے ملازمین کی گراں قدر خدمات کی بھی تعریف کرنا چاہتا ہوں اور مزید برآں اپنے ساتھی ڈائریکٹرز کی بھی خدمات کا شکریہ ادا کرتا ہوں جو انہوں نے کمپنی کی مسلسل ترقی کے لیے کیں۔ اس موقع پر میں اپنے معزز کسٹمرز اور صارفین کا بھی شکریہ ادا کرتا ہوں جنہوں نے ہماری مصنوعات پر اعتماد کیا اور کمپنی کی ترقی کو یقینی بنانے کے لئے مسلسل مدد فراہم کی۔



چیرمین

الطہور لمیٹڈ

28 ستمبر 2023ء

Directors' Report

Dear Fellow shareholders of At-Tahur Limited

On behalf of the Board of Directors of the Company, it gives me immense pleasure to present the Annual Report of the Company for the year ended 30th June 2023 together with the audited financial statements for the year in accordance with the accounting, regulatory and legal standards and requirements.

Business Environment

Following the devastating floods of the previous year, coupled with increasing inflation, a burgeoning current account deficit, and escalating political tensions, the economic prospects of the nation were adversely affected. This posed a significant threat to the growth momentum that had been observed post-pandemic.

The introduction of new levies within the budget, targeting corporate entities in the form of super taxes and withholding taxes, is poised to exert a dampening effect on overall economic growth in the forthcoming year. Consequently, the aspiration of attaining a 2% growth target appears increasingly optimistic. Moreover, the prospect of potential modifications to the 2023 finance bill only adds to the prevailing atmosphere of uncertainty.

On a more positive note, the International Monetary Fund (IMF) has disbursed USD 1.2 billion through the Stand-By Agreement (SBA) facility, providing a modest breathing space for import needs. This, in turn, has triggered bilateral financial inflows from Gulf nations, totaling USD 3 billion, thereby bolstering the reserves of the State Bank. Nevertheless, it is crucial to acknowledge the sharp rise in the policy rate, which now stands at 22%.

These developments underscore the formidable economic challenges that lie ahead. Uncertainties regarding the projected growth rate, potential growth impediments due to the imposition of new taxes, and the reliance on IMF funding to meet external payment obligations amidst a balance of payment crisis all contribute to this challenging landscape. As we navigate these hurdles, it is imperative for the nation's economic well-being that we strike a delicate balance between supporting economic growth, ensuring debt sustainability, and enacting structural reforms that pave the way for a more sustainable and inclusive growth trajectory. Collaborative efforts among the government, political leadership, and relevant stakeholders will play an indispensable role in charting a course toward stability and positioning the country for a brighter economic future.

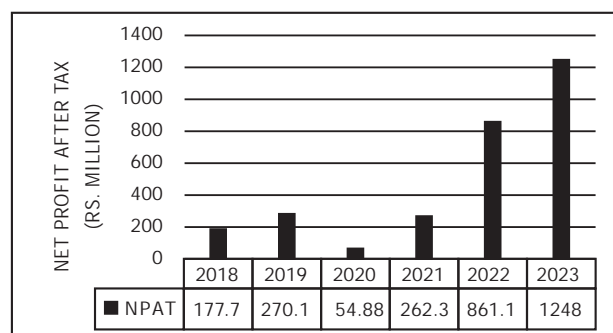
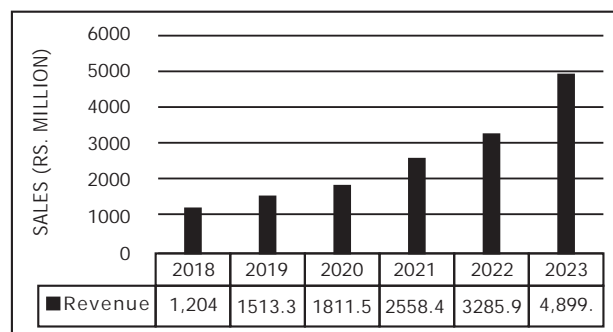
Financial Performance

The company's financial performance for the fiscal year 2022-2023 has displayed significant growth, with revenue

surging by 49.05%. This remarkable increase can be attributed to a combination of factors, including successful price adjustments, product portfolio expansion, and increased product quantity sales. Additionally, gains on biological assets due to the devaluation of the local currency against the dollar have contributed to the substantial improvement in both gross and operating profit margins, which increased by 44.42% and 41.27%, respectively. This, in turn, has translated into enhanced profitability, with net profit before tax and net profit after tax growing by 34.19% and 39.46%, respectively. The earnings per share (EPS) of 5.71 PKR reflects the company's commitment to delivering value to its shareholders. Overall, these results underscore the company's effective strategies and solid financial position, positioning it for a promising future.

PKR Million	2022-23	2021-22	Change (YOY)
Revenue	4,899.69	3,285.91	49.05%
Gross Profit margin	2,851.76	1,973.91	44.42%
Operating Profit margin	1,450.30	1,026.84	41.27%
Net Profit before tax	1,224.30	912.15	34.19%
Net Profit after tax	1,247.78	861.14	44.90%
Earnings per share*	5.71	3.94	

* Earnings per share for the year ended 30 June 2022 is restated from PKR 4.33 to PKR 3.94.



Directors' Report

CONTRIBUTION TO NATIONAL EXCHEQUER

During the year, the Company contributed a sum of Rs. 224.77 million, in terms of income taxes, sales tax, and other government levies, to the national exchequer, which amounts to about 4.59% of the total revenue of the Company.

DIRECTORS' STATEMENT ON CORPORATE & FINANCIAL REPORTING FRAME WORK

- The financial statements, prepared by the management of the Company, present fairly its state of affairs, the result of its operations, cash flows and changes in equity;
- Proper books of account of the Company have been maintained;
- Appropriate accounting policies have been consistently applied in preparation of financial statements and accounting estimates are based on reasonable and prudent judgment;
- International Financial Reporting Standards, as applicable in Pakistan, have been followed in preparation of financial statements and any departure there from has been adequately disclosed and explained;
- The System of Internal Control is sound in design and has been effectively implemented and monitored;
- There are no significant doubts upon the listed company's ability to continue as a going concern;
- There has been no material departure from the best practices of corporate governance;
- Key operating and financial data of last six years in a summarized form is attached;
- All the statutory payments on account of taxes, duties, levies and charges have been made except those disclosed in financial statements.

BOARD & ITS MEETING

The total number of Directors are seven (07) as per following:

- Male 06
- Female 01

The Composition of Board of Directors is as follows:

a. Independent Directors:

- Mr. Ijaz Nisar Justice (Rtd.)
- Mr. Abid Sattar
- Mr. Aurangzeb Firoz

- Syed Kashif ul Hassan Shah (Appointed as Director with effect from 20 September 2023 in place of Mr. Amar Zafar Khan who resigned as Director with effect from 20 September 2023)

- Dr. Farzana Firoz

b. Other Non-Executive Directors:

- Mr. Shabbi Zahid Ali

c. Executive Directors:

- Mr. Rasikh Elahi

The Board acknowledged the valuable contribution made by Mr. Amar Zafar Khan.

Five meetings of the Board of Directors were held during the year 2022-2023. Name of the Directors (at any time during the year) along with their attendance in Board Meeting is as under:

Sr. No.	Name of Director	No. Of Meetings Attended
1	Mr. Ijaz Nisar	5
2	Mr. Rasikh Elahi	5
3	Mr. Abid Sattar	3
4	Mr. Amar Zafar Khan*	4
5	Mr. Aurangzeb Firoz	1
6	Dr. Farzana Firoz	1
7	Mr. Shabbi Zahid Ali	5
8	Syed Kashif ul Hassan Shah	-

* Mr. Amar Zafar Khan has resigned as Director of the Company with effect from 20 September 2023 and Syed Kashif ul Hassan Shah appointed as Director w. e. f. 20 September, 2023 in place of resigning director.

(However, leave of absence was granted to the Directors who could not attend the Board Meeting(s) due to pre-occupations).

ELECTION OF DIRECTORS

During the financial year 2022-23 election of directors was held on October 27, 2022. The directors were elected for the term of three years ended on October 26, 2025.

On 20 September 2023, Mr. Amar Zafar Khan has resigned from board of directors of the Company and casual vacancy has been filled by appointment of Syed Kashif ul Hassan Shah on the same day.

Mr. Rasikh Elahi, Chief Executive Officer re-appointed as on October 29, 2022 for the next term of three years, and

Directors' Report

there was no change in his per month gross remuneration. However, during this period his per month gross salary revised in view of his immense responsibilities and contributions w. e. f. March 01, 2023.

AUDIT COMMITTEE

The Board of Directors in compliance to the Code of Corporate Governance has established an Audit Committee and 4 Audit Committee Meetings were held during the year 2022-2023.

Attendance by each member is as under:

Sr. No.	Name of Director	No. Of Meetings Attended
1	Mr. Amar Zafar Khan*	4
2	Mr. Abid Sattar	2
3	Mr. Shabbi Zahid Ali	4
4	Syed Kashif ul Hassan Shah	-

* Mr. Amar Zafar Khan has resigned as Director of the Company with effect from 20 September 2023 on account of relocation and same resignation also deemed to be resignation from the membership of Audit Committee. Syed Kashif ul Hassan Shah appointed as Member of Audit Committee w. e. f. 20 September, 2023 in place of resigning director.

(However, leave of absence was granted to the Member who could not attend the Meeting(s) due to pre-occupations).

HUMAN RESOURCE & REMUNERATION COMMITTEE

The Board of Directors in compliance to the Code of Corporate Governance has established a Human Resource & Remuneration Committee and 1 HR&RC Meeting was held during the year 2022-2023.

Sr. No.	Name of Director	No. Of Meetings Attended
1	Mr. Ijaz Nisar	1
2	Mr. Shabbi Zahid Ali	1
3	Mr. Rasikh Elahi	1

DIRECTORS' REMUNERATION

The Board of Directors has approved Directors' Remuneration Policy. The features of the policy are as follows:

- The Company shall not pay remuneration of its non-executive directors including independent directors except for meeting fee for attending Board meeting(s);
- The Company will reimburse or incur expenses of

travelling and accommodation of Directors in relation to attending of Board meeting(s);

- The Directors' Remuneration policy will be reviewed and approved by the Board of Directors from time to time.

Moreover, the Board acknowledge the valuable contributions being made by the Non-Executive Directors, and currently a meeting fee is being offered for attendance and participation in Board meeting(s), while this does not reflect compensation of their contributions and just represents a token of appreciation. The Non-Executive Directors may waive their rights to receive such remuneration for attending and participation in the above meetings.

Remuneration of CEO, Directors & Executives is disclosed in note no. 37 to the financial statements for the year ended June 30, 2023.

DIRECTORS' TRAINING PROGRAMME

3 out of 7 Directors of the Company have acquired Directors' Training Program certification. The Company has planned to arrange Directors' Training Program certification for remaining Directors before 30 June 2024.

INVESTOR VALUE

During the year under review the Board of Directors has recommended a final cash dividend of Rs. Nil i.e. Nil % along with issuance of Nil% Bonus Shares.

The Break-up value per share for the year is Rs. 21.77/-.

AUDITORS

The existing auditors, M/s Riaz Ahmad & Co., Chartered Accountants retire and being eligible, offer themselves for re-appointment. The Directors endorse the recommendation of the Audit Committee for re-appointment of M/s Riaz Ahmad & Co, as the auditors for the year ending June 30, 2024.

RELATED PARTY TRANSACTIONS

All transactions with related parties have been disclosed in the financial statements under review.

PATTERN OF SHAREHOLDING

The pattern of shareholding of the Company as at June 30, 2023, as required by section 227 of the Companies Act, 2017 and Code of Corporate Governance, is enclosed.

KEY OPERATING & FINANCIAL DATA

The key operating and financial data for the last six years is enclosed.

Directors' Report

PERFORMANCE EVALUATION OF DIRECTORS ON THE BOARD:

The Board has developed and adopted structured self evaluation criteria and processes to evaluate its own performance, as well as individual performance of members and committees.

CORPORATE SOCIAL RESPONSIBILITIES (CSR)

The Company strongly believes in integration of corporate social responsibility into its business that are influenced directly or indirectly by our business.

BUSINESS IMPACT ON ENVIRONMENT

The management firmly believes that eco-friendly initiatives have garnered substantial significance in recent years. In line with this commitment, the company has already taken steps to reduce its carbon footprint, including the installation of a 1.2 MW solar system at the farm, plant, and head office. This investment not only demonstrates our dedication to curbing carbon emissions and mitigating greenhouse gases but also serves as a testament to our commitment to sustainable practices. Furthermore, we are actively contributing to environmental and community welfare by utilizing cow manure to cultivate organic crops, reinforcing our environmental responsibility.

In our ongoing pursuit of sustainability, we are excited to announce our ambitious plan to further enhance our eco-friendly efforts. The company is set to embark on a project to add 200 to 600 KWH energy through solar & biomass capacity. This initiative is a testament to our unwavering dedication to clean energy and sustainability, as we aim to significantly reduce our reliance on non-renewable energy sources

Additionally, our commitment extends to our packaging materials, with our whole milk 1-liter packaging being fully biodegradable and our Ecolean packaging crafted from calcium carbonate. These measures collectively underscore our holistic approach to environmental responsibility and our mission to contribute positively to both the community and the planet.

CORPORATE GOVERNANCE

The Company has been complying with the rules of Securities and Exchange Commission of Pakistan and has implemented better internal control policies with more rigorous checks and balances.

CHAIRMAN REVIEW

The Directors of the Company endorse the contents of the Chairman's review, dealing with the overall performance of

the Company, future outlook and report on the performance and effectiveness of the Board.

MATERIAL CHANGE

There have been no material changes and commitments affecting the financial position of the Company which have occurred between 30 June 2023 till today.

FUTURE OUTLOOK

The future prospects of your Company are exceedingly promising on account of the Management's efforts towards increasing the Company's market share through wider participation in all its business segments. The Company is striving to yield better volumes from its existing clientele as well as prospective clients by expanding and growing relationships with them through the Company's premium suite of products. This includes offering new and novel products and services through unrelenting research and focus on quality offerings.

ACKNOWLEDGEMENTS

We are grateful to our customers for their continued patronage of our products and wish to acknowledge the efforts of the entire At-Tahur team, including our staff, vendors, dealers and all business partners for their untiring efforts in these challenging times and look to their continued support.

We bow to the Almighty and pray for His blessings and guidance.

For & On behalf of Board of Directors



Chief Executive Officer

September 28, 2023



Director

ڈائریکٹرز کی رپورٹ

پیارے کمپنی کے حصص داران:

کمپنی کے بورڈ آف ڈائریکٹرز کی جانب سے مجھے 30 جون 2023 کو ختم ہونے والے سال کے لیے کمپنی کی سالانہ رپورٹ اکاؤنٹنگ، ریگولیشن اور قانونی معیارات کے مطابق سال کے لیے آڈٹ شدہ مالیاتی گوشواروں کے ساتھ پیش کرتے ہوئے بے حد خوشی ہو رہی ہے۔

گذشتہ سال کے تباہ کن سیلاب کے بعد، بڑھتی ہوئی مہنگائی، بڑھتے ہوئے کرنٹ اکاؤنٹ خسارے، اور بڑھتے ہوئے سیاسی تناؤ نے قوم کے معاشی امکانات کو بری طرح متاثر کیا۔ اس سے ترقی کی رفتار کو شدید خطرہ لاحق ہے۔

بجٹ کے اندر نئے محصولات کا تعارف، کارپوریٹ اداروں کو سپر ٹیکس اور ود ہولڈنگ ٹیکس کی شکل میں نشانہ بنانا، آنے والے سال میں مجموعی اقتصادی ترقی پر اثر ڈالنے کے لیے تیار ہے۔ نتیجتاً، 2 فیصد ترقی کے ہدف کو حاصل کرنے کی خواہش تیزی سے پرامید دکھائی دیتی ہے۔ مزید برآں، 2023 کے فنانس بل میں ممکنہ ترامیم کا امکان صرف غیر یقینی کی موجودہ فضا میں اضافہ کرتا ہے۔

مزید مثبت نوٹ پر، بین الاقوامی مالیاتی فنڈ (IMF) نے اسٹینڈ بائی ایگریمنٹ (SBA) سہولت کے ذریعے USD 1.2 بلین کی رقم فراہم کی ہے، جس سے درآمدی ضروریات کے لیے معمولی کوشش کی گئی ہے۔ اس کے نتیجے میں، خلیجی ممالک سے دوطرفہ مالیاتی آمد شروع ہوئی، جو کہ کل USD 3 بلین ہے، اس طرح اسٹیٹ بینک کے ذخائر کو تقویت ملی۔ اس کے باوجود، پالیسی کی شرح میں تیزی سے اضافے کو تسلیم کرنا بہت ضروری ہے، جو کہ اب 22 فیصد ہے۔

یہ پیش رفت سامنے آنے والے زبردست اقتصادی چیلنجوں کی نشاندہی کرتی ہے۔ متوقع شرح نمو کے حوالے سے غیر یقینی صورتحال، نئے ٹیکسوں کے نفاذ کی وجہ سے ممکنہ نمو میں رکاوٹیں، اور ادائیگی کے توازن کے بحران کے درمیان بیرونی ادائیگیوں کی ذمہ داریوں کو پورا کرنے کے لیے IMF کی فنڈنگ پر

انحصار یہ سب اس چیلنجنگ منظر نامے میں معاون ہیں۔ جیسا کہ ہم ان رکاوٹوں کو دور کرتے ہیں، ملک کی معاشی بہبود کے لیے یہ ضروری ہے کہ ہم اقتصادی ترقی کی حمایت، قرض کی پائیداری کو یقینی بنانے، اور معاشی اصلاحات نافذ کرنے کے درمیان ایک توازن قائم کر دیں جو مزید پائیدار اور جامع ترقی کے راستے کی راہ ہموار کریں۔ حکومت، سیاسی قیادت اور متعلقہ اسٹیٹ ہولڈرز کے درمیان باہمی تعاون پر مبنی کوششیں استحکام کی جانب ایک راستہ طے کرنے اور ملک کو روشن اقتصادی مستقبل کے لیے پوزیشن دینے میں ناگزیر کردار ادا کریں گی۔

مالیاتی کارکردگی:

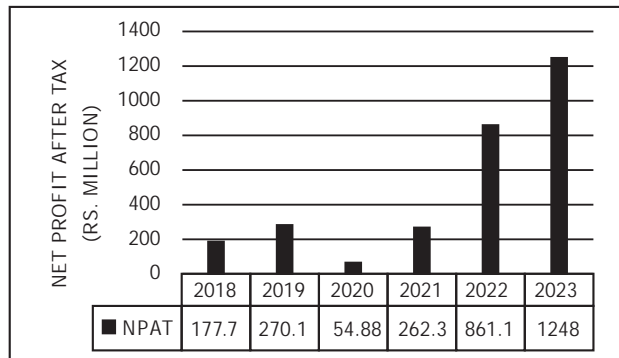
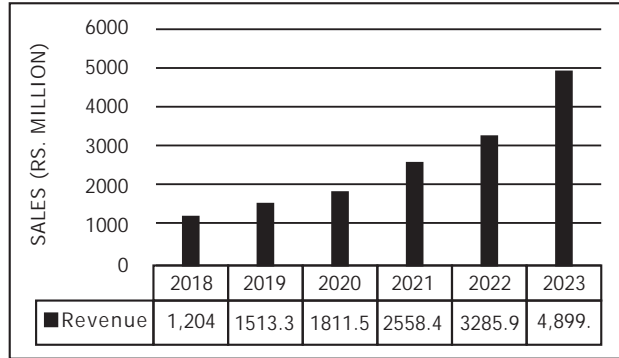
مالی سال 2022 - 2023 کے لیے کمپنی کی مالیاتی کارکردگی نے 49.05 فیصد کی آمدنی میں اضافے کے ساتھ نمایاں نمونہ دکھایا ہے۔ اس قابل ذکر اضافے کو عوامل کے مجموعے سے منسوب کیا جا سکتا ہے، بشمول کامیاب قیمت ایڈجسٹمنٹ، پروڈکٹ پورٹ فولیو میں توسیع، اور مصنوعات کی مقدار کی فروخت میں اضافہ۔ مزید برآں، ڈالر کے مقابلے میں مقامی کرنسی کی قدر میں کمی کی وجہ سے حیاتیاتی اثاثوں پر حاصل ہونے والے فوائد نے مجموعی اور آپریٹنگ منافع کے مارجن دونوں میں خاطر خواہ بہتری لانے میں اہم کردار ادا کیا ہے، جس میں بالترتیب 44.42 فیصد اور 41.27 اضافہ ہوا ہے۔ اس کے نتیجے میں، بڑھے ہوئے منافع میں ترجمہ ہوا ہے، جس میں ٹیکس سے پہلے خالص منافع اور ٹیکس کے بعد خالص منافع میں بالترتیب 34.19 فیصد اور 39.46 فیصد اضافہ ہوا ہے۔ PKR 5.71 کی فی حصص آمدنی (EPS) اپنے شیئر ہولڈرز کو قدر فراہم کرنے کے لیے کمپنی کے عزم کی عکاسی کرتی ہے۔ مجموعی طور پر، یہ نتائج کمپنی کی مؤثر حکمت عملیوں اور ٹھوس مالیاتی پوزیشن کو نمایاں کرتے ہوئے اسے ایک اُمید افزا مستقبل کے لیے پوزیشن میں رکھتے ہیں۔

ڈائریکٹرز کی رپورٹ

مالیاتی کارکردگی کا خلاصہ

فرق (سالانہ کی بنیاد پر)	2021-22	2022-23	ملین روپے
			آمدنی
	3,285.91	4,899.69	
	1,973.91	2,851.76	مجموعی پرافٹ مارجن
	1,026.64	1,450.30	آپریٹنگ پرافٹ مارجن
	912.15	1,224.30	خالص منافع بعد ٹیکس
	861.14	1,247.78	خالص منافع علاوہ ٹیکس
	3.94	5.71	فی حصص آمدنی

ایک حصص کی آمدنی 30 جون 2023ء کے لیے دوبارہ بنائی گئی جو کہ 4.33 روپے سے 3.94 روپے ہو گئی۔



قومی خزانے میں شراکت:

سال کے دوران، کمپنی نے روپے کی رقم کا تعاون کیا۔ 224.77 ملین، انکم ٹیکس، سیلز ٹیکس، اور دیگر سرکاری محصولات کی مدد میں، قومی خزانے کو، جو کمپنی کی کل آمدنی کا تقریباً 4.59 فیصد بنتا ہے۔

(a) کارپوریٹ اور مالیاتی رپورٹنگ فریم ورک سے متعلق ڈائریکٹرز کا بیان کمپنی کی انتظامیہ کی جانب سے مرتب کردہ مالیاتی گوشوارے کمپنی کے کاروباری امور، آپریشن کے نتائج، کیش فلو اور ایکویٹی میں تبدیلیوں کو بہتر انداز میں پیش کرتے ہیں۔

(b) کمپنی نے کھاتوں کی موزوں کتابیں مرتب کی ہیں۔

(c) مالیاتی گوشواروں کی تیاری میں موزوں اکاؤنٹنگ پالیسیوں کا تسلسل سے استعمال کیا گیا ہے اور اکاؤنٹنگ خسارے موزوں اور قابل فیصلوں کی بنیاد پر لگائے جاتے ہیں اور حساباتی تخمینوں کی بنیاد معقول اور پائیدار فیصلوں پر ہے۔

(d) مالیاتی گوشواروں کی تیاری میں پاکستان میں لاگو بین الاقوامی اکاؤنٹنگ معیارات کی پیروی کی گئی ہے اور اس میں تبدیلیوں کو مناسب انداز میں ظاہر کیا گیا ہے۔

(e) اندرونی ضبط کا نظام انتہائی مضبوط ہے اور اس کا مؤثر انداز میں اطلاق کیا گیا ہے اور اس کی نگرانی کی جاتی ہے۔

(f) کاروباری جاری رکھنے کی لٹھ کمپنی کی صلاحیت میں کوئی ابہام موجود نہ ہے۔

(g) لسٹنگ ریگولیشنز میں بیان کردہ کاروباری گورننس کی بہترین عمل داری میں کوئی رکاوٹ موجود نہ ہے۔

(h) گذشتہ چھ برس کے بنیادی اعلیٰ اور مالیاتی اعداد و شمار مختصر آلف ہذا ہیں۔

(i) ٹیکس، ڈیوٹی، لیوی اور اخراجات کی مدد میں قانونی ادائیگیاں کردی گئی ہیں۔ ماسوائے ان کے جو مالیاتی گوشواروں میں بیان کی گئی ہیں۔

بورڈ اور اس کے اجلاس

ڈائریکٹرز کی کل تعداد حسب ذیل 7 ہے:

ڈائریکٹرز کی رپورٹ

*جناب عامر ظفر خان نے 20 ستمبر 2023ء سے کمپنی کے ڈائریکٹر کے عہدے سے استعفیٰ دے دیا ہے اور سید کاشف الحسن شاہ 20 ستمبر 2023ء کو بطور ڈائریکٹر مقرر کیا گیا۔

(تاہم مصروفیت کی بنا پر بورڈ اجلاس میں شرکت نہ کرنے والے ڈائریکٹرز کو غیر حاضری کی رخصت عنایت کی گئی۔)

ڈائریکٹرز کا انتخاب

مالی سال 2022-23 کے دوران ڈائریکٹرز کا انتخاب 27 اکتوبر 2022ء کو ہوا تھا۔ ڈائریکٹرز کا انتخاب 26 اکتوبر 2025ء کو ختم ہونے والی تین سال کی مدت کے لیے کیا گیا تھا۔

20 ستمبر 2023ء کو جناب عامر ظفر خان نے کمپنی کے بورڈ آف ڈائریکٹرز سے استعفیٰ دے دیا ہے اور اسی دن سید کاشف الحسن شاہ کی تقرری سے خالی آسامی کو پُر کر دیا گیا ہے۔

جناب راسخ الہی چیف ایگزیکٹو 29 اکتوبر 2022ء کو تین سال کی اگلی مدت کے لیے دوبارہ تعینات ہوئے اور ان کے ماہانہ مجموعی معاوضے میں کوئی تبدیلی نہیں کی گئی۔ تاہم، اس سال کے دوران ان کی ماہانہ مجموعی تنخواہ میں ان کی بے پناہ ذمہ داریوں کے پیش نظر مارچ 2023ء سے نظر ثانی کی گئی۔

آڈٹ کمیٹی

کوڈ آف کارپوریٹ گورننس کی تعمیل میں بورڈ آف ڈائریکٹرز نے آڈٹ کمیٹی تشکیل دی ہے اور سال 2022-23ء کے دوران آڈٹ کمیٹی کے 04 اجلاس منعقد ہوئے۔ ہر رکن کی حاضری حسب ذیل ہے۔

نمبر شمار	نام ڈائریکٹر	اجلاس میں حاضری کی تعداد
1.	محترم عامر ظفر خان*	4
2.	محترم عابد ستار	2
3.	محترم شعی زاہد علی	4
4.	سید کاشف الحسن شاہ	-

*جناب عامر ظفر خان نے نقل مکانی کی وجہ سے 20 ستمبر 2023ء سے کمپنی کے ڈائریکٹر کے عہدے سے استعفیٰ دے دیا ہے اور اسی استعفیٰ کو آڈٹ کمیٹی کی

a. مرد 06

b. خواتین 01

a. آزاد ڈائریکٹرز

1. محترم اعجاز ثار (جسٹس ریٹائرڈ)

2. محترم عابد ستار

3. محترم اورنگزیب فیروز

4. سید کاشف الحسن شاہ کو (جناب عامر ظفر خان کی جگہ

20 ستمبر 2023ء سے ڈائریکٹر کے طور پر مقرر کیا گیا

جنہوں نے 20 ستمبر 2023ء سے ڈائریکٹر کے

عہدے سے استعفیٰ دے دیا)

5. ڈاکٹر فرزانہ فیروز

b. دیگر نان ایگزیکٹو ڈائریکٹرز

1. محترم شعی زاہد علی

c. ایگزیکٹو ڈائریکٹرز

1. محترم راسخ الہی

بورڈ نے محترم عامر ظفر خان صاحب کی گراں قدر خدمات کو خراج تحسین پیش کیا۔

سال 2022-23ء میں بورڈ آف ڈائریکٹرز کے پانچ اجلاس منعقد ہوئے۔

(سال میں کسی بھی وقت) ڈائریکٹرز کے نام اور ان کی حاضری حسب ذیل ہے:

نمبر شمار	ڈائریکٹر کا نام	حاضری کی تعداد
1.	محترم اعجاز ثار	5
2.	محترم راسخ الہی	5
3.	محترم عابد ستار	3
4.	محترم عامر ظفر خان*	4
5.	محترم اورنگزیب فیروز	1
6.	ڈاکٹر فرزانہ فیروز	1
7.	محترم شعی زاہد علی	5
8.	محترم کاشف الحسن شاہ	-

ڈائریکٹرز کی رپورٹ

رکنیت سے استعفیٰ بھی سمجھا جاتا ہے۔ سید کاشف الحسن شاہ کو 20 ستمبر 2023ء کو آڈٹ کمیٹی کا ممبر مقرر کر دیا۔

(تاہم، مصروفیت کی بنا پر اجلاس میں شرکت نہ کرنے والے اراکین کو غیر حاضری کی رخصت عنایت کی گئی)

ہیومن ریسورس اینڈ ریمونریشن کمیٹی

کوڈ آف کارپوریٹ گورننس کی تعمیل میں بورڈ آف ڈائریکٹرز نے ہیومن ریسورس اینڈ ریمونریشن کمیٹی تشکیل دی ہے اور سال 2022-23ء کے دوران HR&RC کا ایک اجلاس منعقد ہوا۔ ہر رکن کی حاضری حسب ذیل ہے۔

نمبر شمار	نام ڈائریکٹر	اجلاس میں حاضری کی تعداد
1.	محترم اعجاز نثار	1
2.	محترم شعی زاہد علی	1
3.	محترم راجح الہی	1

ڈائریکٹرز کا مشاہیرہ

بورڈ آف ڈائریکٹرز نے ڈائریکٹرز کا مشاہیرہ طے کرنے کی پالیسی مرتب کی ہے۔ پالیسی کی خصوصیات حسب ذیل ہیں:

- کمپنی اپنے نان ایگزیکٹو اور آزاد ڈائریکٹرز کو بورڈ اجلاس میں شرکت کے لئے اجلاس فیس کے علاوہ مشاہیرہ ادا نہیں کرے گی۔
- بورڈ اجلاس میں شرکت کی غرض سے ڈائریکٹرز کی جانب سے رہائش اور سفر پر برداشت کئے جانے والے اخراجات کمپنی ادا کرے گی۔
- ڈائریکٹرز کی مشاہیرہ پالیسی پر ہمہ وقت نظر ثانی کی جائے گی اور بورڈ آف ڈائریکٹرز اس کی منظوری دیں گے۔

مزید برآں بورڈ نان ایگزیکٹو ڈائریکٹرز کی گراں قدر خدمات کو تسلیم کرتا ہے اور بورڈ اجلاس میں شرکت کے لئے اجلاس فیس ادا کی جائے گی جب کہ یہ ان کے معاوضہ کی عکاسی نہیں کرتا بلکہ یہ صرف ان کی خدمات کا اعتراف ہے۔ نان ایگزیکٹو ڈائریکٹرز مذکورہ بالا اجلاس میں شرکت کے لئے معاوضہ وصول کرنے کے حق سے دستبردار ہو سکتے ہیں۔

چیف ایگزیکٹو، ڈائریکٹرز اور ایگزیکٹوز کا معاوضہ نوٹ نمبر 37 میں درج ہے۔

ڈائریکٹرز کا ٹریننگ پروگرام

سات میں سے تین ڈائریکٹرز نے ڈائریکٹرز ٹریننگ پروگرام مکمل کر لیا ہے۔ کمپنی 30 جون 2024ء تک بقیہ ڈائریکٹرز کو ڈائریکٹرز ٹریننگ پروگرام منعقد کروانے کا منصوبہ بنا چکی ہے۔

انویسٹریٹیو

زیر جائزہ سال کے دوران بورڈ آف ڈائریکٹرز نے نہ نقد منافع دیا اور نہ ہی کوئی بونس شیئر جاری کرنے کی سفارش کی۔

سال بھر کے لئے بریک اپ ویلیو فی حصص -21.771 روپے ہے۔

آڈیٹرز

موجودہ آڈیٹرز میسرز ریاض احمد اینڈ کو، چارٹرڈ اکاؤنٹنٹس ریٹائر ہو چکے ہیں اور اہل ہونے کی بنا پر اپنی دوبارہ تقرری کی پیشکش کرتے ہیں۔ ڈائریکٹرز نے 30 جون 2024ء کو اختتام پذیر سال کے لئے آڈٹ کمیٹی کی سفارشات پر میسرز ریاض احمد اینڈ کو دوبارہ آڈیٹرز مقرر کرنے کو تسلیم کیا ہے۔

متعلقہ پارٹی لین دین

متعلقہ فریقین کے ساتھ تمام لین دین زیر جائزہ مالیاتی اسٹیٹمنٹس میں بیان کیا گیا۔

شیئر ہولڈنگ کی وضع

کمپنی ایکٹ 2017ء کے سیکشن 227 اور کوڈ آف کارپوریٹ گورننس کے تحت 30 جون 2023ء کو کمپنی کی شیئر ہولڈنگ کی وضع ساتھ منسلک ہے۔

بنیادی فعالی اور مالیاتی اعداد و شمار

گذشتہ چھ برس کا بنیادی فعالی اور مالیاتی ڈیٹا ساتھ منسلک ہے۔

بورڈ پر ڈائریکٹرز کی کارکردگی کا جائزہ

بورڈ نے اپنی کارکردگی کے ساتھ ساتھ اراکین اور کمیٹیوں کی انفرادی کارکردگی کا جائزہ لینے کے لیے خود ساختہ، خود تشخیصی معیار اور طریقہ کار کو تیار اور اپنایا ہے۔

ڈائریکٹرز کی رپورٹ

کاروباری سماجی ذمہ داریاں (CSR)

کمپنی اپنے کاروبار میں کاروباری سماجی ذمہ داری سے منسلک ہونے پر یقین رکھتی ہے جو براہ راست یا بالواسطہ ہمارے کاروبار کو متاثر کرتی ہے۔

ماحولیات پر کاروباری اثرات

انتظامیہ کا پختہ یقین ہے کہ حالیہ برسوں میں ماحول دوست اقدامات نے کافی اہمیت حاصل کی ہے۔ اس عزم کے مطابق، کمپنی نے پہلے ہی اپنے کاربن کو کم کرنے کے لیے اقدامات کیے ہیں، بشمول فارم، پلانٹ اور ہیڈ آفس میں 1.2 میگا واٹ کے سولر سسٹم کی تنصیب۔ یہ سرمایہ کاری نہ صرف کاربن کے اخراج کو روکنے اور گرین ہاؤس گیسوں کو کم کرنے کے لیے ہماری لگن کو ظاہر کرتی ہے بلکہ پائیدار طریقوں کے لیے ہماری وابستگی کے ثبوت کے طور پر بھی کام کرتی ہے۔ مزید برآں، ہم اپنی ماحولیاتی ذمہ داری کو تقویت دیتے ہوئے نامیاتی فصلوں کی کاشت کے لیے گائے کی کھاد کا استعمال کر کے ماحولیاتی اور معاشرتی بہبود میں فعال طور پر حصہ ڈال رہے ہیں۔

ہم اپنی ماحول دوست کوششوں کو مزید بڑھانے کے لیے اپنے بلند نظر منصوبے کا اعلان کرتے ہوئے پرجوش ہیں۔ کمپنی شمسی اور بائیو ماس کی صلاحیت کے ذریعے 200 سے 600 KWH توانائی شامل کرنے کے منصوبے پر کام شروع کرنے کے لیے تیار ہے۔ یہ اقدام صاف توانائی اور پائیداری کے لیے ہماری غیر متزلزل لگن کا ثبوت ہے، کیونکہ ہمارا مقصد غیر قابل تجدید توانائی کے ذرائع پر اپنے انحصار کو نمایاں طور پر کم کرنا ہے۔

مزید برآں، ہماری وابستگی ہمارے پیکیجنگ مواد تک پھیلی ہوئی ہے، جس میں ہمارے پورے دودھ کی 1۔ لیٹر پیکیجنگ مکمل طور پر بائیو ڈیگرید ایبل ہے اور ہماری Ecolean پیکیجنگ کمیشن کاربونیٹ سے تیار کی گئی ہے۔ یہ اقدامات اجتماعی طور پر ماحولیاتی ذمہ داری اور کمیونٹی اور کرہ ارض دونوں کے لیے مثبت کردار ادا کرنے کے ہمارے مشن کے لیے ہمارے مجموعی نقطہ نظر کی نشاندہی کرتے ہیں۔

کارپوریٹ گورننس

کمپنی سیکورٹیز اینڈ ایکسچینج کمیشن آف پاکستان کے قواعد کی تعمیل کرتی ہے اور کمپنی نے سخت نگرانی کے ساتھ اندرونی ضبط کی بہتر پالیسی کا اطلاق کیا ہے۔

چیئر مین کا تجزیہ

کمپنی کے ڈائریکٹرز چیئر مین کے تجزیہ کو تسلیم کرتے ہیں، جو کمپنی کی مجموعی کارکردگی، آئندہ کالائج عمل اور بورڈ کی کارکردگی اور تاثیر پر رپورٹ سے متعلق ہے۔

مادی تبدیلی

30 جون 2023ء سے آج تک کمپنی کی مالیاتی حالت کو متاثر کرنے والی کوئی تبدیلی یا ہدف سامنے نہیں آیا ہے۔

مستقبل کا منظر نامہ

انتظامیہ کی کاوشوں کی وجہ سے آپ کی کمپنی کا مستقبل بہتر ہے جو کہ مارکیٹ شیئر میں اضافے اور تمام کاروباری طبقات میں وسیع پیمانے پر شرکت ہے۔ کمپنی اپنے موجودہ گاہکوں کے علاوہ متوقع گاہکوں سے اچھے برنس کی امید کرتی ہے۔ اس سلسلے میں کمپنی اپنے گاہکوں کو بہترین مصنوعات فراہم کر رہی ہے۔ یہ سب کام تحقیق کے ساتھ گاہکوں کو عمدہ نئی مصنوعات کی فراہمی کی وجہ سے ممکن ہے۔

اعترافات

ہماری مصنوعات پر مسلسل اعتماد کے لئے ہم اپنے صارفین کے تہہ دل سے شکر گزار ہیں اور اظہور کی مکمل ٹیم، بشمول عملہ کی کاوشوں اور وینڈرز، ڈیلرز اور تمام کاروباری شراکت داروں کی ان تھک محنت کو قدر کی نگاہ سے دیکھتے ہیں اور ان کی مسلسل حمایت کی توقع رکھتے ہیں۔

ہم اللہ کے آگے جھکتے ہیں اور اس کی عنایات اور رہنمائی کے لئے دعا کرتے ہیں۔

مجاہد / برائے بورڈ آف ڈائریکٹرز



ڈائریکٹر



چیف ایگزیکٹو ڈائریکٹر

28 ستمبر 2023ء

Key Operating and Financial Data of Six Years at a Glance

A. Summary of Statement of Profit or Loss		2023 Rupees	2022 Rupees	2021 Rupees	2020 Rupees	2019 Rupees	2018 Rupees
Sales		4,899,692	3,285,913	2,558,360	1,811,537	1,513,288	1,204,453
Gross profit		2,851,759	1,973,910	1,114,508	800,133	790,893	550,425
Profit from operation		1,450,295	1,026,838	421,536	172,255	271,677	169,761
Profit before taxation		1,224,300	912,155	363,439	118,604	249,212	160,552
Profit after taxation		1,247,782	861,141	262,270	54,885	270,100	177,680
B. Summary of Statement of Financial Position							
Share capital		2,186,394	1,987,631	1,774,671	1,613,337	1,466,670	1,100,000
Un-appropriate Profits		2,574,067	1,527,681	885,680	791,630	937,349	331,664
Long term liabilities		794,239	759,293	517,380	198,929	144,575	229,595
Current liabilities		1,692,425	1,161,287	761,892	642,422	384,936	416,241
Non Current Assets		5,985,930	4,459,293	3,191,013	2,661,606	2,235,909	1,642,606
Current Assets		1,303,823	975,904	748,610	584,713	697,621	854,093
C. Performance Indicators							
Gross profit ratio	(%)	58.20	60.07	43.56	44.17	52.26	45.70
Operating profit margin to sales	(%)	29.60	31.25	16.48	9.51	17.95	14.09
Net profit margin to sales (Net)	(%)	25.47	26.21	10.25	3.03	17.85	14.75
Return on average Equit	(%)	30.16	27.89	10.36	2.28	21.05	16.15
Return on capital employed	(%)	26.21	24.50	9.86	2.28	9.26	6.80
Return on average assets	(%)	19.61	18.37	7.30	1.78	9.95	8.94
Current Ratio	(Times)	0.77	0.84	0.98	0.91	1.81	2.05
Quick Ratio	(Times)	0.50	0.46	0.48	0.59	1.45	1.85
Debtors turnover ratio	(Times)	16.48	17.05	20.43	16.10	20.41	18.75
Average collection period	(Days)	22.15	21.41	17.87	22.67	17.88	19.47
Inventory turnover ratio	(Times)	17.98	12.29	12.59	14.16	10.99	14.21
No. of days in Inventory	(Days)	20.30	29.69	28.98	25.78	26.82	26.06
Total assets turnover	(Times)	0.68	0.61	0.65	0.56	0.56	0.61
Earning per Share	(Rs)	5.71	3.94	1.32	0.34	1.69	1.62
Break-up value per share	(Rs)	21.77	17.69	14.99	14.91	15.06	13.02
Debt equity ratio		0.17	0.22	0.19	0.08	0.06	0.16
Total Liabilities to total assets	(%)	34.11	35.34	32.47	25.92	18.05	25.87

Pattern of Shareholding

As at June 30, 2023

No. of Shareholders	From	To	Total Shares Held
221	1	100	5,895
239	101	500	73,534
391	501	1,000	287,942
09	1,001	5,000	1,385,920
140	5,001	10,000	1,021,250
61	10,001	15,000	752,769
40	15,001	20,000	722,589
28	20,001	25,000	644,808
18	25,001	30,000	490,368
12	30,001	35,000	393,448
11	35,001	40,000	414,001
7	40,001	45,000	299,986
12	45,001	50,000	586,760
6	50,001	55,000	322,458
5	55,001	60,000	283,339
4	60,001	65,000	248,240
4	65,001	70,000	274,800
4	70,001	75,000	292,536
2	75,001	80,000	159,753
2	85,001	90,000	176,741
3	90,001	95,000	284,858
3	95,001	100,000	295,150
4	100,001	105,000	411,152
2	110,001	115,000	226,897
2	115,001	120,000	235,920
2	120,001	125,000	243,868
1	125,001	130,000	125,211
1	130,001	135,000	132,000
2	145,001	150,000	298,000
1	165,001	170,000	170,000
2	170,001	175,000	342,366
1	175,001	180,000	179,400
3	185,001	190,000	565,614
2	195,001	200,000	396,257
1	200,001	205,000	203,280
1	215,001	220,000	219,890
1	230,001	235,000	231,194

Pattern of Shareholding

As at June 30, 2023

2	250,001	255,000	501,053
1	260,001	265,000	261,360
2	270,001	275,000	550,000
1	290,001	295,000	293,268
1	300,001	305,000	300,444
1	305,001	310,000	308,000
1	375,001	380,000	379,795
1	385,001	390,000	387,838
2	390,001	395,000	787,130
1	395,001	400,000	400,000
1	550,001	555,000	554,848
1	555,001	560,000	558,216
1	560,001	565,000	560,033
1	590,001	595,000	593,010
2	595,001	600,000	1,192,576
1	665,001	670,000	666,896
1	695,001	700,000	699,061
1	710,001	715,000	715,000
1	720,001	725,000	721,996
1	770,001	775,000	773,096
1	795,001	800,000	800,000
1	915,001	920,000	918,830
1	935,001	940,000	936,828
1	970,001	975,000	974,330
1	1,000,001	1,005,000	1,000,012
2	1,005,001	1,010,000	2,010,208
1	1,120,001	1,125,000	1,021,080
1	1,130,001	1,135,000	1,031,976
1	1,040,001	1,045,000	1,041,018
1	1,095,001	1,100,000	1,096,918
1	1,115,001	1,120,000	1,117,798
1	1,385,001	1,390,000	1,388,952
1	1,685,001	1,690,000	1,688,324
1	1,690,001	1,695,000	1,693,624
1	1,860,001	1,865,000	1,864,910
1	2,410,001	2,415,000	2,411,914
1	2,460,001	2,465,000	2,460,539
1	2,860,001	2,865,000	2,861,858

Pattern of Shareholding

As at June 30, 2023

1	3,740,001	3,745,000	3,740,796
1	6,320,001	6,325,000	6,322,112
1	58,045,001	58,050,000	58,047,539
1	99,605,001	99,610,000	99,608,049
1895			218,639,429

2.3	Categories of shareholders	Share held	Percentage
2.3.1	Directors, Chief Executive Officer, and their spouse and minor children	158,663,692	72.5687%
2.3.2	Associated Companies, undertakings and related parties. (Parent Company)	0	0.0000%
2.3.3	NIT and ICP	560,033	0.2561%
2.3.4	Banks Development Financial Institutions, Non Banking Financial Institutions.	0	0.0000%
2.3.5	Insurance Companies	131,028	0.0599%
2.3.6	Modarabas and Mutual Funds	22,993,667	10.5167%
2.3.7	Shareholders holding 10% or more	157,655,588	72.1076%
2.3.8	General Public		
	a. Local	26,069,637	11.9236%
	b. Foreign	5,450	0.0025%
2.3.9	Others (to be specified)		
	1- Pension Funds	2,846,056	1.3017%
	2- Joint Stock Companies	5,960,216	2.7260%
	3- Others	1,409,650	0.6447%

Catagories of Shareholding required under Code of Corporate Governance (CCG)

As on June 30, 2023

Sr. No.	Name	No. of Shares Held	Percentage
Associated Companies, Undertakings and Related Parties		-	-
Mutual Funds (Name Wise Detail)			
1	CDC - TRUSTEE ABL STOCK FUND (CDC)	1,864,910	0.8530
2	CDC - TRUSTEE AL AMEEN ISLAMIC DEDICATED EQUITY FUND (CDC)	33,260	0.0152
3	CDC - TRUSTEE AL HABIB ISLAMIC STOCK FUND (CDC)	100,100	0.0458
4	CDC - TRUSTEE AL HABIB STOCK FUND (CDC)	18,000	0.0082
5	CDC - TRUSTEE MEEZAN MUTUAL FUND (CDC)	1,688,324	0.7722
6	CDC - TRUSTEE AL-AMEEN ISLAMIC ASSET ALLOCATION FUND (CDC)	261,360	0.1195
7	CDC - TRUSTEE AL-AMEEN SHARIAH STOCK FUND (CDC)	3,740,796	1.7109
8	CDC - TRUSTEE ALHAMRAH ISLAMIC STOCK FUND (CDC)	1,000,012	0.4574
9	CDC - TRUSTEE APF-EQUITY SUB FUND (CDC)	46,290	0.0212
10	CDC - TRUSTEE APIF - EQUITY SUB FUND (CDC)	22,376	0.0102
11	CDC - TRUSTEE ATLAS ISLAMIC DEDICATED STOCK FUND (CDC)	38,209	0.0175
12	CDC - TRUSTEE ATLAS ISLAMIC STOCK FUND (CDC)	1,031,976	0.4720
13	CDC - TRUSTEE ATLAS STOCK MARKET FUND (CDC)	1,021,080	0.4670
14	CDC - TRUSTEE AWT ISLAMIC STOCK FUND (CDC)	89,241	0.0408
15	CDC - TRUSTEE AWT STOCK FUND (CDC)	70,400	0.0322
16	CDC - TRUSTEE LAKSON EQUITY FUND (CDC)	1,041,018	0.4761
17	CDC - TRUSTEE LAKSON ISLAMIC TACTICAL FUND (CDC)	201	0.0001
18	CDC - TRUSTEE MCB PAKISTAN STOCK MARKET FUND (CDC)	2,411,914	1.1031
19	CDC - TRUSTEE MEEZAN ASSET ALLOCATION FUND (CDC)	4,620	0.0021
20	CDC - TRUSTEE MEEZAN BALANCED FUND (CDC)	120,668	0.0552
21	CDC - TRUSTEE MEEZAN ISLAMIC FUND (CDC)	2,460,539	1.1254
22	CDC - TRUSTEE NBP ISLAMIC STOCK FUND (CDC)	231,194	0.1057
23	CDC - TRUSTEE NBP STOCK FUND (CDC)	104,412	0.0478
24	CDC - TRUSTEE UBL ASSET ALLOCATION FUND (CDC)	114,184	0.0522
25	CDC - TRUSTEE UBL DEDICATED EQUITY FUND (CDC)	95,150	0.0435
26	CDC- TRUSTEE UBL RETIREMENT SAVINGS FUND - EQUITY SUB FUND (CDC)	666,896	0.3050
27	CDC - TRUSTEE UBL STOCK ADVANTAGE FUND (CDC)	2,861,858	1.3089
28	CDC - TRUSTEE - MEEZAN DEDICATED EQUITY FUND (CDC)	47,120	0.0216
29	CDC-TRUSTEE AL-AMEEN ISLAMIC RET. SAV. FUND- EQUITY SUB FUND (CDC)	554,848	0.2538
30	CDC-TRUSTEE ALHAMRA ISLAMIC ASSET ALLOCATION FUND (CDC)	400,000	0.1829
31	MCBFSL - TRUSTEE ABL ISLAMIC STOCK FUND (CDC)	773,096	0.3536
32	MCBFSL - TRUSTEE ABL ISLAMIC DEDICATED STOCK FUND (CDC)	38,000	0.0174

Catagories of Shareholding required under Code of Corporate Governance (CCG)

As on June 30, 2023

Directors and their Spouse and Minor Children (Name Wise Detail):

1	MR. RASIKH ELAHI	99,608,049	45.5581
2	MR. SHABBI ZAHID ALI	744	0.0003
3	MR. AURANGZEB FIROZ	1,154	0.0005
4	SHEIKH IJAZ NISAR	1	0.0000
5	MRS. FARZANA FIROZ (CDC)	1,005,104	0.4597
6	MR. AMAR ZAFAR KHAN	1	0.0000
7	MR. ABID SATTAR (CDC)	1,100	0.0005
8	MRS. ZAHRA ALI ELAHI W/O RASHIKH ELAHI	58,047,539	26.5494

Executives:

- -

Public Sector Companies & Corporations:

- -

Banks, Development Finance Institutions, Non Banking Finance

3,018,699 1.3807

Companies, Insurance Companies, Takaful, Modarabas and Pension Funds:

Shareholders holding five percent or more voting intrest in the listed company (Name Wise Detail)

1	MR. RASIKH ELAHI	99,608,049	45.5581
2	MRS. ZAHRA ALI ELAHI W/O RASHIKH ELAHI	58,047,539	26.5494

All trades in the shares of the listed company, carried out by its Directors, Executives and their spouses and minor children shall also be disclosed:

S. No.	Name	Sale	Purchase	Bonus
1	MR. RASIKH ELAHI			9,055,277
2	MR. SHABBI ZAHID ALI			67
3	MR. AURANGZEB FIROZ			67
4	MR. AURANGZEB FIROZ (CDC)			37
5	MRS. FARZANA FIROZ (CDC)			91,373
6	MR. ABID SATTAR (CDC)			100
7	MRS. ZAHRA ALI ELAHI W/O RASHIKH ELAHI			5,277,049

Statement of Compliance with Listed Companies (Code of Corporate Governance) Regulations, 2019 ("the Regulations") For the year ended June 30, 2023

The Company has complied with the requirements of the Regulations in the following manner:

1. The total number of directors are seven (07) as per following:

- a. Male: 6
- b. Female: 1

* Syed Kashif ul Hassan Shah has resigned as Director of the Company with effect from 26 August 2022. Casual vacancy shall be filled at the time of upcoming election of Board of Directors.

2. The composition of board is as follow:

S. No.	Category	Names
1	Independent Directors	Mr. Ijaz Nisar Mr. Aurangzeb Firoz Syed Kashif ul Hassan Shah (Appointed as Director with effect from 20 September 2023 in place of Mr. Amar Zafar Khan who resigned as Director with effect from 20 September 2023) Mr. Abid Sattar Dr. Farzana Firoz (Female Director)
2	Non-Executive Directors	Mr. Shabbi Zahid Ali
3	Executive Director	Mr. Rasikh Elahi (Chief Executive)

3. The Directors have confirmed that none of them is serving as a Director on more than seven listed companies, including this Company;
4. The Company has prepared a code of conduct and has ensured that appropriate steps have been taken to disseminate it throughout the Company along with its supporting policies and procedures;
5. The Board has developed a vision / mission statement, overall corporate strategy and significant policies of the Company. The Board has ensured that complete record of particulars of the significant policies along with their date of approval or updating is maintained by the company;
6. All the powers of the Board have been duly exercised and decisions on relevant matters have been taken by the Board / shareholders as empowered by the relevant provisions of the Companies Act, 2017 (the Act) and the Regulations;
7. The meetings of the Board were presided over by the Chairman and, in his absence, by a Director elected by the Board for this purpose. The Board has complied with the requirements of Act and the Regulations with respect to frequency, recording and circulating minutes of meeting of the Board;
8. The Board have a formal policy and transparent procedures for remuneration of Directors in accordance with the Act and these Regulations;
9. The Board has arranged Directors' Training program for the following;

Names of Directors

Mr. Aurangzeb Firoz

Mr. Abid Sattar

Syed Kashif ul Hassan Shah (Appointed as Director with effect from 20 September 2023 in place of Mr. Amar Zafar Khan who resigned as Director with effect from 20 September 2023)

10. The Board has approved appointment of Chief Financial Officer, Company Secretary and Head of Internal

Statement of Compliance with Listed Companies (Code of Corporate Governance) Regulations, 2019 ("the Regulations") For the year ended June 30, 2023

Audit, including their remuneration and terms and conditions of employment and complied with relevant requirements of the Regulations.

11. Chief Financial Officer and Chief Executive Officer duly endorsed the financial statements before approval of the Board;
12. The Board has formed committees comprising of members given below:

a) Audit Committee:

Syed Kashif ul Hassan Shah (Appointed as Director with effect from 20 September 2023 in place of Mr. Amar Zafar Khan who resigned as Director with effect from 20 September 2023)	Chairman
Mr. Shabbi Zahid Ali	Member
Mr. Abid Sattar	Member

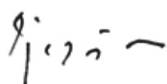
b) HR and Remuneration Committee:

Mr. Ijaz Nisar	Chairman
Mr. Rasikh Elahi	Member
Mr. Shabbi Zahid Ali	Member

13. The terms of reference of the aforesaid committees have been formed, documented and advised to the committee for compliance;
14. The frequency of meetings (quarterly / half yearly / yearly) of the committee were as per following:
 - a) Audit Committee:**
Four meetings were held during the financial year ended 30 June 2023.
 - b) Human Resource & Remuneration Committee:**
One meeting was held during the financial year ended 30 June 2023.
15. The Board has set up an effective internal audit function who are considered suitably qualified and experienced for the purpose and are conversant with the policies and procedures of the Company;
16. The statutory auditors of the Company have confirmed that they have been given a satisfactory rating under the Quality Control Review program of the Institute of Chartered Accountants of Pakistan and registered with Audit Oversight Board of Pakistan, that they and all their partners are in compliance with International Federation of Accountants (IFAC) guidelines on code of ethics as adopted by the Institute of Chartered Accountants of Pakistan and that they and the partners of the firm involved in the audit are not a close relative (spouse, parent, dependent and non-dependent children) of the Chief Executive Officer, Chief Financial Officer, Head of Internal Audit, Company Secretary or Director of the company;
17. The statutory auditors or the persons associated with them have not been appointed to provide other services except in accordance with the Act, these Regulations or any other regulatory requirement and the auditors have confirmed that they have observed IFAC guidelines in this regard;
18. We confirm that all requirements of regulations 3, 6, 7, 8, 27, 32, 33 and 36 of the Regulations have been complied with;
19. Explanations for non-compliance with requirements, other than regulations 3, 6, 7, 8, 27, 32, 33 and 36 are below:

Statement of Compliance with Listed Companies
 (Code of Corporate Governance) Regulations, 2019 ("the Regulations")
 For the year ended June 30, 2023

Sr. No.	Requirements	Explanation of Non-Compliance	Regulation Number
1	Representation of Minority shareholders The minority members as a class shall be facilitated by the Board to contest election of directors by proxy solicitation.	No one intended to contest election as director representing minority shareholders.	5
2	Directors' Orientation Program Acquainting the Directors with these Regulations, applicable laws, their duties and responsibilities.	All the Directors are suitably qualified and experienced and three of them have completed their prescribed Directors' Training.	18
3	Directors' Training All directors have acquired the prescribed certification under Directors Training up to 30 June 2022.	3 out of 7 Directors of the Company have acquired Directors' Training Program certification. The Company has planned to arrange Directors' Training Program certification for remaining Directors before 30 June 2024.	19(1)
4	Directors' Training Companies are encouraged to arrange training for at least one female executive every year under the Directors' Training Program from year July 2020.	The Company has planned to arrange Directors' Training Program certification for a female executive in next few years.	19(3)
5	Directors' Training Companies are encouraged to arrange training for at least one head of department every year under the Directors' Training Program from July 2022.	The Company has planned to arrange Directors' Training Program certification for head of department in next few years.	19(3)
6	Company Secretary Same person shall not simultaneously hold office of Chief Financial Officer and the Company Secretary.	The Company is in process to separate these two designations.	24
7	Nomination Committee The Board may constitute a separate committee, designated as the nomination committee, of such number and class of Directors, as it may deem appropriate in its circumstances.	Currently, the Board has not constituted a separate nomination committee and the functions are being performed by the human resource and remuneration committee. The Board shall consider to constitute nomination committee when required.	29
8	Risk Management Committee The Board may constitute the risk management committee, of such number and class of Directors, as it may deem appropriate in its circumstances, to carry out a review of effectiveness of risk management procedures and present a report to the Board.	Currently, the Board has not constituted a risk management committee and senior officers of the Company perform the requisite functions and apprise the Board accordingly. The Board shall consider to constitute risk management committee when required.	30
9	Disclosure of significant policies on website The Company may post key elements of its significant policies, brief synopsis of terms of reference of the Board's committees on its website and key elements of the directors' remuneration policy.	Although these are well circulated among the relevant employees and Directors, the Board shall consider posting such policies and synopsis on its website in near future.	35



Chairman
 September 28, 2023
 Lahore

Independent Auditor's Review Report to the members of At-Tahur Limited

Review Report on the Statement of Compliance contained in Listed Companies (Code of Corporate Governance) Regulations, 2019

We have reviewed the enclosed Statement of Compliance with the Listed Companies (Code of Corporate Governance) Regulations, 2019 (the Regulations) prepared by the Board of Directors of At-Tahur Limited (the Company) for the year ended 30 June 2023 in accordance with the requirements of regulation 36 of the Regulations.

The responsibility for compliance with the Regulations is that of the Board of Directors of the Company. Our responsibility is to review whether the Statement of Compliance reflects the status of the Company's compliance with the provisions of the Regulations and report if it does not and to highlight any non-compliance with the requirements of the Regulations. A review is limited primarily to inquiries of the Company's personnel and review of various documents prepared by the Company to comply with the Regulations.

As a part of our audit of the financial statements we are required to obtain an understanding of the accounting and internal control systems sufficient to plan the audit and develop an effective audit approach. We are not required to consider whether the Board of Directors' statement on internal control covers all risks and controls or to form an opinion on the effectiveness of such internal controls, the Company's corporate governance procedures and risks.

The Regulations require the Company to place before the Audit Committee, and upon recommendation of the Audit Committee, place before the Board of Directors for their review and approval, its related party transactions. We are only required and have ensured compliance of this requirement to the extent of the approval of the related party transactions by the Board of Directors upon recommendation of the Audit Committee.

Based on our review, nothing has come to our attention which causes us to believe that the Statement of Compliance does not appropriately reflect the Company's compliance, in all material respects, with the requirements contained in the Regulations as applicable to the Company for the year ended 30 June 2023.



RIAZ AHMAD & COMPANY
Chartered Accountants

Lahore

Date: 28 September, 2023

UDIN: CR202310158Ez3M4qTAg

Independent Auditor's Report to the Members of At-Tahur Limited

Report on the Audit of the Financial Statements

Opinion

We have audited the annexed financial statements of At-Tahur Limited (the Company), which comprise the statement of financial position as at 30 June 2023, and the statement of profit or loss, the statement of comprehensive income, the statement of changes in equity, the statement of cash flows for the year then ended, and notes to the financial statements, including a summary of significant accounting policies and other explanatory information, and we state that we have obtained all the information and explanations which, to the best of our knowledge and belief, were necessary for the purposes of the audit.

In our opinion and to the best of our information and according to the explanations given to us, the statement of financial position, the statement of profit or loss, the statement of comprehensive income, the statement of changes in equity and the statement of cash flows together with the notes forming part thereof conform with the accounting and reporting standards as applicable in Pakistan and give the information required by the Companies Act, 2017 (XIX of 2017), in the manner so required and respectively give a true and fair view of the state of the Company's affairs as at 30 June 2023 and of the profit, other comprehensive loss, the changes in equity and its cash flows for the year then ended.

Basis for Opinion

We conducted our audit in accordance with International Standards on Auditing (ISAs) as applicable in Pakistan. Our responsibilities under those standards are further described in the Auditor's Responsibilities for the Audit of the Financial Statements section of our report. We are independent of the Company in accordance with the International Ethics Standards Board for Accountants' Code of Ethics for Professional Accountants as adopted by the Institute of Chartered Accountants of Pakistan (the Code) and we have fulfilled our other ethical responsibilities in accordance with the Code. We believe that the audit evidence we have obtained is sufficient and appropriate to provide a basis for our opinion.

Key Audit Matters

Key audit matters are those matters that, in our professional judgment, were of most significance in our audit of the financial statements of the current period. These matters were addressed in the context of our audit of the financial statements as a whole, and in forming our opinion thereon, and we do not provide a separate opinion on these matters.

Following are the Key audit matters:

Sr. No.	Key audit matters	How the matters were addressed in our audit
1.	<p>Fair value recognition of biological assets</p> <p>As at 30 June 2023, the carrying value of the Company's biological assets comprising of heifers / calves, bulls and milking cows (collectively referred to as 'dairy livestock'), amounted to Rupees 3,994.596 million, which approximates the fair value less costs to sell representing 55.15% of its total assets.</p> <p>During the year ended 30 June 2023, the Company has recognized fair value gain of Rupees 1,949.184 million arising from the changes in fair value less costs to sell due to biological transformation of dairy livestock, changes in prices of the dairy livestock of similar attributes and changes in foreign currency exchange rates at the reporting date.</p>	<p>Our audit procedures in relation to the determination of fair value of biological assets, amongst others, included the following:</p> <ul style="list-style-type: none"> We obtained understanding and assessed the Company's internal controls over the determination of fair value of dairy livestock at each reporting date. We assessed the appropriateness of the Company's accounting policies for recognition of changes in fair value of biological assets at each reporting date based on the results of valuation of dairy livestock by independent valuers and compliance of those policies with accounting and reporting standards.

Independent Auditor's Report to the Members of At-Tahur Limited Report on the Audit of the Financial Statements

Sr. No.	Key audit matters	How the matters were addressed in our audit
	<p>Dairy livestock are measured on initial recognition and at the end of each reporting date at their fair value less costs to sell. The determination of the fair value requires significant management's judgement regarding inter alia, the species, age, culling rates and growing condition of the dairy livestock. The management employs independent valuers to support its determination of the fair value of the dairy livestock at the end of each reporting date.</p> <p>For further information on biological assets, refer to the following:</p> <ul style="list-style-type: none"> - Summary of significant accounting policies, Biological assets note 2.7 to the financial statements. - Biological assets note 17 to the financial statements. 	<ul style="list-style-type: none"> • We assessed the reasonableness of valuation of dairy livestock by reviewing the representations given by the management to the independent valuers, challenging and performing audit procedures on key assumptions, estimates and accuracy of the data provided by the management and comparing the key assumptions and estimates to the historical data which were used as basis by the independent valuers. • We considered the objectivity, independence and expertise of the independent valuers. • We reviewed the adequacy and appropriateness of the disclosures relating to the fair value measurement of biological assets in the financial statements in accordance with accounting and reporting standards.
2.	<p>Revenue recognition</p> <p>The Company recognized net revenue from contracts with customers of Rupees 4,899.692 million for the year ended 30 June 2023.</p> <p>We identified recognition of revenue as a key audit matter because revenue is one of the key performance indicator of the Company and gives rise to an inherent risk that revenue could be subject to misstatement to meet expectations or targets.</p> <p>For further information, refer to the following:</p> <ul style="list-style-type: none"> - Summary of significant accounting policies, Revenue recognition note 2.24 to the financial statements. - Revenue from contracts with customers note 27 to the financial statements. 	<p>Our procedures included, but were not limited to:</p> <ul style="list-style-type: none"> • We obtained an understanding of the process relating to recognition of revenue and testing the design, implementation and operating effectiveness of key internal controls over recording of revenue. • We compared a sample of revenue transactions recorded during the year with sales orders, sales invoices, delivery documents and other relevant underlying documents. • We compared a sample of revenue transactions recorded around the year-end with the sales orders, sales invoices, delivery documents and other relevant underlying documentation to assess if the related revenue was recorded in the appropriate accounting period. • We tested the effectiveness of the Company's internal controls over the calculation and recognition of discounts.

Independent Auditor's Report to the Members of At-Tahur Limited Report on the Audit of the Financial Statements

Sr. No.	Key audit matters	How the matters were addressed in our audit
		<ul style="list-style-type: none"> • We assessed whether the accounting policies for revenue recognition complies with the requirements of IFRS 15 'Revenue from Contracts with Customers'. • We compared the details of a sample of journal entries posted to revenue accounts during the year, which met certain specific risk-based criteria, with the relevant underlying documentation. • We also considered the appropriateness of disclosures in the financial statements.

Information Other than the Financial Statements and Auditor's Report Thereon

Management is responsible for the other information. The other information comprises the information included in the annual report, but does not include the financial statements and our auditor's report thereon.

Our opinion on the financial statements does not cover the other information and we do not express any form of assurance conclusion thereon.

In connection with our audit of the financial statements, our responsibility is to read the other information and, in doing so, consider whether the other information is materially inconsistent with the financial statements or our knowledge obtained in the audit or otherwise appears to be materially misstated. If, based on the work we have performed, we conclude that there is a material misstatement of this other information, we are required to report that fact. We have nothing to report in this regard.

Responsibilities of Management and Board of Directors for the Financial Statements

Management is responsible for the preparation and fair presentation of the financial statements in accordance with the accounting and reporting standards as applicable in Pakistan and the requirements of Companies Act, 2017 (XIX of 2017) and for such internal control as management determines is necessary to enable the preparation of financial statements that are free from material misstatement, whether due to fraud or error.

In preparing the financial statements, management is responsible for assessing the Company's ability to continue as a going concern, disclosing, as applicable, matters related to going concern and using the going concern basis of accounting unless management either intends to liquidate the Company or to cease operations, or has no realistic alternative but to do so.

Board of directors are responsible for overseeing the Company's financial reporting process.

Auditor's Responsibilities for the Audit of the Financial Statements

Our objectives are to obtain reasonable assurance about whether the financial statements as a whole are free from material misstatement, whether due to fraud or error, and to issue an auditor's report that includes our opinion. Reasonable assurance is a high level of assurance, but is not a guarantee that an audit conducted in

Independent Auditor's Report to the Members of At-Tahur Limited Report on the Audit of the Financial Statements

accordance with ISAs as applicable in Pakistan will always detect a material misstatement when it exists. Misstatements can arise from fraud or error and are considered material if, individually or in the aggregate, they could reasonably be expected to influence the economic decisions of users taken on the basis of these financial statements.

As part of an audit in accordance with ISAs as applicable in Pakistan, we exercise professional judgment and maintain professional skepticism throughout the audit. We also:

- Identify and assess the risks of material misstatement of the financial statements, whether due to fraud or error, design and perform audit procedures responsive to those risks, and obtain audit evidence that is sufficient and appropriate to provide a basis for our opinion. The risk of not detecting a material misstatement resulting from fraud is higher than for one resulting from error, as fraud may involve collusion, forgery, intentional omissions, misrepresentations, or the override of internal control.
- Obtain an understanding of internal control relevant to the audit in order to design audit procedures that are appropriate in the circumstances, but not for the purpose of expressing an opinion on the effectiveness of the Company's internal control.
- Evaluate the appropriateness of accounting policies used and the reasonableness of accounting estimates and related disclosures made by management.
- Conclude on the appropriateness of management's use of the going concern basis of accounting and, based on the audit evidence obtained, whether a material uncertainty exists related to events or conditions that may cast significant doubt on the Company's ability to continue as a going concern. If we conclude that a material uncertainty exists, we are required to draw attention in our auditor's report to the related disclosures in the financial statements or, if such disclosures are inadequate, to modify our opinion. Our conclusions are based on the audit evidence obtained up to the date of our auditor's report. However, future events or conditions may cause the Company to cease to continue as a going concern.
- Evaluate the overall presentation, structure and content of the financial statements, including the disclosures, and whether the financial statements represent the underlying transactions and events in a manner that achieves fair presentation.

We communicate with the board of directors regarding, among other matters, the planned scope and timing of the audit and significant audit findings, including any significant deficiencies in internal control that we identify during our audit.

We also provide the board of directors with a statement that we have complied with relevant ethical requirements regarding independence, and to communicate with them all relationships and other matters that may reasonably be thought to bear on our independence, and where applicable, related safeguards.

From the matters communicated with the board of directors, we determine those matters that were of most significance in the audit of the financial statements of the current period and are therefore the key audit matters. We describe these matters in our auditor's report unless law or regulation precludes public disclosure about the matter or when, in extremely rare circumstances, we determine that a matter should not be communicated in our report because the adverse consequences of doing so would reasonably be expected to outweigh the public interest benefits of such communication.

Independent Auditor's Report to the Members of At-Tahur Limited Report on the Audit of the Financial Statements

Report on Other Legal and Regulatory Requirements

Based on our audit, we further report that in our opinion:

- a) proper books of account have been kept by the Company as required by the Companies Act, 2017 (XIX of 2017);
- b) the statement of financial position, the statement of profit or loss, the statement of comprehensive income, the statement of changes in equity and the statement of cash flows together with the notes thereon have been drawn up in conformity with the Companies Act, 2017 (XIX of 2017) and are in agreement with the books of account and returns;
- c) investments made, expenditure incurred and guarantees extended during the year were for the purpose of the Company's business; and
- d) no Zakat was deductible at source under the Zakat and Ushr Ordinance, 1980 (XVIII of 1980).

The engagement partner on the audit resulting in this independent auditor's report is Mubashar Mehmood.



RIAZ AHMAD & COMPANY
Chartered Accountants

Lahore

Date: 28 September, 2023

UDIN: AR202310158wNVBsH9oX

Statement of Financial Position

as at 30 JUNE 2023

	NOTE	2023	2022
(RUPEES IN THOUSAND)			
EQUITY AND LIABILITIES			
SHARE CAPITAL AND RESERVES			
Authorized share capital 220,000,000 (2022: 200,000,000) ordinary shares of Rupees 10 each		2,200,000	2,000,000
Issued, subscribed and paid-up share capital	3	2,186,394	1,987,631
Capital contribution	4	42,628	-
Reserves	5	2,574,067	1,527,681
Total equity		4,803,089	3,515,312
LIABILITIES			
NON-CURRENT LIABILITIES			
Employees' retirement benefit	6	150,298	113,818
Lease liabilities	7	191,819	126,464
Long term financing	8	336,767	491,748
Deferred liabilities	9	115,355	27,263
		794,239	759,293
CURRENT LIABILITIES			
Trade and other payables	10	944,152	522,914
Short term borrowings	11	460,376	439,620
Accrued mark-up / profit	12	48,627	40,799
Current portion of non-current liabilities	13	239,235	157,919
Unclaimed dividend		35	35
		1,692,425	1,161,287
Total liabilities		2,486,664	1,920,580
CONTINGENCIES AND COMMITMENTS	14	-	-
TOTAL EQUITY AND LIABILITIES		7,289,753	5,435,892

The annexed notes form an integral part of these financial statements.



CHIEF EXECUTIVE



DIRECTOR



CHIEF FINANCIAL OFFICER

	NOTE	2023	2022
(RUPEES IN THOUSAND)			
ASSETS			
NON-CURRENT ASSETS			
Property, plant and equipment	15	1,664,658	1,616,138
Right-of-use assets	16	223,763	136,572
Biological assets	17	3,992,849	2,670,928
Long term security deposits	18	65,523	35,405
Deferred income tax asset - net	19	39,137	945
		5,985,930	4,459,988
CURRENT ASSETS			
Stores	20	45,838	38,798
Inventories	21	412,329	403,912
Biological assets	17	1,747	464
Trade debts	22	238,976	161,366
Short term advances and prepayments	23	59,538	101,219
Short term deposits and other receivables	24	342,869	185,835
Advance income tax - net of provision for taxation	25	95,231	56,814
Cash and bank balances	26	107,295	27,496
		1,303,823	975,904
TOTAL ASSETS		7,289,753	5,435,892



CHIEF EXECUTIVE



DIRECTOR



CHIEF FINANCIAL OFFICER

Statement of Profit or Loss

For the year ended 30 June 2023

	NOTE	2023	2022
(RUPEES IN THOUSAND)			
REVENUE FROM CONTRACTS WITH CUSTOMERS	27	4,899,692	3,285,913
GAIN ARISING ON INITIAL RECOGNITION OF MILK AT FAIR VALUE LESS COSTS TO SELL AT THE TIME OF MILKING	28.1	3,341,977	2,114,783
GAINS ARISING FROM CHANGES IN FAIR VALUE LESS COSTS TO SELL OF DAIRY LIVESTOCK	17.1	1,949,184	1,165,385
OPERATING COSTS	28	10,190,853 (7,339,094)	6,566,081 (4,592,171)
		2,851,759	1,973,910
ADMINISTRATIVE AND GENERAL EXPENSES	29	(286,099)	(237,460)
SELLING AND MARKETING EXPENSES	30	(556,365)	(360,913)
OTHER EXPENSES	31	(607,427)	(369,719)
		(1,449,891)	(968,092)
OTHER INCOME	32	1,401,868 48,427	1,005,818 21,020
PROFIT FROM OPERATIONS		1,450,295	1,026,838
FINANCE COST	33	(225,995)	(114,683)
PROFIT BEFORE TAXATION		1,224,300	912,155
TAXATION	34	23,482	(51,014)
PROFIT AFTER TAXATION		1,247,782	861,141
EARNINGS PER SHARE - BASIC AND DILUTED (RUPEES)	35	5.71	3.94
			(Restated)

The annexed notes form an integral part of these financial statements.



CHIEF EXECUTIVE



DIRECTOR



CHIEF FINANCIAL OFFICER

Statement of Comprehensive Income

For the year ended 30 June 2023

	2023	2022
	(RUPEES IN THOUSAND)	
PROFIT AFTER TAXATION	1,247,782	861,141
OTHER COMPREHENSIVE LOSS		
Items that may be reclassified subsequently to profit or loss	-	-
Items that will not be reclassified to profit or loss:		
Remeasurement of defined benefit plan - net of tax	(2,633)	(6,180)
Other comprehensive loss for the year - net of tax	(2,633)	(6,180)
TOTAL COMPREHENSIVE INCOME FOR THE YEAR	1,245,149	854,961

The annexed notes form an integral part of these financial statements.



CHIEF EXECUTIVE



DIRECTOR



CHIEF FINANCIAL OFFICER

Statement of Changes in Equity

For the year ended 30 June 2023

SHARE CAPITAL	CAPITAL CONTRIBUTION	RESERVES			TOTAL
		CAPITAL RESERVE	REVENUE RESERVE	TOTAL RESERVES	
		SHARE PREMIUM	UN-APPROPRIATED PROFIT		

----- (RUPEES IN THOUSAND) -----

Balance as at 30 June 2021	1,774,671	-	48,138	837,542	885,680	2,660,351
Transaction with owners - Issue of 1.2 bonus shares for every 10 ordinary shares for the year ended 30 June 2021	212,960	-	(48,138)	(164,822)	(212,960)	-
Profit for the year	-	-	-	861,141	861,141	861,141
Other comprehensive loss for the year	-	-	-	(6,180)	(6,180)	(6,180)
Total comprehensive income for the year	-	-	-	854,961	854,961	854,961
Balance as at 30 June 2022	1,987,631	-	-	1,527,681	1,527,681	3,515,312
Transaction with owners:						
Issue of 1 bonus shares for every 10 ordinary shares for the year ended 30 June 2022	198,763	-	-	(198,763)	(198,763)	-
Received from chief executive during the year	-	42,628	-	-	-	42,628
	198,763	42,628	-	(198,763)	(198,763)	42,628
Profit for the year	-	-	-	1,247,782	1,247,782	1,247,782
Other comprehensive loss for the year	-	-	-	(2,633)	(2,633)	(2,633)
Total comprehensive income for the year	-	-	-	1,245,149	1,245,149	1,245,149
Balance as at 30 June 2022	2,186,394	42,628	-	2,574,067	2,574,067	4,803,089

The annexed notes form an integral part of these financial statements.



CHIEF EXECUTIVE



DIRECTOR



CHIEF FINANCIAL OFFICER

Statement of Cash Flows

For the year ended 30 June 2023

	NOTE	2023	2022
(RUPEES IN THOUSAND)			
CASH FLOWS FROM OPERATING ACTIVITIES			
Cash generated from operations	36	424,781	113,426
Finance cost paid		(186,021)	(69,224)
Income tax paid		(53,127)	(43,634)
Net increase in security deposits		(30,118)	(10,493)
Net cash generated from / (used in) operating activities		155,515	(9,925)
CASH FLOWS FROM INVESTING ACTIVITIES			
Capital expenditure on property, plant and equipment		(166,336)	(344,411)
Initial direct cost incurred on right-of-use asset		(2,136)	(975)
Purchase of dairy livestock		-	(236,307)
Proceeds from sale of operating fixed assets		120,044	28,413
Short term investment made		-	40,000
Short term investment disposed of		-	(40,000)
Proceeds from sale of dairy livestock		53,581	72,577
Return on bank deposits		338	612
Interest on term deposit receipts		-	1,575
Net cash from / (used in) investing activities		5,491	(478,516)
CASH FLOWS FROM FINANCING ACTIVITIES			
Short term borrowings - net		20,756	164,267
Capital contribution		42,628	-
Repayment of lease liabilities		(31,712)	(16,037)
Long term financing obtained		12,966	323,530
Long term financing repaid		(118,346)	(70,047)
Repayment of deferred payment obligation		(7,499)	-
Dividend paid		-	(8)
Net cash (used in) / from financing activities		(81,207)	401,705
Net increase / (decrease) in cash and cash equivalents		79,799	(86,736)
Cash and cash equivalents at the beginning of the year		27,496	114,232
Cash and cash equivalents at the end of the year		107,295	27,496

The annexed notes form an integral part of these financial statements.



CHIEF EXECUTIVE



DIRECTOR



CHIEF FINANCIAL OFFICER

Notes to the Financial Statements

For the year ended 30 June 2023

1. THE COMPANY AND ITS OPERATIONS

1.1 At-Tahur Limited (“the Company”) is a public limited Company incorporated in Pakistan on 16 March 2007 under the repealed Companies Ordinance, 1984 (Now Companies Act, 2017). The Company was incorporated as a private limited Company and subsequently converted into a public limited Company with effect from 28 September 2015. On 23 July 2018, the Company was listed on Pakistan Stock Exchange Limited. The principal activity of the Company is to run dairy farm for the production and processing of milk and dairy products. The registered office of the Company is situated at 182-Abu Bakar Block, New Garden Town, Lahore.

1.2 Geographical location and addresses of all business units are as follows:

Dairy Farm, Distribution Centers and Offices	Addresses
Dairy farm and plant	Kotli Rai Abubakar, District Kasur
Warehouse	Fateh Jhang Road, Mouza Hakla, Tehsil Taxila, District Rawalpindi
Distribution Centers:	
Lahore	Belcore Industries, Street No. 1, Natt Town, Thokar Niaz Baig, Multan Road, Lahore
Rawalpindi	Plot No. 191, Gulshan e Sehat, Main Fateh Jang Road, Rawalpindi
Offices:	
Head office	182, Abu Bakar Block, New Garden Town, Lahore
Sargodha office	Plot No. C-1, Zia Soap Factory, Small Industrial State, Sargodha
Multan office	New Airport Road, Madina-tul-Aulia Bridge, Wasil Road, Multan
Faisalabad office	P-5, Officers Colony No. 2, Abid Shaheed Road, Madina Town, Faisalabad
Gujranwala office	Ikram Town, Bazar No. 1, Jinnah Road, Gujranwala
Peshawar office	Malik Shams Rehman Market, Ring Road, Peshawar
Karachi office	Plot No. 1-5/1, Sector 5, Korangi Industrial Area, Karachi

2. SUMMARY OF SIGNIFICANT ACCOUNTING POLICIES

The significant accounting policies applied in the preparation of these financial statements are set out below. These policies have been consistently applied to all periods presented, unless otherwise stated:

2.1 Basis of preparation

a) Statement of compliance

These financial statements have been prepared in accordance with the accounting and reporting standards as applicable in Pakistan. The accounting and reporting standards applicable in Pakistan comprise of:

- International Financial Reporting Standards (IFRSs) issued by the International Accounting Standards Board (IASB) as notified under the Companies Act, 2017; and

Notes to the Financial Statements

For the year ended 30 June 2023

- Provisions of and directives issued under the Companies Act, 2017.

Where provisions of and directives issued under the Companies Act, 2017 differ from the IFRSs, the provisions of and directives issued under the Companies Act, 2017 have been followed.

b) Accounting convention

These financial statements have been prepared under the historical cost convention except as otherwise stated in the respective accounting policies.

c) Critical accounting estimates and judgments

The preparation of financial statements in conformity with the approved accounting standards requires the use of certain critical accounting estimates. It also requires the management to exercise its judgment in the process of applying the Company's accounting policies. Estimates and judgments are continually evaluated and are based on historical experience and other factors, including expectations of future events that are believed to be reasonable under the circumstances. The areas where various assumptions and estimates are significant to the Company's financial statements or where judgments were exercised in application of accounting policies are as follows:

Useful lives, patterns of economic benefits and impairment

Estimates with respect to residual values and useful lives and pattern of flow of economic benefits are based on the analysis of the management of the Company. Further, the Company reviews the value of assets for possible impairment on an annual basis. Any change in the estimates in the future might affect the carrying amount of respective item of property, plant and equipment, with a corresponding effect on the depreciation charge and impairment.

Income tax

In making the estimates for income tax currently payable by the Company, the management takes into account the current income tax law and the decisions of appellate authorities on certain issues in the past. Instances where the Company's view differs from the view taken by the income tax department at the assessment stage and where the Company considers that its view on items of material nature is in accordance with law, the amounts are shown as contingent liabilities.

Fair valuation of biological assets

The Company values its biological assets at fair value less costs to sell. Any change in estimate might affect the carrying amount of the biological asset with a corresponding charge to the statement of profit or loss.

Inventories

Net realizable value of inventories is determined with reference to currently prevailing selling prices less estimated expenditure to make sales.

Allowance for expected credit losses

The allowance for expected credit losses assessment requires a degree of estimation and judgement. It is based on the lifetime expected credit loss, grouped based on days overdue, and makes assumptions to allocate an overall expected credit loss rate for each group. These assumptions include recent sales experience and historical collection rates.

Notes to the Financial Statements

For the year ended 30 June 2023

Employees' retirement benefit

The Company uses the valuation performed by an independent actuary as the present value of its retirement benefit obligation. The valuation is based on assumptions as mentioned in note 6.5.

Revenue from contracts with customers involving sale of goods

When recognizing revenue in relation to the sale of goods to customers, the key performance obligation of the Company is considered to be the point of delivery of the goods to the customer, as this is deemed to be the time that the customer obtains control of the promised goods and therefore the benefits of unimpeded access.

Contingencies

The Company reviews the status of all pending litigations and claims against the Company. Based on the judgment and the advice of the legal advisors for the estimated financial outcome, appropriate disclosure or provision is made. The actual outcome of these litigations and claims can have an effect on the carrying amounts of the liabilities recognized at the statement of financial position date.

Provisions

As the actual outflows can differ from estimates made for provisions due to changes in laws, regulations, public expectations, technology, prices and conditions, and can take place many years in the future, the carrying amounts of provisions are reviewed at each reporting date and adjusted to take account of such changes. Any adjustments to the amount of previously recognised provision is recognised in the statement of profit or loss unless the provision was originally recognised as part of cost of an asset.

Recovery of deferred income tax assets

Deferred income tax assets are recognised for deductible temporary differences only if the Company considers it is probable that future taxable amounts will be available to utilise those temporary differences and losses.

d) Amendments to published approved accounting standards that are effective in current year and are relevant to the Company

Following amendments to published approved accounting standards are mandatory for the Company's accounting periods beginning on or after 01 July 2022:

- Amendments to IAS 16 'Property, Plant and Equipment' - Proceeds before Intended Use'.
- Amendments to IAS 37 'Provisions, Contingent Liabilities and Contingent Assets' - Onerous Contracts Cost of Fulfilling a Contract which amended IAS 1 'Presentation of Financial Statements'.
- Annual improvements to IFRS standards 2018-2020 which amended IFRS 9 'Financial Instruments' and IFRS 16 'Leases'.
- 'Reference to the Conceptual Framework (Amendments to IFRS 3)' published by the International Accounting Standards Board (IASB) with amendments to IFRS 3 'Business Combinations'.

The above-mentioned amendments to approved accounting standards did not have any impact on the amounts recognised in prior period and are not expected to significantly affect the current or future periods.

Notes to the Financial Statements

For the year ended 30 June 2023

e) Amendments to published approved accounting standards that are effective in current year but not relevant to the Company

There are amendments to published standards that are mandatory for accounting periods beginning on or after 01 July 2022 but are considered not to be relevant or do not have any significant impact on the Company's financial statements and are therefore not detailed in these financial statements.

f) Amendments to published approved accounting standards that are not yet effective but relevant to the Company

Following amendments to existing standards have been published and are mandatory for the Company's accounting periods beginning on or after 01 July 2023 or later periods:

Classification of liabilities as current or non-current (Amendments to IAS 1 'Presentation of Financial Statements') effective for the annual period beginning on or after 01 January 2023. These amendments in the standards have been added to further clarify when a liability is classified as current. The standard also amends the aspect of classification of liability as non-current by requiring the assessment of the entity's right at the end of the reporting period to defer the settlement of liability for at least twelve months after the reporting period. An entity shall apply those amendments retrospectively in accordance with IAS 8 'Accounting Policies, Changes in Accounting Estimates and Errors'.

Disclosure of Accounting Policies (Amendments to IAS 1 'Presentation of Financial Statements' and IFRS Practice Statement 2 'Making Materiality Judgement') effective for annual periods beginning on or after 01 January 2023. These amendments are intended to help preparers in deciding which accounting policies to disclose in their financial statements. Earlier, IAS 1 states that an entity shall disclose its 'significant accounting policies' in their financial statements. These amendments shall assist the entities to disclose their 'material accounting policies' in their financial statements.

Deferred Tax related to Assets and Liabilities arising from a Single Transaction (Amendments to IAS 12 'Income taxes') effective for annual periods beginning on or after 01 January 2023. These amendments clarify how companies account for deferred tax on transactions such as leases and decommissioning obligations.

Change in definition of Accounting Estimate (Amendments to IAS 8 'Accounting Policies, Changes in Accounting Estimates and Errors') effective for annual periods beginning on or after 01 January 2023. This change replaced the definition of Accounting Estimate with a new definition, intended to help entities to distinguish between accounting policies and accounting estimates.

On 31 October 2022, the IASB issued 'Non-current Liabilities with Covenants (Amendments to IAS 1)' to clarify how conditions with which an entity must comply within twelve months after the reporting period affect the classification of a liability. The amendments are effective for reporting periods beginning on or after 01 January 2024.

On 22 September 2022, the IASB issued 'Lease Liability in a Sale and Leaseback (Amendments to IFRS 16)' with amendments that clarify how a seller-lessee subsequently measures sale and leaseback transactions that satisfy the requirements in IFRS 15 to be accounted for as a sale. The amendments are effective for annual periods beginning on or after 01 January 2024.

On 25 May 2023, the IASB issued 'Suppliers Finance Arrangements (Amendments to IAS 7 and IFRS 7)' to add disclosure requirements, and 'signposts' within existing disclosure requirements, that ask entities to provide qualitative and quantitative information about supplier finance arrangement. The amendments are effective for reporting period beginning on or after 01 January 2024.

Notes to the Financial Statements

For the year ended 30 June 2023

Amendments to IFRS 10 'Consolidated Financial Statements' and IAS 28 'Investments in Associates and Joint Ventures' (deferred indefinitely) to clarify the treatment of the sale or contribution of assets from an investor to its associates or joint venture, as follows: require full recognition in the investor's financial statements of gains and losses arising on the sale or contribution of assets that constitute a business (as defined in IFRS 3 'Business Combinations'); require the partial recognition of gains and losses where the assets do not constitute a business, i.e. a gain or loss is recognized only to the extent of the unrelated investors' interests in that associate or joint venture. These requirements apply regardless of the legal form of the transaction, e.g., whether the sale or contribution of assets occur by an investor transferring shares in a subsidiary that holds the assets (resulting in loss of control of the subsidiary), or by the direct sale of the assets themselves.

The above amendments and improvements do not have a material impact on the financial statements.

g) Standards and amendments to approved published standards that are not yet effective and not considered relevant to the Company

There are other standards and amendments to published standards that are mandatory for accounting periods beginning on or after 01 July 2023 but are considered not to be relevant or do not have any significant impact on the Company's financial statements and are therefore not detailed in these financial statements.

2.2 Employees' retirement benefit

The Company operates an unfunded gratuity scheme for all of its employees who have completed the qualifying period as defined under the scheme. As per gratuity scheme, employees of the Company are entitled to gratuity equivalent to last drawn salary multiplied by the number of years of service up to the date of leaving the Company. The liability recognized in the statement of financial position in respect of defined benefit obligation is the present value of the defined benefit obligation at the end of the reporting period less fair value of plan assets, if any. The defined benefit obligation is calculated annually by independent actuary using the projected unit credit method. The charge for the year is based on actuarial valuation. The amount arising as a result of remeasurements is recognized in the statement of financial position immediately, with a charge or credit to other comprehensive income in the periods in which they occur. Past-service costs are recognized immediately in the statement of profit or loss.

2.3 Taxation

a) Current

Provision for taxation is based on taxable income for the year determined in accordance with the prevailing law for the taxation of income. The charge for the year is calculated using the prevailing tax rates or tax rates expected to apply to the profit for the year if enacted after taking into account available tax credits and rebates, if any. The charge for current tax also includes adjustments, where considered necessary, to provision for tax made in previous years arising from assessments framed during the year for such years.

b) Deferred

Deferred tax is accounted for using the liability method in respect of all temporary differences arising from differences between the carrying amount of assets and liabilities in the financial statements and the corresponding tax bases used in the computation of the taxable profit. Deferred tax liabilities are generally recognized for all taxable temporary differences and deferred tax assets to the extent that it is probable that taxable profits will be available against which the deductible temporary differences, unused tax losses and tax credits can be utilized.

Notes to the Financial Statements

For the year ended 30 June 2023

Deferred tax is calculated at the rates that are expected to apply to the period when the differences reverse based on tax rates that have been enacted or substantively enacted by the reporting date. Deferred tax is charged or credited in the statement of profit or loss, except to the extent that it relates to items recognized in other comprehensive income or directly in equity. In this case, the tax is also recognized in other comprehensive income or directly in equity, respectively.

2.4 Functional and presentation currency

Items included in the financial statements of the Company are measured using the currency of the primary economic environment in which the Company operates (the functional currency). The financial statements are presented in Pak Rupees, which is the Company's functional and presentation currency. Figures are rounded off to the nearest of Pak Rupees.

2.5 Foreign currency transactions and translation

All monetary assets and liabilities in foreign currencies are translated into Pak Rupees at exchange rates prevailing at the reporting date. Transactions in foreign currencies are translated into Pak Rupees at exchange rates prevailing at the dates of the transactions. Foreign exchange gains and losses resulting from the settlement of such transactions and from the translation at year end exchange rates of monetary assets and liabilities denominated in foreign currencies are charged or credited to statement of profit or loss. Non-monetary assets and liabilities that are measured in terms of historical cost in a foreign currency are translated into Pak Rupees at exchange rates prevailing at the date of transaction. Non-monetary assets and liabilities denominated in foreign currency that are stated at fair value are translated into Pak Rupees at exchange rates prevailing at the date when fair values are determined.

2.6 Property, plant and equipment and depreciation

Property, plant and equipment except freehold land and capital work-in-progress are stated at cost less accumulated depreciation and accumulated impairment losses, if any. Cost of property, plant and equipment consists of historical cost, borrowing cost pertaining to erection / construction period of qualifying assets and other directly attributable costs of bringing the asset to working condition. Freehold land and capital work-in-progress are stated at cost less any recognized impairment loss. All expenditure connected with specific assets incurred during installation and construction period are carried under capital work-in-progress. These are transferred to operating fixed assets as and when these are available for use.

Subsequent costs are included in the asset's carrying amount or recognized as a separate asset, as appropriate, only when it is probable that future economic benefits associated with the item will flow to the Company and the cost of the item can be measured reliably. All other repair and maintenance costs are charged to statement of profit or loss during the period in which they are incurred.

Depreciation

Depreciation on property, plant and equipment is charged to the statement of profit or loss applying the reducing balance method so as to write off the cost / depreciable amount of the assets over their estimated useful lives except for leasehold land, which is depreciated over the lease period using straight-line method, rates given in note 15. Depreciations on additions is charged from the month in which the assets are available for use up to the month prior to disposal. The residual values and useful lives are reviewed by the management, at each financial period-end and adjusted if impact on depreciation is significant.

De-recognition

An item of property, plant and equipment is de-recognized upon disposal or when no future economic benefits are expected from its use or disposal. Any gain or loss arising on de-recognition of the asset is included in the statement of profit or loss in the year the asset is de-recognized.

Notes to the Financial Statements

For the year ended 30 June 2023

2.7 Biological assets

Dairy livestock are measured on initial recognition and at end of each reporting period at their fair value less costs to sell. Fair value of dairy livestock is determined by independent valuers on the basis of best available estimates for livestock dairy of similar attributes. Costs to sell are the incremental costs directly attributable to the disposal of an asset mainly comprises of transportation costs.

Gains or losses arising from changes in fair value less costs to sell of dairy livestock are recognized in the statement of profit or loss.

Dairy livestock are categorized as mature or immature. Mature dairy livestock are those that have attained harvestable specifications. Immature dairy livestock have not yet reached that stage.

2.8 Right-of-use assets

A right-of-use asset is recognized at the commencement date of a lease. The right-of-use asset is measured at cost, which comprises the initial amount of the lease liability, adjusted for, as applicable, any lease payments made at or before the commencement date net of any lease incentives received, any initial direct costs incurred, and, except where included in the cost of inventories, an estimate of costs expected to be incurred for dismantling and removing the underlying asset, and restoring the site or asset.

Right-of-use assets are depreciated on a straight-line basis over the unexpired period of the lease or the estimated useful life of the asset, whichever is shorter. Where the Company expects to obtain ownership of the leased asset at the end of the lease term, the depreciation is charged over its estimated useful life. Right-of-use assets are subject to impairment or adjusted for any re-measurement of lease liabilities.

The Company has elected not to recognize a right-of-use asset and corresponding lease liability for short-term leases with terms of 12 months or less and leases of low-value assets. Lease payments on these assets are charged to income as incurred.

2.9 Lease liabilities

A lease liability is recognized at the commencement date of a lease. The lease liability is initially recognized at the present value of the lease payments to be made over the term of the lease, discounted using the interest rate implicit in the lease or, if that rate cannot be readily determined, the Company's incremental borrowing rate. Lease payments comprise of fixed payments less any lease incentives receivable, variable lease payments that depend on an index or a rate, amounts expected to be paid under residual value guarantees, exercise price of a purchase option when the exercise of the option is reasonably certain to occur, and any anticipated termination penalties. The variable lease payments that do not depend on an index or a rate are expensed in the period in which they are incurred.

Lease liabilities are measured at amortised cost using the effective interest method. The carrying amounts are re-measured if there is a change in the following: future lease payments arising from a change in an index or a rate used; residual guarantee; lease term; certainty of a purchase option and termination penalties. When a lease liability is re-measured, an adjustment is made to the corresponding right-of-use asset, or to statement of profit or loss if the carrying amount of the right-of-use asset is fully written down.

2.10 Ijarah contracts

Under the Ijarah contracts, the Company obtains usufruct of an asset for an agreed period for an agreed consideration. The Company accounts for its Ijarah contracts in accordance with the requirements of IFAS 2 'Ijarah'. Accordingly, the Company as a Mustaj'ir (lessee) in the Ijarah contract recognises the Ujrah (lease) payments as an expense in the profit or loss on straight line basis over the Ijarah term.

Notes to the Financial Statements

For the year ended 30 June 2023

2.11 Investments and other financial assets

a) *Classification*

The Company classifies its financial assets in the following measurement categories:

- those to be measured subsequently at fair value (either through other comprehensive income, or through profit or loss), and
- those to be measured at amortized cost

The classification depends on the Company's business model for managing the financial assets and the contractual terms of the cash flows.

For assets measured at fair value, gains and losses will either be recorded in profit or loss or other comprehensive income. For investments in debt instruments, this will depend on the business model in which the investment is held. For investments in equity instruments, this will depend on whether the Company has made an irrevocable election at the time of initial recognition to account for the equity investment at fair value through other comprehensive income. The Company reclassifies debt investments when and only when its business model for managing those assets changes.

b) *Measurement*

At initial recognition, the Company measures a financial asset at its fair value plus, in the case of a financial asset not at fair value through profit or loss, transaction costs that are directly attributable to the acquisition of the financial asset. Transaction costs of financial assets carried at fair value through profit or loss are expensed in profit or loss.

Financial assets with embedded derivatives are considered in their entirety when determining whether their cash flows are solely payment of principal and interest.

Debt instruments

Subsequent measurement of debt instruments depends on the Company's business model for managing the asset and the cash flow characteristics of the asset. There are three measurement categories into which the Company classifies its debt instruments:

Amortized cost

Financial assets that are held for collection of contractual cash flows where those cash flows represent solely payments of principal and interest are measured at amortised cost. Interest income from these financial assets is included in other income using the effective interest rate method. Any gain or loss arising on derecognition is recognised directly in profit or loss and presented in other income / (other expenses) together with foreign exchange gains and losses. Impairment losses are presented as separate line item in the statement of profit or loss.

Fair value through other comprehensive income (FVTOCI)

Financial assets that are held for collection of contractual cash flows and for selling the financial assets, where the assets' cash flows represent solely payments of principal and interest, are measured at FVTOCI. Movements in the carrying amount are taken through other comprehensive income, except for the recognition of impairment losses (and reversal of impairment losses), interest income and foreign exchange gains and losses which are recognised in profit or loss. When the

Notes to the Financial Statements

For the year ended 30 June 2023

financial asset is derecognised, the cumulative gain or loss previously recognised in other comprehensive income is reclassified from equity to profit or loss and recognised in other income / (other expenses). Interest income from these financial assets is included in other income using the effective interest rate method. Foreign exchange gains and losses are presented in other income / (other expenses) and impairment losses are presented as separate line item in the statement of profit or loss.

Fair value through profit or loss (FVTPL)

Assets that do not meet the criteria for amortised cost or FVTOCI are measured at FVTPL. A gain or loss on a debt instrument that is subsequently measured at FVTPL is recognised in profit or loss and presented net within other income / (other expenses) in the period in which it arises.

Equity instruments

The Company subsequently measures all equity investments at fair value for financial instruments quoted in an active market, the fair value corresponds to a market price (level 1). For financial instruments that are not quoted in an active market, the fair value is determined using valuation techniques including reference to recent arm's length market transactions or transactions involving financial instruments which are substantially the same (level 2), or discounted cash flow analysis including, to the greatest possible extent, assumptions consistent with observable market data (level 3).

Fair value through other comprehensive income (FVTOCI)

Where the Company's management has elected to present fair value gains and losses on equity investments in other comprehensive income, there is no subsequent reclassification of fair value gains and losses to profit or loss. Impairment losses (and reversal of impairment losses) on equity investments measured at FVTOCI are not reported separately from other changes in fair value.

Fair value through profit or loss

Changes in the fair value of equity investments at fair value through profit or loss are recognised in other income / (other expenses) in the statement of profit or loss as applicable.

Dividends from such investments continue to be recognised in profit or loss as other income when the Company's right to receive payments is established.

2.12 Financial liabilities classification and measurement

Financial liabilities are classified as measured at amortized cost or FVTPL. A financial liability is classified as at FVTPL if it is classified as held-for-trading, it is a derivative or it is designated as such on initial recognition. Financial liabilities at FVTPL are measured at fair value and net gains and losses, including any interest expense, are recognized in profit or loss. Other financial liabilities are subsequently measured at amortized cost using the effective interest method. Interest expense and foreign exchange gains and losses are recognized in statement of profit or loss. Any gain or loss on de-recognition is also included in profit or loss.

2.13 Impairment of financial assets

The Company recognizes loss allowances for Expected Credit Losses (ECLs) on:

- Financial assets measured at amortized cost;
- Debt investments measured at FVTOCI; and
- Contract assets.

Notes to the Financial Statements

For the year ended 30 June 2023

The Company measures loss allowances at an amount equal to lifetime ECLs, except for the following, which are measured at 12-month ECLs:

- Debt securities that are determined to have low credit risk at the reporting date; and
- Other debt securities and bank balances for which credit risk (i.e. the risk of default occurring over the expected life of the financial instrument) has not increased significantly since initial recognition.

12-month ECLs are the portion of ECLs that result from default events that are possible within the 12 months after the reporting date (or a shorter period if the expected life of the instrument is less than 12 months).

When determining whether the credit risk of a financial asset has increased significantly since initial recognition and when estimating ECLs, the Company considers reasonable and supportable information that is relevant and available without undue cost or effort. This includes both quantitative and qualitative information and analysis, based on the Company's historical experience and informed credit assessment and including forward-looking information.

The Company assumes that the credit risk on a financial asset has increased significantly if it is more than past due for a reasonable period of time. Lifetime ECLs are the ECLs that result from all possible default events over the expected life of a financial instrument. 12-month ECLs are the portion of ECLs that result from default events that are possible within the 12 months after the reporting date (or a shorter period if the expected life of the instrument is less than 12 months). The maximum period considered when estimating ECLs is the maximum contractual period over which the Company is exposed to credit risk.

The Company has elected to measure loss allowances for trade debts using IFRS 9 simplified approach and has calculated ECLs based on lifetime ECLs. The Company has established a matrix that is based on the Company's historical credit loss experience, adjusted for forward-looking factors specific to the debtors and the economic environment. When determining whether the credit risk of a financial asset has increased significantly since initial recognition and when estimating ECLs, the Company considers reasonable and supportable information that is relevant and available without undue cost or effort. This includes both quantitative and qualitative information and analysis, based on the Company's historical experience and informed credit assessment including forward-looking information.

Loss allowances for financial assets measured at amortized cost are deducted from the gross carrying amount of the assets.

The gross carrying amount of a financial asset is written off when the Company has no reasonable expectations of recovering of a financial asset in its entirety or a portion thereof. The Company individually makes an assessment with respect to the timing and amount of write-off based on whether there is a reasonable expectation of recovery. The Company expects no significant recovery from the amount written off. However, financial assets that are written off could still be subject to enforcement activities in order to comply with the Company's procedures for recovery of amounts due.

At each reporting date, the Company assesses whether financial assets carried at amortised cost and debt securities at FVTOCI are credit-impaired. A financial asset is 'credit-impaired' when one or more events that have a detrimental impact on the estimated future cash flows of the financial asset have occurred.

Evidence that a financial asset is credit-impaired includes the following observable data:

- significant financial difficulty of the debtor;
- a breach of contract such as a default;

Notes to the Financial Statements

For the year ended 30 June 2023

- the restructuring of a loan or advance by the Company on terms that the Company would not consider otherwise;
- it is probable that the debtor will enter bankruptcy or other financial reorganization; or
- the disappearance of an active market for a security because of financial difficulties.

2.14 De-recognition of financial assets and financial liabilities

a) Financial assets

The Company derecognizes a financial asset when the contractual rights to the cash flows from the asset expire, or it transfers the rights to receive the contractual cash flows in a transaction in which substantially all of the risks and rewards of ownership of the financial asset are transferred, or it neither transfers nor retains substantially all of the risks and rewards of ownership and does not retain control over the transferred asset. Any interest in such derecognized financial assets that is created or retained by the Company is recognized as a separate asset or liability.

b) Financial liabilities

The Company derecognizes a financial liability (or a part of financial liability) from its statement of financial position when the obligation specified in the contract is discharged or cancelled or expires.

2.15 Offsetting of financial instruments

Financial assets and financial liabilities are set off and the net amount is reported in the financial statements when there is a legal enforceable right to set off and the Company intends either to settle on a net basis or to realize the assets and to settle the liabilities simultaneously.

2.16 Stores

These are valued at weighted average cost except for items in transit, which are stated at invoice value plus other charges paid thereon till the reporting date. Adequate provision is also made for slow moving items.

2.17 Inventories

Inventories are stated at the lower of cost and net realizable value. Cost is determined as follows:

- | | |
|--|---|
| i) Agriculture produce: | At fair value less costs to sell at the time of milking |
| ii) Forage, packing materials and other inventory items: | At weighted average cost |
| iii) Finished / manufactured goods: | At average manufacturing cost including a proportion of production overheads. |

Net realizable value signifies the estimated selling price in the ordinary course of business less the estimated costs of completion and the estimated costs necessary to make a sale.

Agricultural produce harvested from the Company's biological assets is raw milk. Upon harvest, agricultural produce is initially recognized as inventory at its fair value less costs to sell at the point of harvest, which is determined based on its market prices quoted in the local area. Any resulting gain or loss arising on initial recognition of such fair values is recognized in the statement of profit or loss in the period of harvest. Upon subsequent sales, such amount of the inventories initially recognized is recognized in profit or loss as operating costs.

Notes to the Financial Statements

For the year ended 30 June 2023

2.18 Impairment of non-financial assets

Assets that have an indefinite useful life are not subject to depreciation and are tested annually for impairment. Assets that are subject to depreciation are reviewed for impairment at each statement of financial position date or whenever events or changes in circumstances indicate that the carrying amount may not be recoverable. An impairment loss is recognized for the amount for which assets carrying amount exceeds its recoverable amount. Recoverable amount is the higher of an asset's fair value less costs to sell and value in use. For the purposes of assessing impairment, assets are grouped at the lowest levels for which there are separately identifiable cash flows (cash-generating units). Non-financial assets that suffered an impairment are reviewed for possible reversal of the impairment at each reporting date. Reversals of the impairment losses are restricted to the extent that the asset's carrying amount does not exceed the carrying amount that would have been determined, net of depreciation or amortization, if impairment losses had not been recognized. An impairment loss or reversal of impairment loss is recognized in the statement of profit or loss.

2.19 Trade debts and other receivables

Trade debts are initially recognised at fair value and subsequently measured at amortised cost using the effective interest method, less any allowance for expected credit losses.

Other receivables are recognised at amortised cost, less any allowance for expected credit losses.

2.20 Borrowings

Financing and borrowings are initially recognized at fair value of the consideration received, net of transaction costs. They are subsequently measured at amortized cost using the effective interest method.

2.21 Borrowing costs

Interest, mark-up and other charges on long-term finances are capitalized up to the date of commissioning of respective qualifying assets acquired out of the proceeds of such long-term finances. All other interest, mark-up and other charges are recognized in statement of profit or loss.

2.22 Share capital

Ordinary shares are classified as share capital. Incremental costs directly attributable to the issue of new shares are shown in equity as a deduction, net of tax.

2.23 Trade and other payables

Liabilities for trade and other amounts payable are initially recognized at fair value which is normally the transaction cost and subsequently measured at amortized cost using the effective interest method.

2.24 Revenue recognition

a) Sale of goods

Revenue from the sale of agriculture produce is measured at the fair value of the consideration received or receivable at the point in time when the customer obtains control of the goods, which is generally at the time of delivery.

Revenue from the sale of finished goods is recognised at the point in time when the customer obtains control of the goods, which is generally at the time of delivery.

Notes to the Financial Statements

For the year ended 30 June 2023

b) Interest

Interest income is recognised as interest accrues using the effective interest method. This is a method of **calculating** the amortised cost of a financial asset and allocating the interest income over the relevant period using the effective interest rate, which is the rate that exactly discounts estimated future cash receipts through the expected life of the financial asset to the net carrying amount of the financial asset.

2.25 Contract assets

Contract assets arise when the Company performs its performance obligations by transferring goods to a customer before the customer pays its consideration or before payment is due. Contract assets are treated as financial assets for impairment purposes.

2.26 Customer acquisition costs

Customer acquisition costs are capitalised as an asset where such costs are incremental to obtaining a contract with a customer and are expected to be recovered. Customer acquisition costs are amortised on a straight-line basis over the term of the contract.

Costs to obtain a contract that would have been incurred regardless of whether the contract was obtained or which are not otherwise recoverable from a customer are expensed as incurred to profit or loss. Incremental costs of obtaining a contract where the contract term is less than one year is immediately expensed to profit or loss.

2.27 Customer fulfilment costs

Customer fulfilment costs are capitalised as an asset when all the following are met: (i) the costs relate directly to the contract or specifically identifiable proposed contract; (ii) the costs generate or enhance resources of the Company that will be used to satisfy future performance obligations; and (iii) the costs are expected to be recovered. Customer fulfilment costs are amortised on a straight-line basis over the term of the contract.

2.28 Right of return assets

Right of return assets represents the right to recover inventory sold to customers and is based on an estimate of customers who may exercise their right to return the goods and claim a refund. Such rights are measured at the value at which the inventory was previously carried prior to sale, less expected recovery costs and any impairment.

2.29 Contract liabilities

Contract liability is the obligation of the Company to transfer goods to a customer for which the Company has received consideration from the customer. If a customer pays consideration before the Company transfers goods, a contract liability is recognized when the payment is made. Contract liabilities are recognized as revenue when the Company performs its performance obligations under the contract.

2.30 Refund liabilities

Refund liabilities are recognised where the Company receives consideration from a customer and expects to refund some, or all, of that consideration to the customer. A refund liability is measured at the amount of consideration received or receivable for which the Company does not expect to be entitled and is updated at the end of each reporting period for changes in circumstances. Historical data is used across product lines to estimate such returns at the time of sale based on an expected value methodology.

Notes to the Financial Statements

For the year ended 30 June 2023

2.31 Provisions

Provisions are recognized when the Company has a legal or constructive obligation as a result of past events and it is probable that an outflow of resources embodying economic benefits will be required to settle the obligations and a reliable estimate of the amount can be made. However, provisions are reviewed at each reporting date and adjusted to reflect current best estimate.

2.32 Contingent assets

Contingent assets are disclosed when the Company has a possible asset that arises from past events and whose existence will only be confirmed by the occurrence or non-occurrence of one or more uncertain future events not wholly within the control of the Company. Contingent assets are not recognized until their realization becomes certain.

2.33 Contingent liabilities

Contingent liability is disclosed when the Company has a possible obligation as a result of past events whose existence will only be confirmed by the occurrence or non-occurrence of one or more uncertain future events not wholly within the control of the Company. Contingent liabilities are not recognized, only disclosed, unless the possibility of a future outflow of resources is considered remote. In the event that the outflow of resources associated with a contingent liability is assessed as probable, and if the size of the outflow can be reliably estimated, a provision is recognized in the financial statements.

2.34 Cash and cash equivalents

Cash and cash equivalent comprise cash in hand, cash at banks on current accounts, saving and deposit accounts and other short term highly liquid instruments that are readily convertible into known amounts of cash and which are subject to insignificant risk of changes in values.

2.35 Earnings per share

The Company presents earnings per share (EPS) data for its ordinary shares. EPS is calculated by dividing the profit or loss attributable to ordinary shareholders of the Company by the weighted average number of ordinary shares outstanding during the year.

2.36 Government grants

Grants from the government are recognised at their fair value where there is a reasonable assurance that the grant will be received and the Company will comply with all attached conditions.

Government grants relating to costs are deferred and recognised in the profit or loss over the period necessary to match them with the costs that they are intended to compensate.

Government grants relating to the purchase of fixed assets are included in non-current liabilities as deferred income and are credited to profit or loss over the expected lives of the related assets.

2.37 Dividend and other appropriations

Dividend distribution to the Company's shareholders is recognized as a liability in the Company's financial statements in the period in which the dividends are declared and other appropriations are recognized in the period in which these are approved by the Board of Directors.

Notes to the Financial Statements

For the year ended 30 June 2023

3 ISSUED, SUBSCRIBED AND PAID-UP SHARE CAPITAL

	2023 Number of shares	2022		2023 Rupees in thousand	2022
	110,000,000	110,000,000	Ordinary shares of Rupees 10 each fully paid-up in cash	1,100,000	1,100,000
	108,639,429	88,763,118	Ordinary shares of Rupees 10 each issued as fully paid-up bonus shares	1,086,394	887,631
	218,639,429	198,763,118		2,186,394	1,987,631

3.1 Movement during the year:

	198,763,118	177,467,070	At the beginning of reporting period	1,987,631	1,774,671
	19,876,311	21,296,048	Issue of ordinary shares of Rupees 10 each as fully paid-up bonus shares	198,763	212,960
	218,639,429	198,763,118	At 30 June	2,186,394	1,987,631

3.2 Chief executive and directors of the Company held 99,608,049 (2022: 90,552,772) and 1,008,104 (2022: 915,461) ordinary shares respectively of the Company as at 30 June 2023. 64,369,651 (2022: 58,517,865) ordinary shares are held by family members of the chief executive of the Company.

4 CAPITAL CONTRIBUTION

4.1 This is from chief executive of the Company. The chief executive has provided interest free loan that is to be repaid at the Company's discretion. Hence, this loan is treated as capital contribution in accordance with The Institute of Chartered Accountants of Pakistan's (ICAP) Technical Release 32 'Accounting Directors' Loan'.

	2023 Rupees in thousand	2022
5 RESERVES		
Revenue reserve		
Un-appropriated profit	2,574,067	1,527,681

6 EMPLOYEES' RETIREMENT BENEFIT

The latest actuarial valuation of the defined benefit obligation as at 30 June 2023 was carried out using the Projected Unit Credit method. Details of the obligation as per actuarial valuation are as follows:

Notes to the Financial Statements

For the year ended 30 June 2023

	2023	2022
	Rupees in thousand	
6.1 The amount recognized in the statement of financial position is as follows:		
Present value of defined benefit obligation (Note 6.2)	150,298	113,818
6.2 Movement in present value of define benefit obligation:		
Opening balance	113,818	87,923
Net charge for the year (Note 6.3)	42,352	27,531
Benefits due but not paid	(8,505)	(7,816)
Actuarial losses from changes in financial assumptions	257	223
Experience adjustments	2,376	5,957
Closing balance	150,298	113,818
6.3 The amount recognized in the statement of profit or loss is as follows:		
Current service cost	27,835	19,129
Interest cost on defined benefit obligation	14,517	8,402
	42,352	27,531
6.3.1 The charge for the year has been allocated as follows:		
Operating costs (Note 28.2)	18,033	11,544
Administrative and general expenses (Note 29.1)	6,827	4,681
Selling and marketing expenses (Note 30.1)	17,492	11,306
	42,352	27,531
6.4 Remeasurements recognized in statement of comprehensive income:		
Actuarial losses from changes in financial assumptions	257	223
Experience adjustments	2,376	5,957
	2,633	6,180
	2023	2022
6.5 Principal actuarial assumptions used are as follows:		
Expected rate of eligible salary increase in future	% per annum	12.25
Discount rate	% per annum	13.25

6.6 Mortality was assumed to be based on SLIC 2001-2005 ultimate mortality rates with one year set back.

Notes to the Financial Statements

For the year ended 30 June 2023

	2023	2022	2021	2020	2019
	Rupees in thousand				
6.7 Historical information					
Experience adjustment on defined benefit obligation for current and previous years	2,376	5,957	6,804	(246)	11,070
Actuarial losses / (gains) from changes in demographic assumptions	257	223	82	(218)	150
Present value of defined benefit obligation for current and previous years	150,298	113,818	87,923	65,131	49,403
Experience adjustment on defined benefit obligation	2.70%	9.15%	13.77%	(0.50%)	39.43%

6.8 Estimated charge to statement of profit or loss for the year ending on 30 June 2024 will be Rupees 54.329 million.

6.9 Expected maturity profile of undiscounted defined benefit obligation:

	Less than a year	Between 1 - 2 years	Between 3 - 5 years	Between 6 - 10 years	Over 10 years	Total
	Rupees in thousand					
	33,928	27,999	73,756	162,473	2,775,739	3,073,895

6.10 Sensitivity analysis for actuarial assumptions:

The sensitivity of the defined benefit obligation to changes in the weighted principal assumptions at reporting date:

	Defined benefit obligation		
	Changes in assumption	Increase in assumption	Decrease in assumption
	Bps	Rupees	Rupees
Discount rate	100	141,236	160,583
Future salary increase	100	160,583	141,088

6.10.1 The above sensitivity analysis are based on a change in an assumption while holding all other assumptions constant. In practice, this is unlikely to occur, and changes in some of the assumptions may be correlated. When calculating the sensitivity of the defined benefit obligation to significant actuarial assumptions the same method (present value of the defined benefit obligation calculated with the projected unit credit method at the end of the reporting period) has been applied. The methods and types of assumptions used in preparing the sensitivity analysis did not change compared to the previous period.

6.11 The average duration of the defined benefit obligation is 6 years.

	2023	2022
	Rupees in thousand	
7 LEASE LIABILITIES		
Total lease liabilities	251,482	157,327
Less: Current portion shown under current liabilities (Note 13)	(59,663)	(30,863)
	191,819	126,464

Notes to the Financial Statements

For the year ended 30 June 2023

	2023	2022
	Rupees in thousand	
7.1 Reconciliation of lease liabilities is as follows:		
Opening balance	157,327	114,614
Add: Additions during the year	125,867	58,750
Add: Interest accrued during the year (Note 33)	22,524	10,393
Less: Payments made during the year	(54,236)	(26,430)
	251,482	157,327
Less: Current portion shown under current liabilities (Note 13)	(59,663)	(30,863)
	191,819	126,464
7.2 Maturity analysis of lease liabilities is as follows:		
Upto 6 months	48,396	23,814
6-12 months	49,216	24,044
1-2 year	104,623	99,226
More than 2 years	119,346	87,241
	321,581	234,325
Less: Future finance cost	70,099	76,998
Present value of lease liabilities	251,482	157,327
7.3 Amounts recognized in the statement of profit or loss		
Interest accrued during the year (Note 33)	22,524	10,393
Expense relating to leases of low-value assets (included in selling and marketing expenses)	4,151	5,333
Total amount recognized in statement of profit or loss	26,675	15,726

7.4 The interest expense on lease liabilities for the year is Rupees 22.524 million (2022: Rupees 10.393 million). The total cash outflow for leases for the year ended 30 June 2023 amounted to Rupees 54.236 million (2022: Rupees 26.430 million).

7.5 Implicit rates against lease liabilities range from 18.10% to 27.88% (2022: 10.27% to 20.77%) per annum.

7.6 Leases from banking companies / financial institution are secured against the leased assets, specific hypothecation charge over leased assets, personal guarantee of chief executive of the Company and security deposits of Rupees 54.313 million (2022: Rupees 22.972 million).

	2021	2022
	Rupees in thousand	
8 LONG TERM FINANCING		
From banking companies / financial institution - secured		
Long term musharakah (Note 8.1)	433,470	485,692
Long term loans (Note 8.2)	58,192	126,403
	491,662	612,095
Less: Current portion shown under current liabilities (Note 12)	(154,895)	(120,347)
	336,767	491,748

Notes to the Financial Statements

For the year ended 30 June 2023

LENDER	2023	2022	RATE OF PROFIT / INTEREST PER ANNUM	NUMBER OF INSTALMENTS	PROFIT / INTEREST REPRICING	PROFIT / INTEREST PAYABLE	SECURITY
8.1 Long term musharakah							
Rupees in thousand							
MCB Islamic Bank Limited	14,121	26,259	1 year KIBOR + 2.25%	Thirty two equal quarterly instalments commenced on 04 September 2019 and ending on 09 July 2024.	Yearly	Quarterly	These are secured against first pari passu charge of Rupees 233,000 million by way of hypothecation on all present and future current assets of the Company, first pari passu charge of Rupees 233,000 million over Company's existing land and existing and future fixed assets (building and plant and machinery) and personal guarantee of chief executive of the Company.
MCB Islamic Bank Limited	-	9,506	3 months KIBOR + 2.25%	Twenty four equal monthly instalments commenced on 11 August 2020 and ended on 11 April 2023.	Quarterly	Monthly	
MCB Islamic Bank Limited	8,589	9,543	6 months KIBOR + 2.60%	Twenty equal quarterly instalments commenced on 18 February 2023 and ending on 18 November 2027.	Semi Annually	Quarterly	These are secured against vehicles amounting to Rupees 19,264 million in favour of MCB Islamic Bank Limited and personal guarantee of chief executive of the Company.
MCB Islamic Bank Limited	3,003	1,988	6 months KIBOR + 3%	Twenty equal quarterly instalments commenced on 26 April 2023 and ending on 26 January 2028.	Semi Annually	Quarterly	
Askari Bank Limited	155,387	161,563	3 months KIBOR + 2%	Twenty four equal quarterly instalments commenced on 23 March 2023 and ending on 23 December 2028.	Quarterly	Quarterly	This loan is secured against mortgage of land owned by the Company amounting to Rupees 65,000 million, charge over agricultural land owned by Bahera (Private) Limited - associated company amounting to Rupees 400,000 million, ranking charge of Rupees 220,000 million over present and future movable fixed assets of the Company and personal guarantee of chief executive of the Company.
First Habib Modaraba	34,042	27,140	3 months KIBOR + 1.50%	One hundred and twenty four unequal monthly instalments commenced on 25 April 2022 and ending on 28 August 2027.	Semi annually	Monthly	These are secured against vehicles amounting to Rupees 47,202 million and post dated cheques in favour of First Habib Modaraba.
Askari Bank Limited	-	60,231	1 year KIBOR + 2%	Twenty four equal quarterly instalments commenced on 30 June 2022 and ending on 31 March 2028.	Fixed	Quarterly	These are secured against exclusive charge on imported plant and machinery amounting to Rupees 129,000 million and personal guarantee of chief executive of the Company.
Askari Bank Limited (Note 8.3)	67,520	36,627	SBP rate for ITERF + 4%				
	67,520	96,858					
MCB Islamic Bank Limited	-	20,944	3 months KIBOR + 2.25%	One hundred and sixty unequal quarterly instalments commenced on 30 June 2023 and ending on 20 September 2031.	Quarterly	Quarterly	These are secured against exclusive charge over imported plant and machinery amounting to Rupees 226,133 million, ranking charge over present and future fixed assets of the Company amounting to Rupees 248,000 million and personal guarantee of chief executive of the Company.
MCB Islamic Bank Limited (Note 8.3)	150,808	131,891	SBP rate for ITERF + 4%		Fixed	Quarterly	
	150,808	152,835					
	433,470	485,692					

Notes to the Financial Statements

For the year ended 30 June 2023

LENDER	2023	2022	RATE OF PROFIT / INTEREST PER ANNUM	NUMBER OF INSTALMENTS	PROFIT / INTEREST REPRICING	PROFIT / INTEREST PAYABLE	SECURITY
Rupees in thousand							
8.2 Long term loans							
JS Bank Limited (Note 8.4)	-	10,019	SBP refinancing rate + 3%	Eight equal quarterly installments commenced on 01 January 2021 and ended on 01 October 2022.	Fixed	Quarterly	This loan was secured against ranking pari passu charge over present and future fixed assets of the Company amounting to Rupees 75,000 million, pledge of shares of chief executive of the Company with 50% margin and personal guarantee of chief executive of the Company.
Allied Bank Limited	58,192	116,384	3 months KIBOR + 1.50%	Ten equal quarterly installments commenced on 04 February 2022 and ending on 23 June 2024.	Quarterly	Quarterly	This loan is secured against first hypothecation charge amounting to Rupees 134,000 million over present and future biological assets, exclusive mortgage charge amounting to Rupees 400,000 million over agricultural land of Bahera (Private) Limited - associated company, personal guarantee of chief executive of the Company and cross corporate guarantee of Bahera (Private) Limited - associated company.
Total	58,192	126,403					
	491,662	612,095					

8.3 These loans aggregating to Rupees 266.112 million (2022: Rupees 202.222 million) are obtained by the Company under SBP Scheme of Islamic Temporary Economic Refinance Facility (ITERF) for import of new machinery to support industrial economic development and growth. This facility is utilized by the Company for the expansion of its plant and machinery based on capacity enhancement plan of the Company. This loan is recognized and measured in accordance with IFRS 9 'Financial Instruments'. Fair value adjustment has been recognized at discount rates ranging from 9.70% to 23.19% (2022: 9.70% to 12.45%) per annum.

8.4 This loan was obtained by the Company under SBP Refinance Scheme for payment of wages and salaries to workers. It was recognized and measured in accordance with IFRS 9 'Financial Instruments'. Fair value adjustment was recognized at discount rates ranged from 9.06% to 9.12% per annum.

Notes to the Financial Statements

For the year ended 30 June 2023

	2023	2022
	Rupees in thousand	
9 DEFERRED LIABILITIES		
Deferred income - Government grant (Note 9.1)	36,810	27,263
Deferred payment obligation (Note 9.2)	78,545	-
	115,355	27,263
9.1 Movement during the year is as follows:		
Opening Balance	33,972	14,696
Recognized during the year	24,104	25,442
Amortized during the year (Note 32)	(9,051)	(6,166)
	49,025	33,972
Less: Current portion shown under current liabilities (Note 13)	(12,215)	(6,709)
	36,810	27,263

9.1.1 The State Bank of Pakistan (SBP), through its Circular No. 06 of 2020 dated 10 April 2020 introduced a temporary refinance scheme for payment of wages and salaries to the workers and employees of business concerns (the Refinance Scheme). The Refinance Scheme was funded by SBP. Borrowers could obtain loans from the banks and ease their cash flow constraints to avoid layoffs. One of the key feature of the Refinance Scheme was that borrowers could obtain loan at mark-up rates that were below normal lending rates. As per International Accounting Standard (IAS) 20 'Accounting for Government Grants and Disclosure of Government Assistance, the benefit of a Government loan at a below-market rate of interest is treated as a Government Grant. The Company obtained this loan as disclosed in note 8 to the financial statements. In accordance with IFRS 9 'Financial Instruments', loan obtained under the Refinance Scheme was initially recognized at its fair value which is the present value of loan proceeds received, discounted using prevailing market rates of interest for a similar instrument. Hence, the benefit of the below-market rate of interest has been measured as the difference between the initial carrying value of the loan determined in accordance with IFRS 9 and the proceeds received. This benefit was accounted for and presented as deferred grant in accordance with IAS 20. The grant has been amortized in the statement of profit or loss, in line with the recognition of interest expense the grant was compensating. There were no unfulfilled conditions or contingencies attached to this grant.

9.1.2 The State Bank of Pakistan (SBP), through its Circular No. 01 and 02 of 2020 dated 17 March 2020 introduced a Temporary Economic Refinance Facility (TERF) and Islamic Temporary Economic Refinance Facility (ITERF) for setting of new industrial units. The refinance was available through Banks / DFIs. One of the key feature of the refinance facility was that borrowers can obtain loan at mark-up rates that are below normal lending rates. As per International Accounting Standard (IAS) 20 'Accounting for Government Grants and Disclosure of Government Assistance', the benefit of a Government loan at a below-market rate of interest is treated as a Government Grant. The Company obtained these loans as disclosed in note 8 to the financial statements. In accordance with IFRS 9 'Financial Instruments', loans obtained under the refinance facility were initially recognized at fair value which is the present value of loan proceeds received, discounted using prevailing market rates of interest for a similar instrument. Hence, the benefit of the below-market rate of interest has been measured as the difference between the initial carrying value of the loans determined in accordance with IFRS 9 and the proceeds received. This benefit is accounted for and presented as deferred grant in accordance with IAS 20. The grant is being amortized in the statement of profit or loss, in line with the recognition of interest expense the grant is compensating.

Notes to the Financial Statements

For the year ended 30 June 2023

9.2 This represents deferred payment in respect of purchase of solar energy system. This is payable in eighty four equal monthly installments commenced on 31 January 2023 and ending on 31 December 2029. These are measured at present value at the time of initial recognition and are being remeasured at amortized cost. The movement during the year is as follows:

	2023	2022
	Rupees in thousand	
Opening balance	-	-
Add: Recognized during the year	98,506	-
Add: Interest accrued during the year (Note 33)	2,944	-
Less: Payments made during the year	(10,443)	-
	91,007	-
Less: Current portion shown under current liabilities (Note 13)	(12,462)	-
	78,545	-

10 TRADE AND OTHER PAYABLES

Creditors	726,462	337,062
Accrued liabilities	85,129	81,739
Payable to associated company (Note 10.1)	57	618
Payable to contractors	1,835	1,836
Income tax deducted at source	7,559	1,644
Workers' profit participation fund payable (Note 10.2)	114,887	91,792
Workers' welfare fund payable (Note 10.3)	8,223	8,223
	944,152	522,914

10.1 This represents amount payable to Bahera (Private) Limited - associated company. This payable balance is unsecured, interest free and in the ordinary course of business of the Company.

	2023	2022
	Rupees in thousand	
10.2 Workers' profit participation fund payable		
Opening balance	91,792	76,452
Add: Provision for the year (Note 31)	-	4,063
Add: Interest for the year (Note 33)	23,095	11,277
Balance as on 30 June	114,887	91,792

10.2.1 The Company retains workers' profit participation fund for its business operations till the date of allocation to workers. Interest is paid at prescribed rate under the Companies Profits (Workers' Participation) Act, 1968 on funds utilized by the Company till the date of allocation to workers.

	2023	2022
	Rupees in thousand	
10.3 Workers' welfare fund payable		
Opening balance	8,223	6,905
Add: Provision for the year (Note 31)	-	1,318
Balance as on 30 June	8,223	8,223

Notes to the Financial Statements

For the year ended 30 June 2023

	2023	2022
	Rupees in thousand	
11 SHORT TERM BORROWINGS		
From banking companies - secured		
Short term murabahah (Note 11.1)	198,904	199,014
Running finances (Note 11.2)	237,308	240,606
Cash finance (Note 11.3)	24,164	-
	460,376	439,620

11.1 These are secured against first pari passu charge by the way of hypothecation over Company's present and future current assets, ranking charge over current assets, pari passu charge over fixed assets (including land and plant and machinery) and personal guarantee of Company's chief executive. The rate of profit on short term murabaha ranges from 11.86% to 24.52% (2022: 8.90% to 18.09%) per annum. These form part of total credit facilities of Rupees 250 million (2022: Rupees 250 million).

11.2 These are secured against first pari passu charge over Company's present and future current assets, ranking charge on fixed assets of the Company including charge on land of Bahera (Private) Limited - associated company, personal guarantee of chief executive of the Company and corporate guarantee of Bahera (Private) Limited - associated company. The rate of mark-up on running finances ranges from 16.76% to 23.98% (2022: 9.45% to 13.89%) per annum. These form part of total credit facilities of Rupees 245 million (2022: Rupees 245 million).

11.3 These are secured against pledge of stock with 30% margin, corporate guarantee of the Company and personal guarantee of the chief executive of the Company. The rate of mark-up on cash finances ranges from 18.98% to 24.72% (2022: Nil) per annum. These form part of total credit facilities of Rupees 135 million (2022: Rupees Nil).

	2023	2022
	Rupees in thousand	
12 ACCRUED MARK-UP / PROFIT		
Lease liabilities	631	307
Long term financing	19,799	26,751
Short term borrowings	26,506	13,741
Deferred payment obligation	1,691	-
	48,627	40,799
13 CURRENT PORTION OF NON-CURRENT LIABILITIES		
Lease liabilities (Note 7)	59,663	30,863
Long term financing (Note 8)	154,895	120,347
Deferred income - Government grant (Note 9.1)	12,215	6,709
Deferred payment obligation (Note 9.2)	12,462	-
	239,235	157,919

14 CONTINGENCIES AND COMMITMENTS

14.1 Contingencies

14.1.1 Deputy Commissioner Inland Revenue (DCIR) passed an order under sections 122(1), 122(5) and 177 read with section 122(9) of the Income Tax Ordinance, 2001 for tax year 2013 and made additions and disallowances of Rupees 111.822 million under various heads resulting in reduction of tax losses of the Company. Being aggrieved,

Notes to the Financial Statements

For the year ended 30 June 2023

the Company filed an appeal before Commissioner Inland Revenue (Appeals) [CIR(A)] who deleted some of the additions made by DCIR, remanded back some of the additions and disallowances with favorable comments and confirmed an addition and levy of workers' welfare fund. The Company filed an appeal before Appellate Tribunal Inland Revenue (ATIR) against the order of CIR(A). On 30 June 2021, Inland Revenue Officer passed an appeal effect order under sections 124 and 129 of the Income Tax Ordinance, 2001 in accordance with the directions of CIR(A) and reduced the tax demand to Rupees 0.081 million. On 24 July 2023, subsequent to the reporting period, ATIR has passed an order in favour of the Company and the addition made by CIR(A) stand deleted / cancelled. The tax department has not filed any reference against the order passed by ATIR. Hence, no provision has been recognized in these financial statements.

- 14.1.2** DCIR passed an order under section 122(1) read with section 122(5) of the Income Tax Ordinance, 2001 for tax year 2015 creating a tax demand of Rupees 38.264 million. Being aggrieved, the Company filed an appeal before CIR(A) who gave partial relief to the Company, confirming addition of Rupees 12.494 million and remanded back some of the matters. The Company filed appeal before ATIR against the order of CIR(A) which is yet to be heard. On 24 April 2020, Assistant Commissioner Inland Revenue (ACIR) passed an appeal effect order under sections 124 and 129 of the Income Tax Ordinance, 2001 wherein demand of Rupees 38.264 million has been reduced to Rupees 4.874 million. Being aggrieved with the appeal effect order, the Company filed appeal before CIR(A) who decided the appeal against the Company. Against the order passed by CIR(A), the Company filed appeal before ATIR which is pending adjudication. On 01 June 2021, ACIR passed another order under section 122(5A) of the Income Tax Ordinance, 2001 for tax year 2015 by making additions / disallowances of Rupees 2.822 million. Being aggrieved with the order of ACIR, the Company filed appeal before CIR(A). On 05 January 2022, CIR(A) deleted / remanded back most of the additions. However, CIR(A) upheld charge of minimum tax amounting to Rupee 0.179 million. These remand back proceedings have not been yet initiated against the Company. Being aggrieved with the order of CIR(A), the Company as well as tax department have filed appeals before ATIR against the said order of CIR(A) which are pending adjudication. Further, the Company filed rectification application against the appeal effect order passed by ACIR. ACIR has rectified appeal effect order on 30 June 2021 and as a result of this rectification, no tax demand exists against the Company for the tax year 2015. The management of the Company, based on advice of tax advisor, is confident of the favorable outcome of matter, hence no provision has been recognized in these financial statements.
- 14.1.3** Additional Commissioner Inland Revenue (ACIR) passed an order under section 122(1) read with section 122(5A) of the Income Tax Ordinance, 2001 for the tax year 2014. ACIR disallowed brought forward tax credit under section 65B of the Income Tax Ordinance, 2001 amounting to Rupees 0.344 million and Rupees 1.719 million pertaining to the tax years 2012 and 2013 respectively, which was claimed by the Company against tax liability for the tax year 2014. The Company filed appeal before CIR(A) against the order of ACIR. On 23 June 2021, CIR(A) decided the case in favour of the Company. On 31 August 2021, tax department filed an appeal before ATIR which is yet to be heard. Based on the advice of tax advisor, the management is confident that outcome of the matter would be in favour of the Company. Hence, no provision has been recognized in these financial statements.
- 14.1.4** On 08 December 2020, Assistant Commissioner Inland Revenue (ACIR) passed an order under section 122(5A) of the Income Tax Ordinance, 2001 for the tax year 2019 and made additions / disallowances of Rupees 329.840 million. Being aggrieved, the Company filed appeal before CIR(A). On 24 August 2021, CIR(A) has deleted additions / disallowances amounting to Rupees 328.698 million and confirmed the disallowance of Rupees 1.142 million on account of tax depreciation and initial allowance. Being aggrieved with the order of CIR(A), the Company filed an appeal before ATIR on 22 October 2021 which is pending adjudication. Based on the advice of tax advisor, the management is confident that outcome of the appeal would be in favour of the Company. Hence, no provision has been recognized in these financial statements.
- 14.1.5** On 01 February 2021, Assistant Commissioner Inland Revenue (ACIR) passed an order under section 122(5A) of the Income Tax Ordinance, 2001 for the tax year 2018 and made additions / disallowances of Rupees 273.823 million thereby creating demand of Rupees 51.206 million. Being aggrieved with the order of ACIR, the Company filed appeal before CIR(A). On 09 September 2021, CIR(A) has deleted additions / disallowances of Rupees 270.879 million and confirmed the disallowance of Rupees 2.944 million on account of tax depreciation and initial allowance and charge of minimum tax of Rupees 0.472 million. Being aggrieved with the order of CIR(A), the Company as well as tax department have filed appeals before ATIR against the said order of CIR(A) which is pending adjudication. Based on the advice of tax advisor, the management is confident that outcome of the appeals would be in favour of the Company. Hence, no provision has been recognized in these financial statements.
- 14.1.6** Deputy Commissioner Inland Revenue (DCIR) and Assistant Commissioner Inland Revenue (ACIR) had rejected sales tax refunds of the Company amounting to Rupees 35.269 million for various tax periods based on their

Notes to the Financial Statements

For the year ended 30 June 2023

interpretation of SRO 549(I)/2008 dated 11 June 2008 and SRO 670(I)/2013 dated 18 July 2013. As a result, the Company filed an appeal before CIR(A) against the aforesaid rejections. CIR(A) has given the decision in favour of the Company for the sales tax refunds amounting to Rupees 28.472 million. On 30 April 2020, DCIR issued show cause notice whereby an intention was shown to reject the sales tax refunds of Rupees 69.828 million for the tax periods from July 2008 to June 2016 including the sales tax refunds allowed by CIR(A) as mentioned above. The Company submitted various replies to DCIR against the show cause notice issued. However, on 09 September 2020, DCIR passed an adverse order disallowing these sales tax refunds claimed by the Company and proceeded to impose penalty under section 33 of the Sales Tax Act, 1990. The Company, being aggrieved by the order of DCIR, preferred an appeal before CIR(A). On 20 October 2020, DCIR raised a demand of Rupees 1.294 million on account of penalty mentioned in the order of DCIR. Being aggrieved, the Company filed appeal before ATIR for grant of stay on the aforementioned penalty imposed by DCIR. On 02 December 2020, ATIR granted stay on the amount of penalty till the disposal of appeal pending before CIR(A). On 24 June 2022, CIR(A) has passed an order wherein the matter has been remanded back to the tax department. These remand back proceedings have not been initiated yet by the tax department. Management of the Company, based on advice of the tax advisor, is confident of favorable outcome these remand back proceedings, hence no provision has been made in these financial statements.

- 14.1.7** On 16 December 2021, Deputy Commissioner Inland Revenue (DCIR) issued a show cause notice under section 11 of the Sales Tax Act, 1990 for tax periods from July 2020 to June 2021 for disallowance of input sales tax amounting to Rupees 32.056 million. The Company submitted various replies to DCIR against the show cause notice issued. However, on 05 July 2022, the DCIR has passed an adverse order creating sales tax demand of Rupees 26.190 million. Being aggrieved with the order of DCIR, the Company preferred an appeal before CIR(A). On 05 October 2022, CIR(A) passed an order under section 45B of the Sales Tax Act, 1990 wherein the proceedings have been majorly decided in favor of the Company and few matters have been remanded back to the tax department. No remand back proceedings have been initiated yet by the tax department. Further, no notice has been served by the tax department against the order passed by CIR(A). Based on the advice of tax advisor, the management is confident of favorable outcome of the matter. Hence, no provision has been recognized in these financial statements.
- 14.1.8** On 31 March 2022, Deputy Commissioner Inland Revenue (DCIR) passed an order under section 11 of the Sales Tax Act, 1990 for the tax periods from July 2017 to June 2018 and alleged that the Company has claimed excess input sales tax thereby creating a demand of Rupees 5.993 million including penalty and default surcharge. Being aggrieved, the Company filed an appeal before CIR(A) on 21 May 2022. On 20 June 2022, CIR(A) upheld the order of DCIR. Being aggrieved with the order of CIR(A), the Company filed an appeal before ATIR on 27 June 2022. On 24 November 2022, ATIR has decided the case in favour of the Company and deleted the tax demand. The tax department has not filed any reference against the order passed by ATIR. Hence, no provision has been recognized in these financial statements
- 14.1.9** On 29 November 2021, the Deputy Commissioner Inland Revenue (DCIR) passed an order under section 170 of the Income Tax Ordinance, 2001 wherein income tax refunds amounting to Rupees 3.323 million relating to tax year 2017 were rejected. Being aggrieved with the order of DCIR, the Company preferred an appeal before CIR(A). On 11 March 2022, CIR(A) passed an order under section 129 of the Income Tax Ordinance, 2001 and the matter has been remanded back to the tax department. These remand back proceedings have not been initiated yet by the tax department. Based on the advice of tax advisor, the management is confident of favorable outcome of these remand back proceedings. Hence, no provision has been recognized in these financial statements.
- 14.1.10** On 04 January 2022, the Deputy Commissioner Inland Revenue (DCIR) passed an order under section 170 of the Income Tax Ordinance, 2001 wherein income tax refunds amounting to Rupees 6.206 million relating to tax year 2020 were rejected. Being aggrieved with the order of DCIR, the Company preferred an appeal before CIR(A). On 11 March 2022, CIR(A) passed an order under section 129 of the Income Tax Ordinance, 2001 and the matter has been remanded back to the tax department. These remand back proceedings have not been initiated yet by the tax department. Based on the advice of tax advisor, the management is confident of favorable outcome of these remand back proceedings. Hence, no provision has been recognized in these financial statements.
- 14.1.11** On 16 January 2023, the Deputy Commissioner Inland Revenue (DCIR) passed an order under section 170(3) of the Income Tax Ordinance, 2001 wherein tax credit of Rupees 4.112 million claimed by the Company and credit of tax already paid amounting to Rupees 0.459 million under various sections of the Income Tax Ordinance, 2001 has been disallowed. Being aggrieved with the order passed by DCIR, the Company filed an appeal before CIR(A) on 02 February 2023. On 30 May 2023, CIR(A) has annulled the order passed by DCIR. The tax department has not served any notice against the order passed by CIR(A). Hence, no provision has been recognized in these financial statements.

Notes to the Financial Statements

For the year ended 30 June 2023

- 14.1.12 On 02 May 2023, the Additional Commissioner Inland Revenue (ACIR) passed an order under section 122(5A) of the Income Tax Ordinance, 2001 for tax year 2017 wherein additions / disallowances of Rupees 5.742 million has been made. Further, the ACIR has also rejected tax credit of Rupees 2.441 million claimed by the Company under section 65B of the Income Tax Ordinance, 2001 and charged workers' welfare fund of Rupees 0.115 million. Against the order passed by ACIR, the Company has filed an appeal before CIR(A) on 29 May 2023 which is pending adjudication. Based on the advice of tax advisor, the management is confident of favorable outcome of the matter. Hence, no provision has been recognized in these financial statements.
- 14.1.13 The Competition Commission of Pakistan ("CCP") initiated a formal enquiry under the provisions of the Competition Act, 2010 ("the Act") on complaint against the Company by Pakistan Dairy Association ("PDA") for adopting deceptive marketing practices in contravention of section 10 of the Act. It was prayed by PDA to CCP to impose a penalty of 10% of the annual turnover of the Company or Rupees 75 million, as CCP may deem appropriate. The Company submitted a detailed reply before the CCP through their advocates, rejecting the contents of filed complaint. On 27 December 2019, CCP has passed an order against the Company and imposed a penalty of Rupees 35 million (the "main penalty"). CCP also directed the Company to make public announcement clarifying that the market campaign was false and file a compliance report within 60 days from the date of the order failing which a penalty of Rupees 250,000 per day (the "daily penalty") would be imposed. The Company filed writ petition against the order of CCP before the Honourable Lahore High Court, Lahore. The Company also filed an appeal before Competition Appellate Tribunal ("CAT") against the CCP order. On 02 March 2020, the Honourable Lahore High Court, Lahore through its order suspended the order of CCP. During the year ended 30 June 2021, full bench of Honourable Lahore High Court, Lahore held, inter-alia that the CCP was validly constituted. However, it also held that the CAT was not validly constituted in accordance of law, and suspended it from functioning. On 29 March 2022, the Company received a notice from CCP for recovery of main penalty amounting to Rupees 35 million. In April 2022, CCP recovered Rupees 31.356 million from the banks of the Company against the main penalty amount. The Company has deposited remaining amount of Rupees 3.636 million against the main penalty amount. As a matter of prudence, the amount of main penalty recovered by CCP has been recognized as an expense in the financial statements for the year ended 30 June 2022. On 07 June 2022, CCP issued another notice amounting to Rupees 157.500 million on account of the daily penalty for failing to file a compliance report as stated above. The Company filed a writ petition before Honourable Lahore High Court, Lahore challenging the notice for recovery of daily penalty. On 22 June 2022, Honourable Lahore High Court, Lahore granted stay by directing the CCP to refrain from undertaking any coercive action against the Company till the disposal of the petition. Further, the Company and PDA have amicably resolved all disputes in relation to complaint filed before the CCP. PDA has requested the CCP to withdraw its order against the Company vide its letter dated 09 March 2022. Based on the fact stated above, the Company has also filed an application before CAT seeking permission to admit the PDA letter sent to CCP in the appeal. On 07 February 2023, CAT suspended the daily penalty amount against the Company, pending adjudication of the appeal. The legal counsel of the Company is confident that there are meritorious grounds to defend the case. Hence, the provision for daily penalty has not been recognized in these financial statements.

14.2 Commitments

		2023	2022
		Rupees in thousand	
14.2.1	Letters of credit other than for capital expenditures	-	46,693
14.2.2	The Company obtained vehicles under Ijarah arrangements from Askari Bank Limited for a period of five years and Ijarah rentals are payable on monthly basis. Future Ijarah payments under Ijarah are as follows:		
		2023	2022
		Rupees in thousand	
	Not later than one year	13,839	12,292
	Later than one year but not later than five years	28,484	36,728
		42,323	49,020

Notes to the Financial Statements

For the year ended 30 June 2023

	2023	2022
	Rupees in thousand	
15 PROPERTY, PLANT AND EQUIPMENT		
Operating fixed assets (Note 15.1)	1,636,528	1,524,814
Capital work-in-progress (Note 15.3)	28,130	91,324
	1,664,658	1,616,138

15.1 Operating fixed assets

	OWNED				
	Freehold Land	Buildings on freehold land	Plant and machinery	Electric installations	Office equipment
	----- Rupees in thousand -----				
At 30 June 2021					
Cost	216,613	790,316	550,536	43,983	6,533
Accumulated depreciation	-	(149,799)	(172,951)	(14,015)	(2,567)
Net book value	216,613	640,517	377,585	29,968	3,966
Year ended 30 June 2022					
Opening net book value	216,613	640,514	377,585	29,968	3,966
Additions	-	113,829	117,933	21,236	4,202
Disposals:					
Cost	-	-	-	(220)	-
Accumulated depreciation	-	-	-	36	-
Depreciation charge	-	(35,571)	(45,855)	(4,227)	(452)
Closing net book value	216,613	718,775	449,663	46,793	7,716
At 30 June 2022					
Cost	216,613	904,145	668,469	64,999	10,735
Accumulated depreciation	-	(185,370)	(218,806)	(18,206)	(3,019)
Net book value	216,613	718,775	449,663	46,793	7,716
Year ended 30 June 2023					
Opening net book value	216,613	718,775	449,663	46,793	7,716
Additions	-	112,869	51,738	107,380	2,790
Disposals:					
Cost	-	-	-	(98,568)	-
Accumulated depreciation	-	-	-	3,333	-
Transfers from right-of-use assets				(95,235)	-
Cost	-	-	1,140	-	-
Accumulated depreciation	-	-	(667)	-	-
Depreciation charge	-	(38,039)	(49,004)	(8,556)	(1,032)
Closing net book value	216,613	793,605	452,870	50,382	9,474
At 30 June 2023					
Cost	216,613	1,017,014	721,347	73,811	13,525
Accumulated depreciation	-	(223,409)	(268,477)	(23,429)	(4,051)
Net book value	216,613	793,605	452,870	50,382	9,474
Annual rate of depreciation (%)	-	5	10	10	10

Tools and equipment	Vehicles	Furniture	Computers	Arms and ammunition	Total
----- Rupees in thousand -----					
25,179 (11,217)	86,854 (60,511)	2,685 (926)	3,899 (2,696)	323 (166)	1,726,921 (414,848)
13,962	26,343	1,759	1,203	157	1,312,073
13,962 719	26,343 69,815	1,759 219	1,203 2,203	157 -	1,312,073 330,156
-	(20,000)	-	-	-	(20,220)
-	-	-	-	-	36
-	(20,000)	-	-	-	(20,184)
(1,414)	(8,867)	(190)	(639)	(16)	(97,231)
13,267	67,291	1,788	2,767	141	1,524,814
25,898 (12,631)	136,669 (69,378)	2,904 (1,116)	6,102 (3,335)	323 (182)	2,036,857 (512,043)
13,267	67,291	1,788	2,767	141	1,524,814
13,267 220	67,291 50,724	1,788 197	2,767 1,122	141 -	1,524,814 327,040
-	-	-	-	-	(98,568)
-	-	-	-	-	3,333
-	-	-	-	-	(95,235)
-	2,609	-	-	-	3,749
-	(2,086)	-	-	-	(2,753)
-	523	-	-	-	996
(1,331)	(21,951)	(187)	(973)	(14)	(121,087)
12,156	96,587	1,798	2,916	127	1,636,528
26,118 (13,962)	190,002 (93,415)	3,101 (1,303)	7,224 (4,308)	323 (196)	2,269,078 (632,550)
12,156	96,587	1,798	2,916	127	1,636,528
10	20	10	30	10	

Notes to the Financial Statements

For the year ended 30 June 2023

15.1.1 Particulars of immovable properties (i.e. land and buildings) are as follows:

Description	Address	Area of land	Covered area of buildings
		Acres	Square feet
Dairy farm and milking parlor	Kotli Rai Abubakar, District Kasur	79.73	611,449
Plant	Kotli Rai Abubakar, District Kasur	4.88	29,858
Warehouse	Fateh Jhang Road, Mouza Hakla, Tehsil Taxila, District Rawalpindi	1.00	2,553

15.1.2 Detail of operating fixed assets, disposed of during the year is as follows:

Description	Cost	Accumulated depreciation	Net book value	Sale proceeds	Gain	Mode of disposal	Particulars of purchaser
----- Rupees in thousand -----							
Solar Energy System	98,506	(3,284)	95,222	120,000	24,777	Sale and lease back	OLP Financial Services Pakistan Limited (Formerly ORIX Leasing Pakistan Limited)
Air Conditioner	62	(49)	13	44	31	Negotiation	All Comfort Cool, Lahore
	98,568	(3,333)	95,235	120,044	24,808		

2023 2022
Rupees in thousand

15.2 Depreciation charge for the year has been allocated as follows:

Operating costs (Note 28)	79,917	58,830
Administrative and general expenses (Note 29)	33,905	33,053
Selling and marketing expenses (Note 30)	7,265	5,348
	121,087	97,231

15.3 Capital work-in-progress

Building on freehold land	17,234	15,984
Plant and machinery	-	39,257
Advances to contractors against civil work	9,031	21,787
Advances against electric installations	1,865	1,448
Advances for purchase of vehicle	-	12,848
	28,130	91,324

15.3.1 Movement in capital work in progress is as follows:

	Building on freehold land	Plant and machinery	Advances to contractors against civil work	Advances against electric installations	Advances for purchase of vehicle	Advances against plant and machinery	Total
----- Rupees in thousand -----							
At 30 June 2021	27,234	11,835	1,891	1,679	-	34,430	77,069
Add: Additions during the year	11,404	95,128	110,792	1,448	12,848	-	231,620
Add / (Less): Adjustments made during the year	90,896	34,430	(90,896)	-	-	(34,430)	-
Less: Transferred to operating fixed assets during the year	(113,550)	(102,136)	-	(1,679)	-	-	(217,365)
At 30 June 2022	15,984	39,257	21,787	1,448	12,848	-	91,324
Add: Additions during the year	41,270	-	60,093	5,287	330	-	106,980
Add / (Less): Adjustments made during the year	72,849	-	(72,849)	-	-	-	-
Less: Transferred to operating fixed assets during the year	(112,869)	(39,257)	-	(4,870)	(13,178)	-	(170,174)
At 30 June 2023	17,234	-	9,031	1,865	-	-	28,130

Notes to the Financial Statements

For the year ended 30 June 2023

16 RIGHT-OF-USE ASSETS

	Building	Plant and machinery	Vehicles	Total
----- (Rupees in thousand) -----				
At 01 July 2021	54,637	13,810	31,679	100,126
Add: Additions during the year	-	59,725	-	59,725
Less: Depreciation expense for the year	8,094	4,058	11,127	23,279
At 30 June 2022	46,543	69,477	20,552	136,572
Add: Additions during the year	16,358	112,641	-	128,999
Less: Transfers to operating fixed assets	-	473	523	996
Less: Depreciation expense for the year	11,366	19,413	10,033	40,812
At 30 June 2023	51,535	162,232	9,996	223,763

16.1 Lease of building

The Company obtained building on lease for its head office. Lease period ranges from five years to eight years.

16.2 Lease of plant and machinery

The Company obtained plant and machinery on lease for its plant operations. Lease terms are negotiated on an individual basis and contain a wide range of different terms and conditions. Leases are typically made for an average period of five years.

16.3 Lease of vehicles

The Company obtained vehicles on lease for supply of goods and for its employees. The average contract duration is six years.

	2023	2022
	Rupees in thousand	
16.4 Depreciation charge for the year has been allocated as follows:		
Operating costs (Note 28)	26,935	15,364
Administrative and general expenses (Note 29)	11,427	6,518
Selling and marketing expenses (Note 30)	2,449	1,397
	40,811	23,279

16.5 There is no impairment against right-of-use assets.

16.6 The Company is restricted from assigning and sub-leasing the leased assets.

Notes to the Financial Statements

For the year ended 30 June 2023

	2023	2022
	Rupees in thousand	
17 BIOLOGICAL ASSETS		
Dairy livestock:		
Mature	2,619,874	1,786,662
Immature	1,374,722	884,730
	3,994,596	2,671,392
Non-current	3,992,849	2,670,928
Current	1,747	464
	3,994,596	2,671,392
17.1 Reconciliation of carrying amount of dairy livestock:		
Carrying amount at the beginning of the year	2,671,392	1,660,109
Purchases made during the year	-	236,307
Fair value gain due to new births	55,537	41,223
Gain arising from changes in fair value less costs to sell attributable to physical and price change	1,893,647	1,124,162
	1,949,184	1,165,385
Loss due to deaths of dairy livestock (Note 31)	(285,870)	(135,976)
Decrease due to sales of dairy livestock	(340,110)	(254,433)
Carrying amount at the end of the year, which approximates the fair value less costs to sell	3,994,596	2,671,392
17.2 As at 30 June 2023, the Company held 3,050 (2022: 2,874) mature assets able to produce milk and 2,319 (2022: 2,178) immature assets that are being raised to produce milk in the future. During the year, the Company produced approximately 25.674 million (2022: 22.911 million) gross liters of milk from these biological assets. As at 30 June 2023, the Company also held 22 (2022: 11) immature male calves.		
17.3 The valuation of dairy livestock as at 30 June 2023 has been carried out by independent valuers. In this regard, the valuers examined the physical condition of the livestock, assessed the key assumptions and estimates and relied on the representations made by the Company as at 30 June 2023. Further, in the absence of an active market of the Company's dairy livestock in Pakistan, market and replacement values of similar livestock from active markets in Europe and Australia, have been used as basis of valuation by the independent valuers. The cost of transportation to Pakistan is also considered.		
	2023	2022
	Rupees in thousand	
18 LONG TERM SECURITY DEPOSITS		
Security deposits against leased assets	54,313	22,972
Security deposits against Ijarah	7,547	7,547
Security deposits - others	7,161	5,625
	69,021	36,144
Less: Current portion shown under current assets (Note 24)	3,498	739
	65,523	35,405

Notes to the Financial Statements

For the year ended 30 June 2023

	2023	2022
	Rupees in thousand	
19 DEFERRED INCOME TAX ASSET - NET		
The net deferred income tax asset originated due to timing differences relating to:		
Taxable temporary differences:		
Accelerated tax depreciation	(130,553)	(120,411)
Right-of-use assets	(64,891)	(39,606)
	(195,444)	(160,017)
Deductible temporary differences:		
Provision for workers' profit participation fund	33,317	26,620
Turnover tax carried forward	106,242	102,703
Available unused tax losses	128,334	88,717
Lease liabilities	72,930	45,625
	340,823	263,665
Deferred income tax asset	145,379	103,648
Deferred income tax asset not recognised in these financial statements	(106,242)	(102,703)
Deferred income tax asset recognised in these financial statements	39,137	945

19.1 The gross movement in deferred income tax asset recognised in these financial statements during the year is as follows:

	2023	2022
	Rupees in thousand	
Opening deferred income tax asset	945	19,258
Credited / (Charged) to statement of profit or loss (Note 34)	38,192	(18,313)
Closing deferred income tax asset	39,137	945

19.2 Deferred income tax asset has been recognised to the extent that the realization of related tax benefits is probable from future taxable profits. It is probable that sufficient taxable profits will be available for utilization of recognised deferred income tax asset. Detail of recognised deferred income tax asset on available unused tax losses and unrecognised deferred income tax asset on turnover tax carried forward is given as follows:

	Accounting year to which the tax credit relates	Amount	Accounting year in which tax credit will expire
	----- Rupees in thousand -----		
Turnover tax carried forward	2019	8,879	2024
	2020	21,756	2025
	2021	34,553	2026
	2022	26,344	2027
	2023	61,418	2028
			152,950

Notes to the Financial Statements

For the year ended 30 June 2023

	Accounting year to which the tax loss relates	Amount	Accounting year in which tax loss will expire
----- Rupees in thousand -----			
Available unused tax losses - unabsorbed tax depreciation	upto 2015	73,520	Unlimited
	2016	28,003	Unlimited
	2019	123,992	Unlimited
	2020	80,405	Unlimited
	2023	136,613	Unlimited
		442,533	
		2023	2022
		Rupees in thousand	
20 STORES			
Plastic trays		10,410	10,393
Diesel		4,926	726
Artificial insemination supplies		3,181	2,446
Medicines		27,321	25,233
		45,838	38,798
21 INVENTORIES			
Forage and other consumables (Note 21.1)		327,184	340,145
Packing materials		45,852	39,560
Flavours (Note 21.2)		17,630	9,563
Raw milk		1,069	1,340
Finished / manufactured goods		20,594	13,304
		412,329	403,912
21.1	These include stock of forage held with third party amounting to Rupees 98.956 million (2022: Rupees Nil).		
21.2	These include stock of flavours held with third party amounting to Rupees 0.332 million (2022: Rupees 0.041 million).		
		2022	2021
		Rupees in thousand	
22 TRADE DEBTS			
Unsecured:			
Considered good		297,340	192,754
Less: Allowance for expected credit losses (Note 22.1)		(58,364)	(31,388)
		238,976	161,366
22.1 Allowance for expected credit losses			
Opening balance		31,388	26,785
Add: Recognized during the year (Note 31)		26,976	4,603
Closing Balance		58,364	31,388

Notes to the Financial Statements

For the year ended 30 June 2023

	2023	2022
	Rupees in thousand	
23 SHORT TERM ADVANCES AND PREPAYMENTS		
Considered good, unsecured:		
Advances to suppliers (Note 23.1)	52,701	75,787
Advances to employees against salary	1,533	4,405
Advances to staff for expenses	30	859
Advances against letters of credit	-	18,441
Margin against letters of credit	3,070	-
Prepaid insurance	2,204	1,727
	59,538	101,219
23.1 Advances to suppliers		
Considered good	52,701	75,787
Considered doubtful	3,700	-
	56,401	75,787
Less: Provision for doubtful advances to suppliers (Note 23.1.1)	3,700	-
	52,701	75,787
23.1.1 Provision for doubtful advances to suppliers		
Opening balance	-	4,632
Add: Recognized during the year (Note 31)	3,700	6,139
	3,700	10,771
Less: Written off during the year	-	(10,771)
Closing balance	3,700	-
24 SHORT TERM DEPOSITS AND OTHER RECEIVABLES		
Current portion of long term security deposits (Note 18)	3,498	739
Short term security deposits	343	358
Sales tax recoverable	339,028	184,738
	342,869	185,835
25 ADVANCE INCOME TAX - NET OF PROVISION FOR TAXATION		
Advance income tax	109,941	93,826
Less: Provision for taxation	(14,710)	(37,012)
	95,231	56,814
26 CASH AND BANK BALANCES		
Cash in hand	29,636	2,172
Cash with banks:		
Current accounts	59,624	25,208
Saving accounts (Note 26.1)	18,035	116
	107,295	27,496

26.1 Profit on balances in saving accounts ranged from 5.80% to 19.50% (2022: 5.50% to 12.25%) per annum.

Notes to the Financial Statements

For the year ended 30 June 2023

	2023	2022
	Rupees in thousand	
27 REVENUE FROM CONTRACTS WITH CUSTOMERS		
Raw milk	1,129,154	623,226
Processed milk	2,902,239	2,078,171
Yogurt	834,396	603,162
Others	320,644	229,872
	5,186,433	3,534,431
Less: Sales tax	170,193	110,207
Discounts	116,548	138,311
	4,899,692	3,285,913
Geographical region:		
Pakistan	5,186,433	3,534,431
Timing of transfer of goods:		
Goods transferred to customers at a point over time	-	-
Goods transferred to customers at a point in time	5,186,433	3,534,431
28 OPERATING COSTS		
Raw milk consumed (Note 28.1)	3,346,180	2,122,020
Forage consumed	2,498,779	1,432,571
Packing materials consumed	425,998	291,860
Stores consumed	7,470	2,900
Salaries, wages and other benefits (Note 28.2)	187,647	138,859
Oil and lubricants	261,214	157,770
Utilities	147,695	91,042
Insurance	1,944	2,405
Repair and maintenance	88,822	93,894
Artificial insemination supplies consumed	14,827	8,454
Dairy livestock medication consumed	100,396	74,631
Dairy supplies consumed	107,695	72,935
Chemicals consumed	67	84
Vehicles' running	10,414	7,938
Depreciation on operating fixed assets (Note 15.2)	79,917	58,830
Depreciation on right-of-use assets (Note 16.4)	26,935	15,364
Rent, rates and taxes	10,026	6,660
Miscellaneous	30,358	12,822
	7,346,384	4,591,039
Finished / manufactured goods		
Opening inventory	13,304	14,436
Closing inventory	(20,594)	(13,304)
	(7,290)	1,132
	7,339,094	4,592,171

Notes to the Financial Statements

For the year ended 30 June 2023

	2023	2022
	Rupees in thousand	
28.1 Raw milk consumed		
Inventory at the beginning of the year	1,340	2,250
Milk purchased during the year	3,932	6,327
Gain arising on initial recognition of milk at fair value less costs to sell at the time of milking	3,341,977	2,114,783
Inventory at the end of the year	(1,069)	(1,340)
	3,346,180	2,122,020

28.2 Salaries, wages and other benefits include an amount of Rupees 18.033 million (2022: Rupees 11.544 million) in respect of employees' retirement benefit.

	2023	2022
	Rupees in thousand	
29 ADMINISTRATIVE AND GENERAL EXPENSES		
Salaries and other benefits (Note 29.1)	136,814	112,883
Travelling and conveyance	2,594	705
Communication	3,678	2,952
Printing and stationery	4,585	3,975
Ujrah payments	16,229	10,908
Utilities	6,941	6,089
Vehicles' running	31,322	26,109
Postage and courier	452	503
Fee and subscription	11,381	7,560
News papers and periodicals	73	61
Insurance	3,761	2,661
Entertainment	5,942	3,214
Legal and professional	3,999	7,386
Auditor's remuneration (Note 29.2)	3,645	3,200
Depreciation on operating fixed assets (Note 15.2)	33,905	33,053
Depreciation on right-of-use assets (Note 16.4)	11,427	6,518
Donations (Note 29.3)	679	881
Miscellaneous	8,672	8,802
	286,099	237,460

29.1 Salaries and other benefits include an amount of Rupees 6.827 million (2022: Rupees 4.681 million) in respect of employees' retirement benefit.

29.2 Auditor's remuneration

Audit fee	2,475	2,150
Half yearly review fee	950	860
Reimbursable expenses	220	190
	3,645	3,200

29.3 There is no interest of any director or his / her spouse in donees' fund.

Notes to the Financial Statements

For the year ended 30 June 2023

	2023	2022
	Rupees in thousand	
30 SELLING AND MARKETING EXPENSES		
Salaries and other benefits (Note 30.1)	151,163	115,635
Travelling	571	1,455
Sales promotion expenses	27,441	20,516
Vehicles' running	313,172	183,902
Distribution office rent	4,151	2,070
Product handling	31,108	15,354
Entertainment	4,686	3,407
Depreciation on operating fixed assets (Note 15.2)	7,265	5,348
Depreciation on right-of-use assets (Note 16.4)	2,449	1,397
Miscellaneous	14,359	11,829
	556,365	360,913
30.1 Salaries and other benefits include an amount of Rupees 17.492 million (2022: Rupees 11.306 million) in respect of employees' retirement benefit.		
	2023	2022
	Rupees in thousand	
31 OTHER EXPENSES		
Loss due to death of dairy livestock (Note 17.1)	285,870	135,976
Loss on sale of dairy livestock - net	286,529	181,856
Allowance for expected credit losses (Note 22.1)	26,976	4,603
Provision for expired / damaged stock	659	772
Workers' profit participation fund (Note 10.2)	-	4,063
Workers' welfare fund (Note 10.3)	-	1,318
Advance to supplier written off	3,693	-
Provision for doubtful advances to suppliers (Note 23.1.1)	3,700	6,139
Penalty	-	34,992
	607,427	369,719
32 OTHER INCOME		
Income from financial assets:		
Profit on bank deposits	338	612
Interest on term deposit receipt	-	1,575
Income from non-financial assets:		
Amortization of deferred income - Government grant (Note 9.1)	9,051	6,166
Sales of scrap	13,717	4,034
Gain on sale of operating fixed assets	24,808	8,229
Insurance claim received	513	404
	48,427	21,020

Notes to the Financial Statements

For the year ended 30 June 2023

		2023	2022
		Rupees in thousand	
33 FINANCE COST			
Mark-up / profit on short term borrowings		82,746	42,893
Mark-up / profit on long term financing		90,444	48,001
Mark-up on lease liabilities (Note 7.1)		22,524	10,393
Interest on workers' profit participation fund (Note 10.2)		23,095	11,277
Interest on deferred payment obligation		4,634	-
Bank and other charges		2,552	2,119
		225,995	114,683
34 TAXATION			
For the year:			
- Current tax		14,710	37,012
- Deferred tax (Note 19.1)		(38,192)	18,313
Prior year adjustment		-	(4,311)
		(23,482)	51,014
34.1	The provision for current tax represents minimum tax on local sales. Reconciliation of tax expense and product of accounting profit multiplied by the applicable tax rate is as follows:		
		2023	2022
		Rupees in thousand	
34.2 Reconciliation between tax expense and accounting profit:			
Accounting profit before taxation		1,224,300	912,155
Tax at the applicable rate of 29% (2022: 29%)		355,047	264,525
Tax effect of change in prior year's tax		-	(4,311)
Tax effect due to minimum tax		14,710	30,456
Tax effect due to adjustments of brought forward tax depreciation losses		-	(10,034)
Tax effect arising as a consequence of recognition of deferred income tax		(38,192)	18,313
Tax effect of allowable tax credit		-	(4,112)
Others		(355,047)	(243,823)
		(23,482)	51,014
		2023	2022
35 EARNINGS PER SHARE – BASIC AND DILUTED			
There is no dilutive effect on the basic earnings per share which is based on:			
Profit after taxation attributable to ordinary shareholders	Rupees in thousand	1,247,782	861,141
			(Restated)
Weighted average number of ordinary shares	Numbers	218,639,429	218,639,429
			(Restated)
Earnings per share - Basic and diluted	Rupees	5.71	3.94

Notes to the Financial Statements

For the year ended 30 June 2023

	2023	2022
	Rupees in thousand	
36 CASH GENERATED FROM OPERATIONS		
Profit before taxation	1,224,300	912,155
Adjustments for non-cash charges and other items:		
Depreciation on operating fixed assets	121,087	97,231
Depreciation on right-of-use assets	40,812	23,279
Gains arising from changes in fair value less costs to sell of dairy livestock	(1,949,184)	(1,165,385)
Gain on sale of operating fixed assets	(24,808)	(8,229)
Amortization of deferred income - Government grant	(9,051)	(6,166)
Loss on sale of dairy livestock - net	286,529	181,856
Loss due to death of dairy livestock	285,870	135,976
Allowance for expected credit losses	26,976	4,603
Provision for Workers' Profit Participation Fund	-	4,063
Provision for Workers' Welfare Fund	-	1,318
Provision for expired / damaged stock	659	772
Return on bank deposits	(338)	(612)
Interest on term deposit receipt	-	(1,575)
Advance to supplier written off	3,693	-
Provision for doubtful advances to suppliers	3,700	6,139
Provision for employees' retirement benefit	42,352	27,531
Finance cost	225,995	114,683
Working capital changes (Note 36.1)	146,189	(214,213)
	424,781	113,426
36.1 Working capital changes		
(Increase) / decrease in current assets:		
- Stores	(7,040)	(2,492)
- Inventories	(8,417)	(60,672)
- Trade debts	(104,586)	(67,504)
- Short term advances and prepayments	34,288	(64,158)
- Short term deposits and other receivables	(157,034)	(121,083)
	(242,789)	(315,909)
Increase in trade and other payables	388,978	101,696
	146,189	(214,213)

36.2 Reconciliation of movement of liabilities to cash flows arising from financing activities

2023

	Long term financing	Deferred payment obligation	Lease liabilities	Short term borrowings	Unclaimed dividend	Total
	----- Rupees in thousand -----					
Balance as at 01 July 2022	612,095	-	157,327	439,620	35	1,209,077
Financing obtained	12,966	98,506	-	-	-	111,472
Repayment of financing	(118,346)	(10,443)	-	-	-	(128,789)
Interest accrued on deferred payment obligation	-	2,944	-	-	-	2,944
Acquisitions - finance leases	-	-	125,867	-	-	125,867
Repayment of lease liabilities	-	-	(31,712)	-	-	(31,712)
Short term borrowings - net	-	-	-	20,756	-	20,756
Other change - non cash movement	(15,053)	-	-	-	-	(15,053)
Balance as at 30 June 2023	491,662	91,007	251,482	460,376	35	1,294,562

Notes to the Financial Statements

For the year ended 30 June 2023

	2022				
	Long term financing	Lease liabilities	Short term Borrowings	Unclaimed dividend	Total
	----- Rupees in thousand -----				
Balance as at 01 July 2021	377,888	114,614	275,353	43	767,898
Financing obtained	323,530	-	-	-	323,530
Repayment of financing	(70,047)	-	-	-	(70,047)
Acquisitions - finance leases	-	58,750	-	-	58,750
Repayment of lease liabilities	-	(16,037)	-	-	(16,037)
Short term borrowings - net	-	-	164,267	-	164,267
Dividend paid	-	-	-	(8)	(8)
Other Change - non cash movement	(19,276)	-	-	-	(19,276)
Balance as at 30 June 2022	612,095	157,327	439,620	35	1,209,077

	2023	2022
	Rupees in thousand	
36.3 Non-cash financing activities		
Other change - non cash movement	(15,053)	(19,276)
Acquisition of right-of-use assets	125,867	58,750

37 REMUNERATION OF CHIEF EXECUTIVE, DIRECTORS AND EXECUTIVES

The aggregate amount charged in these financial statements in respect of remuneration, including all benefits to chief executive, directors and executives of the Company is as follows:

	Chief Executive		Executives	
	2023	2022	2023	2022
	----- Rupees in thousand -----			
Managerial remuneration	20,645	20,000	46,563	35,732
Medical allowance	-	-	4,656	3,573
House Rent	9,290	8,000	-	-
Utilities	2,065	2,000	-	-
Others	34,855	20,239	-	-
Total	66,855	50,239	51,219	39,305
Number of persons	1	1	23	14

37.1 The Company has also provided Company maintained vehicle and mobile phone facility to certain executives. Chief executive of the Company is provided with Company maintained vehicle, free utilities, reimbursement of children education and travel expenses, mobile phone facility, retirement benefit and personal expenses as per Company's policy.

37.2 Aggregate amount charged in the financial statements for meeting fee to five directors (2022: five directors) was Rupees 0.720 million (2022: Rupees 0.765 million).

37.3 No remuneration was paid to non-executive directors of the Company.

Notes to the Financial Statements

For the year ended 30 June 2023

38 TRANSACTIONS WITH RELATED PARTIES

The Company carries out transactions with related parties in the normal course of business. Detail of transactions and balances with related parties, other than those which have been specifically disclosed elsewhere in these financial statements are as follows:

Nature of relationship	Nature of transactions	2023 Rupees in thousand	2022
Associated company			
Bahera (Private) Limited	Purchase of fixed assets	-	20,000
	purchase of forage	2,288	-
Key management personnel			
Directors	Bonus shares issued (Numbers)	92,643	98,082
Chief Executive	Bonus shares issued (Numbers)	9,055,277	9,702,082
Other related parties			
Family member of Chief Executive	Bonus shares issued (Numbers)	5,851,786	6,269,771

38.1 Following are the related parties with whom the Company had entered into transaction or have arrangement / agreement in place.

Name of related party	Basis of relationship	Transactions entered or agreements and / or arrangements in place during the financial year		Percentage of Shareholding by the Company
		2023	2022	
Bahera (Private) Limited	Common directorship	Yes	Yes	None
United Bank Limited *	Common directorship	No	No	None
Eco Pak Limited	Common directorship	No	No	None
The Kidney Center	Common trusteeship of director	No	No	None
City Schools (Private) Limited	Common directorship	No	No	None
Educational Systems (Private) Limited	Common directorship	No	No	None
Smart Education System (Private) Limited	Common directorship	No	No	None
The Smart Schools (Private) Limited	Common directorship	No	No	None
Universal Assessments Pakistan (Private) Limited	Common directorship	No	No	None
Engen (Private) Limited	Common directorship	No	No	None
Premier Realities (Private) Limited	Common directorship	No	No	None
Remington Realities (Private) Limited	Common directorship	No	No	None
City Agro (Private) Limited	Common directorship	No	No	None
Pakistan Petroleum Limited	Common directorship	No	No	None
HBL Assets Management Company	Common directorship	No	No	None
Acquestas International Services Limited	Common directorship	No	No	None
Tasdeeq Credit Bureau	Common directorship	No	No	None
Injaz Foundation Pakistan	Common trusteeship of director	No	No	None
Bank of Khyber	Common directorship	No	No	None
Hayat Khan (Private) Limited	Common shareholder	No	No	None
CB Capital Limited	Executive of the Company is appointed as Director on the Board of CB Capital Limited	No	No	None

Notes to the Financial Statements

For the year ended 30 June 2023

Name of related party	Basis of relationship	Transactions entered or agreements and / or arrangements in place during the financial year		Percentage of Shareholding by the Company
		2023	2022	
ME Capital (Private) Limited	Executive of the Company is appointed as Director on the Board of ME Capital (Private) Limited	No	No	None
Qaisara Elahi Healthcare Limited	Executive of the Company is appointed as Director on the Board of Qaisara Elahi Healthcare Limited	No	No	None
Toyota Mandi Bahauddin Motors (Private) Limited	Executive of the Company is appointed as Director on the Board of Toyota Mandi Bahauddin Motors (Private) Limited	No	No	None
City and Rijas (Private) Limited	Common directorship	No	No	None
Mr. Abid Sattar	Director of the Company	No	No	None
Mr. Ammar Zafar Khan *	Director of the Company	No	No	None
Mr. Aurangzeb Firoz	Director of the Company	No	No	None
Dr. Farzana Firoz	Director of the Company	No	No	None
Mr. Ijaz Nisar	Director of the Company	No	No	None
Mr. Rasikh Elahi	Chief Executive of the Company	No	No	None
Mr. Shabbi Zahid Ali	Director of the Company	No	No	None

*This ceased to be related party with effect from 20 September 2023 as Mr. Ammar Zafar Khan resigned from board of directors of the Company as on 20 September 2023.

38.2 Detail of compensation to key management personnel comprising of chief executive and executives is disclosed in note 37.

39 UNUTILIZED CREDIT FACILITIES

	Non-Funded		Funded	
	2023	2022	2023	2022
----- Rupees in thousand -----				
Total facilities	215,000	115,000	1,356,849	1,281,832
Utilized at the end of the year	-	40,952	1,237,151	1,226,057
Unutilized at the end of the year	215,000	74,048	119,698	55,775

	2023	2022
40 NUMBER OF EMPLOYEES		
Number of employees as on 30 June	701	695
Average number of employees during the year	698	633

Notes to the Financial Statements

For the year ended 30 June 2022

		2023	2022
41 PLANT CAPACITY AND ACTUAL PRODUCTION			
Pasteurized milk			
-Total capacity	Liters	21,146,045	21,146,045
-Actual production	Liters	13,473,781	13,170,040
Yogurt			
-Total capacity	Liters	3,660,000	3,660,000
-Actual production	Liters	1,835,138	1,977,619
Raita			
-Total capacity	Liters	700,000	700,000
-Actual production	Liters	82,322	84,703
Chunky yogurt			
-Total capacity	Liters	220,000	220,000
-Actual production	Liters	189,328	85,172
Butter			
-Total capacity	Kilogram	541,944	541,944
-Actual production	Kilogram	24,949	69,691
Cream cheese			
-Total capacity	Kilogram	240,000	240,000
-Actual production	Kilogram	96,617	91,898

41.1 Under utilization of available capacity is mainly due to low market demand.

42. RECOGNIZED FAIR VALUE MEASUREMENTS - FINANCIAL INSTRUMENTS

(i) Fair value hierarchy

Certain financial assets and financial liabilities are not measured at fair value if the carrying amounts are a reasonable approximation of fair value. Due to short term nature, carrying amounts of certain financial assets and financial liabilities are considered to be the same as their fair value. For the majority of the non-current receivables, the fair values are also not significantly different to their carrying amounts. Judgements and estimates are made in determining the fair values of the financial instruments that are recognised and measured at fair value in these financial statements. To provide an indication about the reliability of the inputs used in determining fair value, the Company classifies its financial instruments into the following three levels. However, as at the reporting date, the Company has no such type of financial instruments which are required to be grouped into these levels. These levels are explained as under:

Level 1: The fair value of financial instruments traded in active markets (such as publicly traded derivatives, and equity securities) is based on quoted market prices at the end of the reporting period. The quoted market price used for financial assets held by the Company is the current bid price. These instruments are included in level 1.

Notes to the Financial Statements

For the year ended 30 June 2023

Level 2: The fair value of financial instruments that are not traded in an active market (for example, over-the-counter derivatives) is determined using valuation techniques which maximise the use of observable market data and rely as little as possible on entity-specific estimates. If all significant inputs required to fair value an instrument are observable, the instrument is included in level 2.

Level 3: If one or more of the significant inputs is not based on observable market data, the instrument is included in level 3. This is the case for unlisted equity securities.

43 RECOGNIZED FAIR VALUE MEASUREMENTS - NON-FINANCIAL ASSETS

(i) Fair value hierarchy

Judgements and estimates are made for non-financial assets that are recognized and measured at fair value in these financial statements. To provide an indication about the reliability of the inputs used in determining fair value, the Company has classified its non-financial assets into the following three levels.

At 30 June 2023	Level 1	Level 2	Level 3	Total
----- Rupees in thousand -----				
Biological assets	-	3,994,596	-	3,994,596
Total non-financial assets	-	3,994,596	-	3,994,596

At 30 June 2022	Level 1	Level 2	Level 3	Total
----- Rupees in thousand -----				
Biological assets	-	2,671,392	-	2,671,392
Total non-financial assets	-	2,671,392	-	2,671,392

The Company's policy is to recognise transfers into and transfers out of fair value hierarchy levels as at the end of the reporting period.

There were no transfers between levels 1 and 2 for recurring fair value measurements during the year. Further, there was no transfer in and out of level 3 measurements.

(ii) Valuation techniques used to determine level 2 fair values

The fair value of these assets is determined by independent valuers. Fair value of biological assets has been determined using a replacement cost approach, whereby, current cost of similar dairy cattle in the international market has been adjusted for transportation costs to arrive at fair value.

Valuation processes

The Company engages external, independent valuers to determine the fair value of the Company's biological assets at the end of every year. As at 30 June 2023, the fair value of the biological assets was determined by M/s Profarm Pakistan (Private) Limited and M/s Anderson Consulting (Private) Limited.

Changes in fair values are analysed between the chief financial officer and the valuers. As part of this discussion the team presents a report that explains the reason for the fair value movements.

44 FINANCIAL RISK MANAGEMENT

44.1 Financial risk factors

The Company's activities expose it to a variety of financial risks: market risk (including currency risk, other price risk and interest rate risk), credit risk and liquidity risk. The Company's overall risk management programme focuses on the unpredictability of financial markets and seeks to minimize potential adverse effects on the Company's financial performance.

Notes to the Financial Statements

For the year ended 30 June 2023

Risk management is carried out by the Company's finance department under policies approved by the Board of Directors. The Board provides principles for overall risk management, as well as policies covering specific areas such as currency risk, other price risk, interest rate risk, credit risk, liquidity risk and investment of excess liquidity.

(a) Market risk

(i) Currency risk

Currency risk is the risk that the fair value or future cash flows of a financial instrument will fluctuate because of changes in foreign exchange rates. Currency risk arises mainly from future commercial transactions or receivables and payables that exist due to transactions in foreign currencies.

The Company is not exposed to any significant foreign exchange risk at any reporting date as it has no receivables or payables in foreign currencies.

(ii) Other price risk

Other price risk represents the risk that the fair value or future cash flows of a financial instrument will fluctuate because of changes in market prices (other than those arising from interest rate risk or currency risk), whether those changes are caused by factors specific to the individual financial instrument or its issuer, or factors affecting all similar financial instruments traded in the market. The Company is not exposed to equity price risk as it does not have any investment in equity securities.

The Company is exposed to financial risk arising from changes in milk prices. The Company does not anticipate that milk prices will decline significantly in the foreseeable future and, therefore, has not entered into derivative or other contracts to manage the risk of decline in milk prices. The Company reviews its outlook for milk prices regularly in considering the need for active financial risk management.

(iii) Interest rate risk

This represents the risk that the fair value or future cash flows of a financial instrument will fluctuate because of changes in market interest rates.

The Company's interest rate risk arises from short term borrowings, long term financing, deferred payment obligation, lease liabilities and bank balances in saving accounts. Financial instruments at variable rates expose the Company to cash flow interest rate risk. Financial instruments at fixed rate expose the Company to fair value interest rate risk.

At the reporting date, the interest rate profile of the Company's interest bearing financial instruments was:

	2023	2022
	Rupees in thousand	
Fixed rate instruments		
Financial liabilities		
Lease liabilities	50,456	55,792
Long term financing	49,025	212,509
Floating rate instruments		
Financial assets		
Bank balances - saving accounts	18,035	116
Financial liabilities		
Deferred payment obligation	91,007	-
Long term financing	491,662	433,558
Short term borrowings	460,376	439,620
Lease liabilities	201,026	101,535
	1,244,071	974,713

Notes to the Financial Statements

For the year ended 30 June 2023

Fair value sensitivity analysis for fixed rate instruments

The Company does not account for any fixed rate financial assets and liabilities at fair value through profit or loss. Therefore, a change in interest rate at the reporting date would not affect profit or loss of the Company.

Cash flow sensitivity analysis for variable rate instruments

If interest rates at the year end date, fluctuates by 1% higher / lower with all other variables held constant, profit after taxation for the year would have been Rupees 11.805 million (2022: Rupees 9.064 million) lower / higher, mainly as a result of higher / lower interest expense / income on floating rate financial instruments. This analysis is prepared assuming the amounts of financial instruments outstanding at reporting dates were outstanding for the whole year.

(b) Credit risk

Credit risk represents the risk that one party to a financial instrument will cause a financial loss for the other party by failing to discharge an obligation. The carrying amount of financial assets represents the maximum credit exposure. The maximum exposure to credit risk at the reporting date was as follows:

	2023	2022
	Rupees in thousand	
Long term security deposits	7,161	5,625
Trade debts	238,976	161,366
Short term advances	4,603	4,405
Short term deposits	343	358
Bank balances	77,659	25,324
	328,742	197,078

The credit quality of financial assets that are neither past due nor impaired can be assessed by reference to external credit ratings (if available) or to historical information about counterparty default rate:

	Rating			2023	2022
	Short term	Long term	Agency	----- Rupees in thousand -----	
Banks					
Allied Bank Limited	A1+	AAA	PACRA	20,311	13,237
MCB Bank Limited	A1+	AAA	PACRA	1,158	1,733
Silkbank Limited	A-2	A-	JCR-VIS	2,833	580
AlBaraka Bank (Pakistan) Limited	A1	A+	JCR-VIS	-	-
MCB Islamic Bank Limited	A1	A	PACRA	44,326	6,598
Dubai Islamic Bank Pakistan	A1+	AA	JCR-VIS	2,146	2,274
National Bank of Pakistan	A1+	AAA	PACRA	-	114
Habib Metropolitan Bank Limited	A1+	AA+	PACRA	27	27
Bank Islami Pakistan Limited	A1	A	PACRA	-	8
Askari Bank Limited	A1+	AA+	PACRA	133	753
Habib Bank Limited	A1+	AAA	JCR-VIS	6,725	-
				77,659	25,324

Notes to the Financial Statements

For the year ended 30 June 2023

Due to the Company's long standing business relationships with these counterparties and after giving due consideration to their strong financial standing, the management does not expect non-performance by these counter parties on their obligations to the Company. Accordingly, the credit risk is minimal.

The Company applies the IFRS 9 simplified approach to measure expected credit losses which uses a lifetime expected loss allowance for all trade debts.

To measure the expected credit losses, trade receivables have been grouped based on shared credit risk characteristics and the days past due. These trade receivables are netted off with the collateral obtained from these customers to calculate the net exposure towards these customers.

The expected loss rates are based on the payment profiles of sales over a period of 36 months before 30 June 2023 and the corresponding historical credit losses experienced within this period. The historical loss rates are adjusted to reflect current and forward-looking information on macroeconomic factors affecting the ability of the customers to settle the receivables. The Company has identified the Gross Domestic Product, Unemployment, Interest, and the inflation Index of the country in which it majorly sells its goods and services to be the most relevant factors, and accordingly adjusts the historical loss rates based on expected changes in these factors.

On that basis, the loss allowance as at 30 June 2023 and 30 June 2022 was determined as follows:

At 30 June 2023

	Sales		
	Expected loss rate	Trade debts	Loss allowance
	%	----- Rupees in thousand -----	
Not past due	0%	432	-
Up to 30 days	23.78%	27,922	6,641
31 to 60 days	23.78%	14,746	3,507
61 to 90 days	45.64%	8,288	3,783
91 to 180 days	69.65%	13,124	9,141
181 to 360 days	69.65%	14,684	10,227
Above 360 days	100%	25,065	25,065
		104,261	58,364
Trade debts which are not subject to risk of default		193,079	-
		297,340	58,364

At 30 June 2022

Not past due	0%	5,008	-
Up to 30 days	0.53%	83,145	441
31 to 60 days	7.17%	29,984	2,150
61 to 90 days	18.86%	17,691	3,337
91 to 180 days	23.72%	10,837	2,571
181 to 360 days	51.80%	4,245	2,199
Above 360 days	100%	21,690	20,690
		172,600	31,388
Trade debts which are not subject to risk of default		20,154	-
		192,754	31,388

Notes to the Financial Statements

For the year ended 30 June 2023

(c) Liquidity risk

Liquidity risk is the risk that an entity will encounter difficulty in meeting obligations associated with financial liabilities.

The Company manages liquidity risk by maintaining sufficient cash and the availability of funding through an adequate amount of committed credit facilities. At 30 June 2023, the Company had Rupees 119.698 million (2022: Rupees 55.775 million) available borrowing limits from financial institutions and Rupees 107.295 million (2022: Rupees 27.496 million) cash and bank balances. The management believes the liquidity risk to be low. Following are the contractual maturities of financial liabilities, including interest payments. The amount disclosed in the table are undiscounted cash flows:

Contractual maturities of financial liabilities as at 30 June 2023:

	Carrying amount	Contractual cash flows	6 months or less	6-12 months	1-2year	more than 2 year
----- Rupees in thousand -----						
Non-derivative financial liabilities:						
Long term financing	491,662	724,373	131,283	98,519	121,175	373,396
Deferred payment obligation	91,007	107,093	10,703	9,697	18,502	68,191
Trade and other payables	813,483	813,483	813,483	-	-	-
Short term borrowings	460,376	538,886	273,577	265,309	-	-
Accrued mark-up / profit	48,627	48,627	48,627	-	-	-
Lease liabilities	251,482	321,581	48,396	49,216	104,623	119,346
Unclaimed dividend	35	35	35	-	-	-
	2,156,672	2,554,078	1,326,104	422,741	244,300	560,933

Contractual maturities of financial liabilities as at 30 June 2022

	Carrying amount	Contractual cash flows	6 months or less	6-12 months	1-2year	more than 2 year
----- Rupees in thousand -----						
Non-derivative financial liabilities:						
Long term financing	612,095	854,270	115,230	92,402	181,618	465,020
Trade and other payables	421,255	421,255	421,255	-	-	-
Short term borrowings	439,620	509,653	34,391	475,262	-	-
Accrued mark-up / profit	40,799	40,799	40,799	-	-	-
Lease liabilities	157,327	234,325	23,814	24,044	99,226	87,241
Unclaimed dividend	35	35	35	-	-	-
	1,671,131	2,060,337	635,524	591,708	280,844	552,261

The contractual cash flows relating to the above financial liabilities have been determined on the basis of interest rates / mark-up rates effective as at 30 June. The rates of interest / mark up have been disclosed in note 7, 8, and 11 to these financial statements.

	At Amortized Cost	
	2023	2022
Rupees in thousand		
44.2 Financial instruments by categories		
Financial assets		
Long term security deposits	7,161	5,625
Trade debts	238,976	161,366
Short term advances	4,603	4,405
Short term deposits	343	358
Cash and bank balances	107,295	27,496
	358,378	199,250

Notes to the Financial Statements

For the year ended 30 June 2023

	At Amortized Cost	
	2023	2022
	Rupees in thousand	
Financial liabilities		
Long term financing	491,662	612,095
Deferred payment obligation	91,007	-
Accrued mark-up / profit	48,627	40,799
Short term borrowings	460,376	439,620
Trade and other payables	813,483	421,255
Lease liabilities	251,482	157,327
Unclaimed dividend	35	35
	2,156,672	1,671,131

44.3 Reconciliation of financial assets and financial liabilities to the line items presented in the statement of financial position is as follows:

	2023		
	Financial assets	Non-financial assets	Assets as per statement of financial position
	----- Rupees in thousand -----		
Assets			
Long term security deposits	7,161	58,362	65,523
Trade debts	238,976	-	238,976
Short term advances and prepayments	4,603	54,935	59,538
Short term deposits and other receivables	343	342,526	342,869
Cash and bank balances	107,295	-	107,295
	358,378	455,823	814,201
	2023		
	Financial liabilities	Non-financial liabilities	Liabilities as per statement of financial position
	----- Rupees in thousand -----		
Liabilities			
Long term financing	491,662	-	491,662
Deferred payment obligation	91,007	-	91,007
Trade and other payables	813,483	130,699	944,152
Accrued mark-up / profit	48,627	-	48,627
Short term borrowings	460,376	-	460,376
Unclaimed dividend	35	-	35
Lease liabilities	251,482	-	251,482
	2,156,672	130,669	2,287,341

Notes to the Financial Statements

For the year ended 30 June 2023

	2022		
	Financial assets	Non-financial assets	Assets as per statement of financial position
----- Rupees in thousand -----			
Assets			
Long term security deposits	5,625	29,780	35,405
Trade debts	161,366	-	161,366
Short term advances and prepayments	4,405	96,814	101,219
Short term deposits	358	185,477	185,835
Cash and bank balances	27,496	-	27,496
	199,250	312,071	511,321

	2022		
	Financial liabilities	Non-financial liabilities	Liabilities as per statement of financial position
----- Rupees in thousand -----			
Liabilities			
Long term financing	612,095	-	612,095
Trade and other payables	421,255	101,659	522,914
Accrued mark-up / profit	40,799	-	40,799
Short term borrowings	439,620	-	439,620
Unclaimed dividend	35	-	35
Lease liabilities	157,327	-	157,327
	1,671,131	101,659	1,772,790

44.4 Offsetting of financial assets and financial liabilities

As on the reporting date, recognized financial instruments are not subject to offsetting as there are no enforceable master netting arrangements and similar agreements.

44.5 Capital risk management

The Company's objectives when managing capital are to safeguard the Company's ability to continue as a going concern in order to provide returns for shareholders and benefits for other stakeholders and to maintain an optimal capital structure to reduce the cost of capital. In order to maintain or adjust the capital structure, the Company may adjust the amount of dividends paid to shareholders, issue new shares or sell assets to reduce debt. Consistent with others in the industry and the requirements of the lenders, the Company monitors the capital structure on the basis of gearing ratio. This ratio is calculated as borrowings divided by total capital employed. Borrowings represent short term borrowings obtained by the Company as referred to in note 11, long term financing as referred to in note 8 and lease liabilities as referred to in note 7. Total capital employed includes 'total equity' as shown in the statement of financial position plus 'borrowings'.

Notes to the Financial Statements

For the year ended 30 June 2023

		2023	2022
Borrowings	Rupees in thousand	1,200,848	1,186,952
Total equity	Rupees in thousand	4,803,089	3,515,312
Total capital employed	Rupees in thousand	6,003,937	4,702,264
Gearing ratio	Percentage	20.00%	25.24%

The increase in the gearing ratio is mainly due to increase in short term borrowings and long term financing of the Company.

	Note	2023 Rupees in thousand	2022
45 DISCLOSURES BY COMPANY LISTED ON ISLAMIC INDEX			
Description			
Loan / advances obtained as per Islamic mode:			
Loans	8 & 11	632,374	684,706
Advances		-	-
Shariah compliant bank deposits / bank balances			
Bank balances		46,472	8,880
Profit earned from shariah compliant bank deposits / bank balances			
Profit on deposits with banks		239	604
Revenue earned from shariah compliant business	27	4,899,692	3,285,913
Gain / (loss) or dividend earned from shariah compliant investments		-	-
Exchange loss		-	-
Mark-up paid on Islamic mode of financing		67,586	26,424
Profits earned or interest paid on any conventional loan / advance			
Interest paid on loans		73,879	30,099
Mark-up on lease liabilities	34	22,524	5,341
Profit earned on deposits with banks		8	8
Relationship with shariah compliant banks/financial institutions			
Name	Relationship		
Bank Islami Pakistan Limited	Bank balance		
Dubai Islamic Bank Pakistan Limited	Bank balance		
MCB Islamic Bank Limited	Bank balance, long term and short term financing		
Al Baraka Bank (Pakistan) Limited	Bank balance		
First Habib Modaraba	Long term financing		

Notes to the Financial Statements

For the year ended 30 June 2023

46 SEGMENT INFORMATION

These financial statements have been prepared on the basis of single reportable segment. All of the sales of the Company relates to customers in Pakistan. All non-current assets of the Company as at reporting date were located in Pakistan.

47 EVENTS AFTER THE REPORTING PERIOD

47.1 The Board of Directors of the Company has proposed a cash dividend for the year ended 30 June 2023 of Rupees Nil per share (2022: Nil) and Nil bonus share for every Nil ordinary shares (2022: 1 bonus shares for every 10 ordinary shares) at their meeting held on 28 September, 2023. However, these events have been considered as non-adjusting events under IAS 10 'Events after the Reporting Period' and have not been recognized in these financial statements.

48 CORRESPONDING FIGURES

Corresponding figures have been rearranged and reclassified where necessary for the purpose of comparison. However, no significant re-arrangements of corresponding figures have been made in these financial statements.

49 DATE OF AUTHORIZATION FOR ISSUE

These financial statements were authorized for issue on 28 September, 2023 by the Board of Directors of the Company.

50 GENERAL

Figures have been rounded off to the nearest thousand of Rupees unless otherwise stated.



CHIEF EXECUTIVE



DIRECTOR



CHIEF FINANCIAL OFFICER

Notice of Annual General Meeting

NOTICE IS HEREBY GIVEN THAT 16th Annual General Meeting of shareholders (6th after listing on PSX) of **At-Tahur Limited** will be held on **Friday, October 27, 2023 at 11:00 a.m. at Registered Office, 182-Abu Bakar Block, New Garden Town, Lahore** to transact the following business:

ORDINARY BUSINESS

1. To receive, consider and adopt the Annual Audited Financial Statements of the Company for the year ended 30 June 2023 together with the Directors' and Auditors' reports thereon.
2. To appoint auditors of the Company and to fix their remuneration. The present auditor M/s Riaz Ahmad & Company, Chartered Accountants, retires and being eligible, offers themselves for re-appointment as auditors of the Company.

SPECIAL BUSINESS

3. To consider and if deemed fit pass the resolution with or without modifications:
Resolved that the approval be and is hereby given to allow the Company to circulate the Annual Audited Financial Statements, Auditors' Report, Directors' Report, Chairman's Message and other reports contained thereto, to the members/shareholders through Quick Response (QR) enabled code and weblink instead of through CD/DVD/USB, subject to the requirements of Notification No. S.R.O. 389(I)/2023 of the Securities and Exchange Commission of Pakistan dated 21 March 2023.
4. To transact any other business with the permission of the Chair.

Statement of Material Facts for Agenda Item No. 3 is being circulated to the members along with notice of the meeting.

October 05, 2023
Lahore

By Order of the Board
Company Secretary

BOOK CLOSURE:

The Members' Register will remain closed from October 20, 2023 to October 27, 2023 (both day inclusive).

NOTES:

1. Transfer received in order at the Registered Office by the close of business hours on Thursday, October 19, 2023 will be treated in time.
2. A member eligible to attend and vote at this Meeting may appoint another member as his/her proxy to attend and vote instead of him/her.
3. The instrument appointing a proxy and the power of attorney or other authority under which it is signed or a notarially attested copy of the power of attorney must be received by the Company at the Registered Office not later than 48 hours before the time for holding the Meeting.
4. CDC account holders will further have to follow the under mentioned guidelines as laid down by Securities & Exchange Commission of Pakistan:

For Attending the Meeting:

- i. In case of individuals, the account holder or sub-account holder and whose registration details are uploaded as per the Regulations, shall authenticate his/her identity by showing his/her original Computerized National Identity Card (CNIC) or passport at the time of attending the meeting.
- ii. In case of corporate entity, the Board of Directors' resolution/power of attorney with specimen signature of the nominee shall be produced (unless it has been provided earlier) at the time of meeting.

For Appointing Proxies:

- i. In case of individuals, the account holder or sub-account holder and whose registration details are uploaded as per the Regulations, shall submit the proxy form as per above requirement
- ii. Attested copies of valid CNIC or the passport of beneficial owners and the proxy shall be furnished with the proxy form.
- iii. The proxy shall produce his/her original valid CNIC or original passport at the time of the meeting.
- iv. In case of corporate entity, the Board of Directors' resolution/power of attorney with specimen signature shall be produced (unless it has been provided earlier) at the time of meeting.

Notice of Annual General Meeting

Video Conference Facility:

Shareholders individually or collectively holding 10.00% or more shareholding can provide their consent to participate in the meeting through video conference at least seven days prior to date of the meeting. Considering the geographical dispersal of the shareholder, the Company shall arrange video conference facility subject to the availability of such facility in that city. The Company will intimate members regarding venue of the video-link facility at least five days before the date of the general meeting along with complete information necessary to enable them to access the facility. The shareholders who wish to avail the video-link facility may send their request on Standard Form provided in the annual report and also available on the company's website.

Circulation of Accounts via Email

The shareholders who intends to receive the annual report including the notice of meeting through e-mail are requested to provide their written consent on the Standard Request Form provided in the annual report and also available on the Company's website.

Electronic Voting:

- a) In accordance with the Companies (Postal Ballot) Regulation, 2018, (the "Regulations") the right to vote through electronic voting facility and voting by post shall be provided to members of every listed company for, inter alia, all businesses classified as special business under the Companies Act, 2017 in the manner and subject to conditions contained in the Regulations;
- b) Detail of E-Voting facility will be shared through e-mail with those members of the company who have valid cell numbers / e-mail addresses available in the Register of Members of the Company by Share Registrar **M/s Corplink (Private) Limited** being the e voting service provider;
- c) Identity of the members intending to cast vote through e-voting shall be authenticated through electronic signature or authentication for login.
- d) Members shall cast vote online from October 24, 2023 at 09:00 a.m. till October 26, 2023 at 5:00 p.m. Voting shall close on October 26, 2023 at 5:00 p.m. Once the vote on the resolution has been casted by a Member, he/she shall not be allowed to change it subsequently.

Procedure for Voting Through Postal Ballot

- a) Members may alternatively opt for voting through postal ballot. For convenience of the members, Ballot Paper is annexed to this notice and the same is also available on the Company's website www.at-tahur.com to download.
- b) The members must ensure that the duly filled and signed ballot paper, along with a copy of Computerized National Identity Card (CNIC) should reach the Chairman of the meeting through post at the Company's registrar address, **182, Abu Bakar Block, New Garden Town, Lahore**, or email at chariman@at-tahur.com one day before the AGM, i.e. on October 26, 2023 before 5:00 p.m. A postal ballot received after this time / date shall not be considered for voting. The signature on the Ballot Paper shall match with signature on the CNIC.

Statement under Section 134(3) of the Companies Act, 2017

Statement of Material Facts in respect of Agenda Item No. (3)

Approval of Circulation of the Annual Audited Accounts of the Company

The Securities and Exchange Commission of Pakistan (SECP) through its Notification No. S.R.O. 389(I)/2023 dated 21 March 2023 has allowed the companies to circulate the annual audited financial statements to its members/shareholders through Quick Response (QR) enabled code and web link instead of through CD/DVD/USB. The notice of meeting shall be dispatched to members as per requirements of the Act, on their registered address, containing the QR code and the web link address to view and download the annual audited financial statements together with the reports and documents required to be annexed thereto under the Act. The companies shall circulate the annual audited financial statements through email in case email address has been provided by the member to the company and the consent of member to receive the copies through email is not required.

The copy of the subject notification from, SECP is placed before the members of the meeting for inspection. The contents of the notification shall be complied with by the Company. The Annual Financial Statements of the Company upcoming years shall be available on the Company's website www.at-tahur.com

نوٹس | سالانہ اجلاس عام

نوٹس ہذا سے مطلع کیا جاتا ہے کہ الطہو ر لمیٹڈ کا سولہواں سالانہ اجلاس عام 27 اکتوبر، 2023ء بروز جمعہ بوقت 11:00 بجے دن کمپنی کے رجسٹرڈ آفس واقع 182 ابوبکر بلاک، نیوگارڈن ٹاؤن لاہور میں مندرجہ ذیل امور پر بحث کے لئے منعقد ہوگا:

عمومی امور

1. 30 جون 2023ء کو اختتام پذیر سال کے لئے پڑتال شدہ کھاتوں کے ہمراہ ڈائریکٹرز اور آڈیٹرز رپورٹس کو وصول کرنا، زیر غور لانا اور اپنانا۔
2. کمپنی کے آڈیٹرز کی تقرری اور ان کا مشاہیرہ طے کرنا۔ موجودہ آڈیٹرز مینسز ریاض احمد اینڈ کمپنی، چارٹرڈ اکاؤنٹنٹس ریٹائر ہو چکے ہیں اور خود کو دوبارہ تقرری کے لئے پیش کرتے ہیں۔

خصوصی امور

3. غور کرنا اور اگر مناسب سمجھا جائے تو ترمیم کے ساتھ یا اس کے بغیر قرارداد پاس کریں۔
 - حل کیا گیا کہ کمپنی کو سالانہ آڈٹ شدہ مالیاتی گوشواروں، آڈیٹرز کی رپورٹ، ڈائریکٹرز کی رپورٹ، چیئرمین کا پیغام اور اس میں موجود دیگر رپورٹس کو CD/DVD/USB کی بجائے فوری رسپانس (QR) فعال کوڈ اور ویب لنک کے ذریعے اراکین/احصا یافتگان تک پہنچانے کی اجازت دی گئی ہے۔ نوٹیفیکیشن نمبر S.R.O 389(I)2023 سیکورٹیز اینڈ ایکسچینج کمیشن آف پاکستان کا مورخہ 21 مارچ 2023ء کے مطابق۔
 4. چیئرمین کی اجازت سے دیگر امور پر بحث کرنا۔
- اجلاس کے نوٹس کے ساتھ ایجنڈا آئٹم نمبر 3 کے مادی حقائق کا بیان ممبران کو ارسال کیا جا رہا ہے۔

بحکم بورڈ
کمپنی سیکریٹری

لاہور

05 اکتوبر 2023ء

کتاب کی بندش:

اراکین کا رجسٹر 20 اکتوبر 2023ء سے 27 اکتوبر 2023ء تک (بشمول دونوں ایام) بند رہے گا۔

مندرجات:

1. جمعرات 19 اکتوبر 2023ء کو رجسٹرڈ آفس میں کاروباری اوقات کار میں موصول ٹرانسفر کو بروقت تصور کیا جائے گا۔
2. اس اجلاس میں ووٹ کرنے اور شرکت کرنے کا/کی اہل رکن اپنی جگہ اجلاس میں شرکت کرنے اور ووٹ کرنے کے لئے کسی دوسرے رکن کو اپنا پراکسی مقرر کر سکتا/سکتی ہے۔
3. پراکسی مقرر کرنے کا دستاویز اور مختار نامہ یا دیگر اتھارٹی جس کے ماتحت اس پر دستخط کئے گئے ہوں یا مختار نامہ کی نوٹری سے تصدیق شدہ نقل کمپنی کے رجسٹرڈ دفتر میں اجلاس کے انعقاد سے 48 گھنٹے قبل موصول ہو جانا چاہئے۔
4. CDC کاؤنٹ ہولڈرز کو سیکورٹیز اینڈ ایکسچینج کمیشن آف پاکستان کی جاری کردہ حسب ذیل ہدایات پر عمل کرنا ہوگا:

نوٹس | سالانہ اجلاس عام

اجلاس میں شرکت کے لئے:

- i. افراد کی صورت میں، اکاؤنٹ ہولڈر یا ذیلی اکاؤنٹ ہولڈر یا جس کی رجسٹریشن تفصیلات قواعد کے تحت شائع کی گئی ہوں، کو اپنا اصلی کمپیوٹرائزڈ شناختی کارڈ (CNIC) یا پاسپورٹ اجلاس میں شرکت کے وقت پیش کرنا ہوگا۔
- ii. کاروباری ادارہ کی صورت میں، بورڈ آف ڈائریکٹرز کی قرارداد/مختار نامہ بمعہ نامزد کے نمونہ کے دستخط (اگر یہ پہلے فراہم نہ کئے گئے ہوں) اجلاس میں شرکت کے وقت پیش کرنا ہوں گے۔

پراسی کے تقرر کے لئے:

- i. افراد کی صورت میں، اکاؤنٹ ہولڈر یا ذیلی اکاؤنٹ ہولڈر اور جس کی رجسٹریشن تفصیلات قواعد کے تحت شائع کی گئی ہوں کو مذکورہ بالا معیار کے مطابق پراسی فارم جمع کرانا ہوگا۔
- ii. جائز شناختی کارڈ یا بینی فیشل اونز کا پاسپورٹ اور پراسی، پراسی فارم کے ساتھ جمع کروائے جائیں گے۔
- iii. پراسی اجلاس کے موقع پر اپنا اصلی جائز CNIC یا اصلی پاسپورٹ پیش کرے گا/گی۔
- iv. کاروباری ادارہ کی صورت میں، بورڈ آف ڈائریکٹرز کی قرارداد/مختار نامہ بمعہ نمونہ کے دستخط (اگر پہلے فراہم نہ کیا گیا ہو) اجلاس کے موقع پر پیش کرنا ہوگا۔

ویڈیو کانفرنس سہولت:

10.00 فی صد یا زائد شیئر ہولڈنگ کے حامل انفرادی یا اجتماعی حصص داران اجلاس میں بذریعہ ویڈیو کانفرنس شرکت کے لئے اجلاس کے انعقاد سے کم از کم سات یوم قبل اپنی رضامندی کا اظہار کریں گے۔ شیئر ہولڈر کے جغرافیائی مقام کو مد نظر رکھتے ہوئے شہر میں سہولت کی دستیابی سے مشروط کمپنی ویڈیو کانفرنس سہولت کا بندوبست کرے گی۔ کمپنی اجلاس کے انعقاد سے کم از کم پانچ یوم قبل ویڈیو لنک سہولت کے لئے مقام سے متعلق اراکین کو آگاہ کرے گی۔ جس میں سہولت حاصل کرنے کے لئے تمام ضروری معلومات شامل ہوں گی۔ ایسے حصص داران جو ویڈیو لنک کی سہولت حاصل کرنے کے خواہش مند ہیں وہ سالانہ رپورٹ اور کمپنی کی ویب سائٹ پر فراہم کردہ معیاری فارم پر اپنی درخواست بھیج سکتے ہیں۔

بذریعہ ای میل کھاتوں کی ترسیل

حصص داران جو نوٹس برائے اجلاس اور سالانہ رپورٹ بذریعہ ای میل وصول کرنا چاہتے ہیں انہیں درخواست کی جاتی ہے کہ وہ سالانہ رپورٹ اور کمپنی کی ویب سائٹ پر دستیاب معیاری درخواست فارم پر اپنی تحریری رضامندی فراہم کریں۔

الیکٹرانک ووٹنگ

- (a) کمپنیز (پوسٹل بیلٹ) ریگولیشن، 2018، ("ضابطے") کے مطابق الیکٹرانک ووٹنگ کی سہولت کے ذریعے ووٹ ڈالنے اور ڈاک کے ذریعے ووٹ دینے کا حق لٹھ کمپنی کے ممبران کو فراہم کیا جائے گا، ان تمام کاروباروں کے لیے جن کی خصوصی درجہ بندی کی گئی ہے۔
- (b) ای ووٹنگ کی سہولت کی تفصیلات کمپنی کے ان ممبروں کے ساتھ ای میل کے ذریعے شیئر کی جائیں گی جن کے سیل نمبر/ای میل ایڈریس میسرز کاریلنک (پرائیویٹ) لمیٹڈ کے پاس ممبران کے رجسٹر میں دستیاب ہیں۔

نوٹس | سالانہ اجلاس عام

- (c) ای ووٹنگ کے ذریعے ووٹ ڈالنے کا ارادہ رکھنے والے اراکین کی شناخت الیکٹرانک دستخط یا لاگ ان کے لیے تصدیق کے ذریعے کی جائے گی۔
- (d) ممبران 24 اکتوبر 2023ء کو صبح 9:00 بجے سے 26 اکتوبر 2023ء شام 5:00 بجے تک آن لائن ووٹ ڈالیں گے۔ ووٹنگ 26 اکتوبر 2023ء کو شام 5:00 بجے بند ہوگی۔ ایک بار جب کسی رکن کی طرف سے قرارداد پر ووٹ ڈال یا جائے تو اسے بعد میں تبدیل کرنے کی اجازت نہیں ہوگی۔

پوسٹل بیلٹ کے ذریعے ووٹ ڈالنے کا طریقہ کار

- (a) اراکین متبادل طور پر پوسٹل بیلٹ کے ذریعے ووٹ ڈالنے کا انتخاب کر سکتے ہیں۔ اراکین کی سہولت کے لیے بیلٹ پیپر اس نوٹس کے ساتھ منسلک ہے اور اسے ڈاؤن لوڈ کرنے کے لیے کمپنی کی ویب سائٹ www.at-tahur.com پر بھی دستیاب ہے۔
- (b) اراکین کو یقینی بنانا چاہیے کہ صحیح طریقے سے بھرے ہوئے اور دستخط شدہ بیلٹ پیپر، کمپیوٹرائزڈ قومی شناختی کارڈ (CNIC) کی کاپی کے ساتھ کمپنی کے رجسٹرار ایڈریس، 182 ابو بکر بلاک، نیو گارڈن ٹاؤن، لاہور پر ڈاک کے ذریعے میٹنگ کے چیئرمین تک پہنچیں یا AGM سے ایک دن پہلے chairman@at-tahur.com پر ای میل کریں، یعنی 26 اکتوبر 2023ء کو شام 5:00 بجے سے پہلے۔ اس وقت/تاریخ کے بعد موصول ہونے والا پوسٹل بیلٹ ووٹنگ کے لیے زیر غور نہیں آئے گا۔ بیلٹ پیپر پر دستخط CNIC پر دستخط سے مماثل ہوں گے۔

کمپنیز ایکٹ، 2017 کی دفعہ 134(3) کے تحت بیان ایجنڈا آئٹم نمبر (3) کے حوالے سے مادی حقائق کا بیان کمپنی کے سالانہ آڈٹ شدہ کھاتوں کی سرکولیشن کی منظوری

سیکیورٹیز اینڈ ایکسچینج کمیشن آف پاکستان (SECP) نے اپنے نوٹیفکیشن نمبر S.R.O. 389(I)/2023 مورخہ 21 مارچ 2023ء نے کمپنیوں کو CD/DVD/USB کے بجائے کوئیک رسپانس (QR) فعال کوڈ اور ویب لنک کے ذریعے اپنے اراکین/حصص یافتگان کو سالانہ آڈٹ شدہ مالیاتی گوشواروں کو گردش کرنے کی اجازت دی ہے۔ میٹنگ کا نوٹس اراکین کو ایکٹ کے تقاضوں کے مطابق، ان کے رجسٹرڈ پتے پر بھیجا جائے گا۔ جس میں QR کوڈ اور ویب لنک ایڈریس پر مشتمل سالانہ آڈٹ شدہ مالیاتی گوشواروں کو دیکھنے اور ڈاؤن لوڈ کرنے کے لیے رپورٹس اور دستاویزات کے ساتھ اس کے ساتھ منسلک ہونا ضروری ہے۔ ایکٹ کے تحت، کمپنیاں سالانہ آڈٹ شدہ مالیاتی گوشواروں کو ای میل کے ذریعے گردش کریں گی اگر ممبر کی طرف سے کمپنی کو ای میل ایڈریس فراہم کیا گیا ہو اور ای میل کے ذریعے کاپیاں وصول کرنے کے لیے ممبر کی رضامندی کی ضرورت نہ ہو۔

ایس ای سی پی کی جانب سے موضوع کے نوٹیفکیشن کی کاپی اجلاس کے اراکین کے سامنے معائنہ کے لیے رکھی جاتی ہے۔ نوٹیفکیشن کے مندرجات کی کمپنی کی طرف سے تعمیل کی جائے گی۔ کمپنی کے آنے والے سالوں کے سالانہ مالیاتی گوشوارے کمپنی کی ویب سائٹ www.at-tahur.com پر دستیاب ہوں گے۔



Form for Video Conference Facility

The Company Secretary/Share Registrar,

I, We _____, of _____, being the registered shareholder(s) of the company under Folio No(s). _____ / CDC Participant ID No. ___ and Sub Account No. ___ / CDC Investor Account ID No., and holder of _____ Ordinary Shares, hereby request for video conference facility at _____ for the Annual General Meeting of the Company to be held on _____.

Date: _____

Member's signature

Note:

This Standard Request Form may be sent at either of the following addresses of the Company Secretary or Independent Share Registrar of the Company:

Company Secretary

At-Tahur Limited
182 Abu Bakar Block, New Garden Town, Lahore

Chief Executive,

M/s Corplink (Private) Limited
Independent Share Registrar of At-Tahur Limited
Wings Arcade, I-K, Commercial, Model Town, Lahore
Email: corplink786@gmail.com, shares@corplink.com.pk

Standard Request Form for Hard Copies of Annual Audited Accounts

Name of member: _____

CNIC No/Passport No: _____

Folio/CDC Participant ID/Sub a/c/Investor a/c: _____

Registered Address: _____

I/We hereby request you to provide me/us a hard copy of the Annual Report of At-Tahur Limited for the year ended June 30, _____ at my above-mentioned registered address instead of CD/DVD/USB.

I undertake to intimate any change in the above information through revised Standard Request Form.

Date: _____

Member's signature

Note:

This Standard Request Form may be sent at either of the following addresses of the Company Secretary or Independent Share Registrar of the Company:

Company Secretary

At-Tahur Limited
182 Abu Bakar Block, New Garden Town, Lahore

Chief Executive,

M/s Corplink (Private) Limited
Independent Share Registrar of At-Tahur Limited
Wings Arcade, I-K, Commercial, Model Town, Lahore
Email: corplink786@gmail.com, shares@corplink.com.pk



Consent Form for Electronic Transmission of Annual Report and Notice of AGM

M/s Corplink (Private) Limited
Independent Share Registrar of At-Tahur Limited
Wings Arcade, I-K, Commercial, Model Town, Lahore
Email: corplink786@gmail.com, shares@corplink.com.pk

Subject: **CONSENT FORM FOR ELECTRONIC TRANSMISSION OF ANNUAL REPORT AND NOTICE OF AGM**

Dear Sirs,

I/we, being the shareholder(s) of At-Tahur Limited ("Company"), do hereby consent and authorize the Company for electronic transmission of the Annual Audited Financial Statements of the Company along with Notice of Annual General Meeting via the Email provided herein below and further undertake to promptly notify the Company of any change in my Email address.

I understand that the transmission of Annual Audited Financial Statements of the Company along with Notice of Annual General Meeting via the Email shall meet the requirements as mentioned under the provisions of Companies Act, 2017.

1. Name of Shareholder(s): _____
2. Fathers / Husband Name: _____
3. CNIC: _____
4. NTN: _____
5. Participant ID / Folio No: _____
6. E-mail address: _____
7. Telephone: _____
8. Mailing address: _____

Signature: _____
(In case of corporate shareholders,
the authorized signatory must sign)

Date: _____

www.jamapunji.pk



**Be aware, Be alert,
Be safe**

**Learn about investing at
www.jamapunji.pk**

Key features:

- 📄 Licensed Entities Verification
- 🕒 Scam meter*
- 🎮 Jamapunji games*
- 📊 Tax credit calculator*
- 🏢 Company Verification
- 📋 Insurance & Investment Checklist
- ?? FAQs Answered

- 📈 Stock trading simulator (based on live feed from KSE)
- 📖 Knowledge center
- 📊 Risk profiler*
- 📊 Financial calculator
- 📱 Subscription to Alerts (event notifications, corporate and regulatory actions)
- 📱 Jamapunji application for mobile device
- 📖 Online Quizzes



Jama Punji is an Investor Education Initiative of Securities and Exchange Commission of Pakistan

jamapunji.pk

@jamapunji_pk

*Mobile apps are also available for download for android and ios devices



Ballot Paper for Voting Through Post For Poll at Annual General Meeting

Designated email address of the Chairman at which the duly filled in ballot paper may be sent:

chairman@at-tahur.com

Name of shareholder/joint shareholders	
Registered Address	
Folio No. / CDC Participant / Investor ID with sub-account No	
Number of shares held	
CNIC, NICOP/Passport No. (in case of foreigner) (Copy to be attached)	
Additional Information and enclosures (In case of representative of body corporate, corporation and Federal Government.)	
Name of Authorized Signatory:	
CNIC, NICOP/Passport No. (In case of foreigner) of Authorized Signatory - (Copy to be attached)	

I/we hereby exercise my/our vote in respect of the following resolutions through postal ballot by conveying my/our assent or dissent to the following resolution by placing tick (v) mark in the appropriate box below (delete as appropriate);

Special Resolutions

1) Resolved that

the approval be and is hereby given to allow the Company to circulate the Annual Audited Financial Statements Auditors' Report, Directors' Report, Chairman's Message and other reports contained thereto to its members/shareholders through Quick Response (QR) enabled code and weblink instead of through CD/DVD/USB, subject to the requirements of Notification No. S.R.O. 389(I)/2023 of the Securities and Exchange Commission of Pakistan dated 21 March 2023.

Sr. No.	Nature and Description of resolutions	No. of ordinary shares for which votes cast	I/We assent to the Resolutions (FOR)	I / We dissent to the Resolutions (AGAINST)
1	Special Resolution as per Agenda # 3 (as given above)			

Signature of shareholder(s)

Place: _____

Date: _____

NOTES:

- a) the Chairman address 182-Abu Bakar Block, New Garden Town, Lahore or email at chairman@at-tahur.com;
- b) Copy of CNIC, NICOP/Passport No. (In case of foreigner) should be enclosed with the postal ballot form;
- c) Postal ballot forms should reach, at Share's Registrar Office, one day before the Annual General Meeting, i.e. on October 26, 2023 before 5:00 p.m. Any postal ballot received after this date, will not be considered for voting;
- d) Signature on postal ballot should match with signature on CNIC, NICOP/Passport (In case of foreigner);
- e) Incomplete, unsigned, incorrect, defaced, torn, mutilated, over written ballot paper will be rejected.



Form of Proxy

Annual General Meeting

I/We _____
of _____ in the district of _____ being a member of AT-TAHUR
LIMITED hereby appoint _____
_____ of _____ another member of the Company or failing him/her
appoint _____
of _____ another member of the Company as my / our proxy to vote for
me/us and on my/our behalf, at the Annual General Meeting of the Company to be held on Friday, October 27, 2023 at
11:00 a.m. and at any adjournment thereof.

As witness my/our hand seal this _____ day of _____, 2023

Folio No.	CDC Account Holder		No. of Ordinary held
	Participant I D	Account/Sub Account	

Affix
Revenue of
Stamps of Rs. 5/-

Signature of Member

Witness 1

Signature _____

Name _____

CNIC No. _____

Passport No. _____

Address _____

Witness 2

Signature _____

Name _____

CNIC No. _____

Passport No. _____

Address _____

Important Notes:

1. Proxies, in order to be effective, must be received at the Company's Registered Office situated at 182 Abu Bakar Block, New Garden Town, Lahore not later than 48 hours before the time for holding the meeting and must be duly stamped, signed and witnessed.
2. If a member appoints more than one proxy and more than one instruments of proxies are deposited by a member with the Company, all such instruments of proxy shall be rendered invalid.
3. No person can act as proxy unless he / she is member of the Company, except that a corporation may appoint a person who is not a member. For CDC Account Holders / Corporate entities In addition to the above, the following requirements have to be met.
 - a) The proxy form shall be witnessed by two persons whose name, address and Computerized National Identity Card (CNIC) number shall be mentioned on the form.
 - b) Attested copies of CNIC or the passport of the beneficial owners and the proxy shall be provided with the proxy form.
 - c) The proxy shall produce original CNIC or passport at the time of attending the meeting.
 - d) In case of the Corporate entity, the Board of Directors' Resolution / Power of Attorney with specimen signature shall be submitted (unless it has been provided earlier) along with proxy form to the Company.

پراکسی (مختار نامہ) فارم

سالانہ جنرل اجلاس

میں / ہم _____ ساکن _____ ضلع _____ کا / کے رہائشی ہوں / ہیں اظہور لمیٹیڈ کا ممبر ہونے کے ناطے _____ میں / ہم _____ ساکن _____ کے رہائشی کو جو کہ کمپنی کا ایک اور ممبر ہے اپنا / اپنے متبادل مقرر کرتا ہوں / کرتے ہیں یا _____ ساکن _____ کے رہائشی کو جو کہ کمپنی کا ایک اور ممبر ہے اپنا / اپنے متبادل مقرر کرتا ہوں / کرتے ہیں۔ جو میرے / ہمارے لئے اور میری / ہماری طرف سے 27 اکتوبر 2023 بروز جمعہ دن صبح 11:00 بجے ہوئیوالے کمپنی کے سالانہ جنرل اجلاس میں میری / ہمارے طرف سے بحیثیت پراکسی ووٹ دینے کا مجاز ہوگا۔

آج مورخہ _____ 2023

فولیو نمبر	سی ڈی سی اکاؤنٹ / ذیلی اکاؤنٹ نمبر	عام حصص کی تعداد

پانچ روپے کی ٹکٹ
پر دستخط کریں
دستخط کمپنی کے ساتھ رجسٹرڈ نمونہ کیساتھ اتفاق کرنا چاہئے

گواہ شدگان 2

گواہ شدگان 1

دستخط _____ دستخط _____
نام _____ نام _____
شناختی کارڈ نمبر _____ شناختی کارڈ نمبر _____
پاسپورٹ نمبر _____ پاسپورٹ نمبر _____
پتہ _____ پتہ _____

نوٹ:

- 1۔ اجلاس شروع ہونے سے 48 گھنٹے پہلے 182 ایوبکر بلاک گارڈن ٹاؤن لاہور میں واقع کمپنی کے رجسٹرڈ آفس میں پہنچنے والا دستخط شدہ اور ممبر لگا ہوا پراکسی فارم (مختار نامہ) موثر تصور کیا جائے گا۔
- 2۔ اگر ایک ممبر نے کمپنی میں ایک سے زیادہ پراکسی (متبادل رکن) مقرر کئے یا فارم جمع کروائے تو اس کے وہ تمام فارم غلط قرار دیئے جائیں گے۔
- 3۔ کوئی بھی فرد اس وقت تک متبادل رکن کے طور پر کام نہیں کر سکتا جب تک وہ کمپنی کا ممبر نہ ہو، سوائے کارپوریشن کے جو کسی بھی شخص کو متبادل رکن مقرر کر سکتی ہے۔

سی ڈی سی اکاؤنٹ ہولڈرز اور کارپوریٹ اداروں کیلئے

مذکورہ بالا کے علاوہ مندرجہ ذیل ضروریات کو بھی مد نظر رکھا جائے

- 1۔ پراکسی فارم دو افراد سے دستخط شدہ ہوا اور ان کے نام، پتہ اور شناختی کارڈ نمبر واضح لکھے ہوئے ہوں۔
- 2۔ اصل مالکان اور متبادل اراکین کے شناختی کارڈ یا پاسپورٹ کی نقول پراکسی فارم کیساتھ منسلک کی جائیں۔
- 3۔ متبادل رکن کو اجلاس کے وقت اصل شناختی کارڈ یا پاسپورٹ دکھانا ہوگا۔
- 4۔ کارپوریٹ ادارے کی صورت میں بورڈ آف ڈائریکٹرز کی دستخط شدہ قرارداد / پاور آف اٹارنی (مختار نامہ) پراکسی فارم کیساتھ کمپنی کو جمع کرانا ہوگا۔



Fresh.Pure.Nourishing

Phone: +92 42 3584-5901-08

Fax: +92 42 3588-455-25

E-mail: info@at-tahur.com

Address

182-Abubakar Block,
New Garden Town, Lahore.

www.at-tahur.com

www.prema.pk

/PremaMilk

@PremaMilk

