

# TOWARDS A CIRCULAR ECONOMY

**Head Office:** 325 G-III, M. A Johar Town, Lahore. Pakistan | +92 42 35290734-8  
info@roshanpackages.com.pk | www.roshanpackages.com.pk

📍 roshanpackagesltd 📱 RoshanPackages.LTD 🌐 Roshan Packages Limited



**QUARTERLY REPORT 2024**







# QUARTERLY REPORT

FOR THE QUARTER ENDED 30 SEPTEMBER 2023



# TABLE OF CONTENTS

Company Information	04
Year at a Glance	06

## **Unconsolidated Condensed Interim Financial Statements 08**

Unconsolidated Directors' Report	10
Directors' Report (Urdu)	13
Condensed Interim Unconsolidated Statement Of Financial Position	14
Unconsolidated Condensed Interim Statement Of Profit Or Loss	15
Unconsolidated Condensed Interim Statement Of Comprehensive Income	16
Unconsolidated Condensed Interim Statement of Changes in Equity	17
Unconsolidated Condensed Interim Statement of Cash Flows	18
Notes to the Condensed Interim Unconsolidated Financial Statements	20

## **Consolidated Condensed Interim Financial Statements 30**

Consolidated Directors' Report	32
Condensed Interim Consolidated Statement Of Financial Position	34
Condensed Interim Consolidated Statement Of Profit Or Loss	35
Condensed Interim Consolidated Statement Of Comprehensive Income	36
Condensed Interim Consolidated Statement of Changes in Equity	37
Condensed Interim Consolidated Statement of Cash Flows	38
Notes to the Condensed Interim Consolidated Financial Statements	40



# ROSHAN PACKAGES LIMITED COMPANY INFORMATION

**Status:** Public Listed Entity

**CUIN:** 0044226

**NTN:** 1436951-6

**STRN:** 03-01-4819-303-73

## **Board of Directors**

Mr. Quasim Aijaz

### **Chairman**

Mr. Tayyab Aijaz

### **Chief Executive Officer**

Mr. Saadat Eijaz

### **Executive Director**

Mr. Khalid Eijaz Qureshi

### **Non-Executive Director**

Mr. Zaki Aijaz

### **Non-Executive Director**

Ms. Ayesha Musaddaque Hamid

### **Independent/Non-Executive Director**

Mr. Muhammad Naveed Tariq

### **Independent/Non-Executive Director**

## **Company Secretary**

Ms. Rabia Sharif

## **Chief Financial Officer (CFO)**

Mr. Muhammad Adil

## **Tax Consultant**

Zulfiqar Ahmad & Co

## **Website**

[www.roshanpackages.com.pk](http://www.roshanpackages.com.pk)

## **Banks**

Askari Bank Limited

Allied Bank Limited

Bank Alfalah Limited

The Bank of Punjab

Bank Islami Pakistan

Dubai Islamic Bank Limited

Habib Metropolitan Bank

JS Bank Limited

Meezan Bank Limited

Soneri Bank Limited

National Bank of Pakistan

## **Registered Office**

325 G-III, M.A Johar Town, Lahore.

**Phone:** +92-042-35290734-38

**Fax:** +92-042-35290731

## **Factory**

**Corrugation:** 7-KM Sunder Raiwind Road, Opp Gate No 1, Sunder Industrial Estate.

**Flexible:** Plot No 141,142 and 142-B Sunder Industrial Estate Lahore.

## **Share Registrar**

CDC Share Registrar Services Limited

CDC House, 99-B, Block B, S.M.C.H.S. Main

Shahra-e-Faisal, Karachi-74400

## **Statutory Auditor**

KPMG Taseer Hadi & Co.

Chartered Accountants

## **Head of Internal Audit**

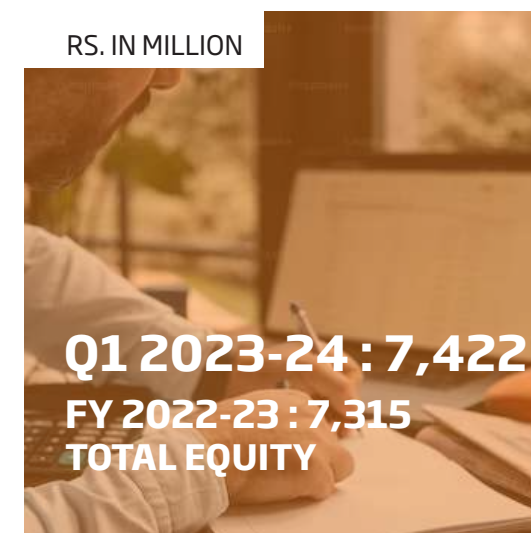
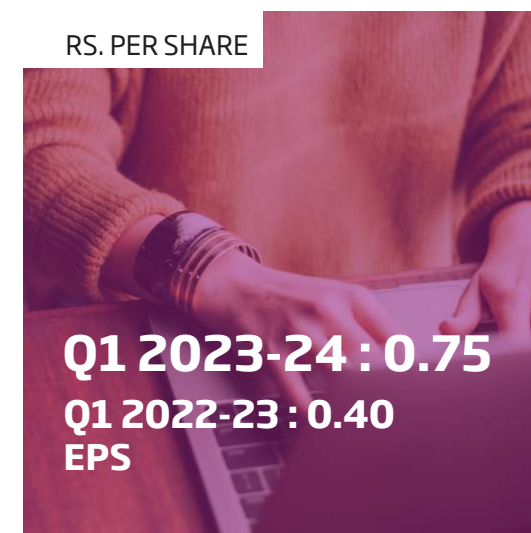
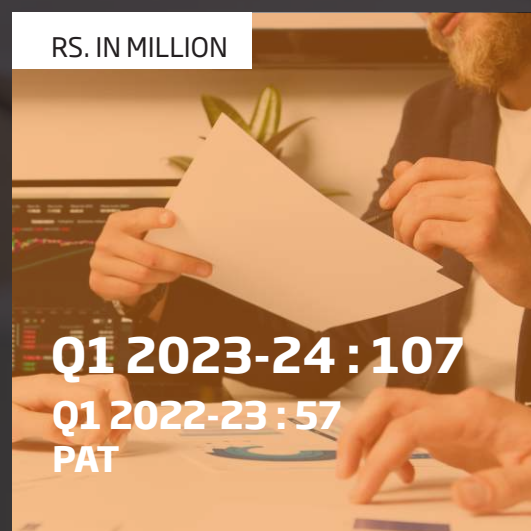
Mr. Zeeshan Zafar

## **Stock Symbol**

RPL



# AT A GLANCE



# UNCONSOLIDATED FINANCIAL STATEMENTS

# 01

## SECTION



# DIRECTORS' REPORT

The Directors of the Company (RPL) are pleased to present their Directors' Report along with the unaudited Financial Statements of the Company for the period ended September 30, 2023.

## FINANCIAL OVERVIEW

The operating results of the Company are summarized as under:

	Quarter Ended		Variance
	30 Sep 2023	30 Sep 2022	
	Rupees in '000'		
Sales	3,111,236	2,691,126	16%
Cost of Sales	(2,755,901)	(2,365,658)	16%
<b>Gross Profit</b>	<b>355,335</b>	<b>325,468</b>	9%
Admin, Selling and Other Expenses	(166,560)	(166,688)	0%
<b>Operating profit</b>	<b>188,775</b>	<b>158,780</b>	19%
Other Income	59,293	29,394	102%
Other Expenses	-	(29,750)	-100%
Financial Charges	(87,987)	(74,513)	18%
<b>Net Profit before tax</b>	<b>160,081</b>	<b>83,911</b>	91%
Taxation	(53,313)	(27,339)	95%
<b>Net profit after tax</b>	<b>106,768</b>	<b>56,572</b>	89%
<b>Earnings per share - Rupee</b>	<b>0.75</b>	0.40	88%

## OPERATING PERFORMANCE

In the quarter ending on September 30, 2023, the Company achieved a substantial revenue growth of 16%, elevating net revenue from Rs 2,691 million to Rs 3,111 million compared to the previous year. The Company achieved a gross profit of Rs 355 million, marking an increase of Rs 30 million compared to the previous period.

The Company has reported a finance cost of Rs. 88 million as compared to Rs. 74 million during the corresponding period last year. This increase can be attributed to the significant rise in the policy rate set by the State Bank of Pakistan. However, efficient management of working capital reduced the impact of increased borrowing rate. The profit before tax reported at Rs. 160 million, compared to Rs. 84 million during the corresponding period last year.

Consequently, the Company achieved a profit after tax of Rs. 107 million, compared to Rs. 57 million during the corresponding period last year.

# DIRECTORS' REPORT

## EARNINGS PER SHARE

The earnings per share, for the current and previous quarter, are as follows:

EPS-Q1 2023-24: 0.75/share

EPS-Q1 2022-23: 0.40/share

## FORWARD-LOOKING STATEMENT

Roshan Packages Limited (RPL) is poised to seize upcoming opportunities in light of recent administrative measures taken by the Government of Pakistan. These measures include enhanced controls to combat smuggling and foster a level playing field, in line with our commitment to ethical and transparent operations.

RPL is strategically positioned to benefit from evolving trade dynamics with Afghanistan, offering innovative packaging solutions to cater to emerging markets. As the Fast-Moving Consumer Goods (FMCG) sectors continue to grow in Pakistan, so does the demand for quality packaging solutions. RPL stands ready to meet this demand, having proactively enhanced production capabilities and supply chain strength.

We are committed to delivering sustainable, customer-centric packaging solutions that empower businesses and contribute to Pakistan's economic growth.

## ACKNOWLEDGMENT

Thank you for your continued support. Together, we will embark on this journey of growth, resilience, and success.

## ڈائریکٹرز رپورٹ

کمپنی کے ڈائریکٹرز 30 ستمبر 2023 کو ختم ہونے والی مدت کے لیے کمپنی کے غیر آڈٹ شدہ مالیاتی گوشواروں کے ساتھ اپنے ڈائریکٹرز کی رپورٹ پیش کرتے ہوئے خوشی محسوس کرتے ہیں۔

### مالیاتی جائزہ:

کمپنی کے نتائج کا خلاصہ ذیل میں دیا گیا ہے:

	Quarter Ended		Variance
	30 Sep 2023	30 Sep 2022	
	Rupees in '000'		%
Sales	3,111,236	2,691,126	16%
Cost of Sales	(2,755,901)	(2,365,658)	16%
<b>Gross Profit</b>	<b>355,335</b>	<b>325,468</b>	9%
Admin, Selling and Other Expenses	(166,560)	(166,688)	0%
<b>Operating profit</b>	<b>188,775</b>	<b>158,780</b>	19%
Other Income	59,293	29,394	102%
Other Expenses	-	(29,750)	-100%
Financial Charges	(87,987)	(74,513)	18%
<b>Net Profit before tax</b>	<b>160,081</b>	<b>83,911</b>	91%
Taxation	(53,313)	(27,339)	95%
<b>Net profit after tax</b>	<b>106,768</b>	<b>56,572</b>	89%
<b>Earnings per share - Rupee</b>	<b>0.75</b>	0.40	88%

### آپریٹنگ کارکردگی

30 ستمبر 2023 کو ختم ہونے والی سہ ماہی میں، کمپنی نے گزشتہ سال کے مقابلے میں 2,691 ملین روپے سے بڑھ کر 3,111 ملین روپے تک خالص آمدنی میں 16% کا خاطر خواہ اضافہ حاصل کیا۔ کمپنی نے 355 ملین روپے کا مجموعی منافع حاصل کیا، جو کہ گزشتہ مدت کے مقابلے میں 30 ملین روپے اضافی ہے۔

کمپنی نے 88 ملین روپے کی مالیاتی لاگت ریکارڈ کی۔ جو کہ گزشتہ سال کی اسی مدت کے دوران 74 ملین روپے رہی۔ اس اضافے کی وجہ اسٹیٹ بینک آف پاکستان کی جانب سے مقرر کردہ پالیسی ریٹ میں نمایاں اضافہ قرار دیا جاسکتا ہے۔ تاہم، ورکنگ کپیٹل کے موثر انتظام نے مالیاتی لاگت کے اثرات کو کم کیا۔ ٹیکس سے پہلے کا منافع 160 ملین روپے رپورٹ کیا گیا۔ جو کہ گزشتہ سال کی اسی مدت کے دوران 84 ملین روپے تھا۔

نتیجتاً، کمپنی نے 107 ملین روپے کا بعد از ٹیکس منافع حاصل کیا۔ جو کہ پچھلے سال کی اسی مدت کے دوران 57 ملین روپے تھا۔

## ڈائریکٹرز رپورٹ

### فی شیئر آمدنی

موجودہ اور پچھلی سہ ماہی کے لیے فی حصص آمدنی حسب ذیل ہے:

آمدن پہلی سہ ماہی 2023-24: 0.75 روپے فی حصص

آمدن پہلی سہ ماہی 2022-23: 0.40 روپے فی حصص

### مستقبل کا بیانیہ:

روشن پیکجز لمیٹڈ (RPL) حکومت پاکستان کے حالیہ انتظامی اقدامات کی روشنی میں آنے والے مواقع سے فائدہ اٹھانے کے لیے تیار ہے۔ ان اقدامات میں اخلاقی اور شفاف کارروائیوں کے لیے ہماری وابستگی کے مطابق، اسمگلنگ سے نمٹنے کے لیے بہتر کنٹرولز اور ایک سطحی کھیل کے میدان کو فروغ دینا شامل ہے۔

RPL حکمت عملی کے لحاظ سے افغانستان کے ساتھ تجارتی حرکیات کو فروغ دینے کے لیے پوزیشن میں ہے، جو ابھرتی ہوئی مارکیٹوں کو پورا کرنے کے لیے پیکیجنگ کے جدید حل پیش کرتا ہے۔ جیسا کہ پاکستان میں فاسٹ موونگ کنزیومر گڈز (ایف ایم سی جی) کے شعبے بڑھ رہے ہیں، اسی طرح معیاری پیکیجنگ سلوشنز کی مانگ بھی بڑھ رہی ہے۔ RPL اس مانگ کو پورا کرنے کے لیے تیار ہے، اس کے لیے پیداواری صلاحیتوں اور سپلائی چین کی مضبوطی کو فعال طور پر بڑھایا گیا ہے۔

ہم پائیدار، کسٹمر سینٹرک پیکیجنگ سلوشنز فراہم کرنے کے لیے پرعزم ہیں جو کاروبار کو بااختیار بناتے ہیں اور پاکستان کی اقتصادی ترقی میں اپنا حصہ ڈالتے ہیں۔

### اظہار تشکر

آپ کے مسلسل تعاون کے لیے آپ کا شکریہ۔ ہم ترقی، چمک اور کامیابی کے اس سفر کا آغاز کریں گے۔



ASSETS	Note	Sep-23 Rupees	Jun-23 Rupees
<b>Non-current assets</b>			
Property, plant and equipment	5	5,215,786,839	5,250,571,715
Investment property		211,877,488	212,371,456
Right of use assets		63,456,260	69,479,021
Intangible asset		-	-
Long term investment		160,618,966	160,618,966
Long-term loans - related parties	6	591,469,070	560,969,069
Long term deposits		22,098,000	21,353,650
		<b>6,265,306,623</b>	<b>6,275,363,877</b>
<b>Current assets</b>			
Stores, spares and other consumables	7	409,181,360	359,809,467
Stock-in-trade	8	1,261,138,829	1,470,327,746
Contract assets		184,900,826	229,846,949
Trade receivables	9	2,720,634,117	2,388,101,345
Current portion of long term loans - related parties	6	-	-
Advances, deposits, prepayments and other receivables		417,780,710	318,081,252
Tax refunds due from Government	10	203,721,604	229,531,741
Cash and bank balances	11	389,779,951	395,286,878
		<b>5,587,137,397</b>	<b>5,390,985,378</b>
<b>TOTAL ASSETS</b>		<b>11,852,444,020</b>	<b>11,666,349,255</b>
<b>EQUITY AND LIABILITIES</b>			
<b>Share capital and reserves</b>			
<b>Authorized share capital</b>			
200,000,000 (June 2022: 200,000,000) ordinary shares of Rs. 10 each		2,000,000,000	2,000,000,000
<b>Issued, subscribed and paid up share capital</b>	12	1,419,000,000	1,419,000,000
<b>Capital reserves</b>			
Share premium		1,994,789,057	1,994,789,057
Surplus on revaluation of property, plant and equipment		2,438,837,744	2,452,078,970
		<b>4,433,626,801</b>	<b>4,446,868,027</b>
<b>Revenue reserve</b>			
Un-appropriated profit		1,569,180,504	1,449,171,107
<b>TOTAL EQUITY</b>		<b>7,421,807,305</b>	<b>7,315,039,134</b>
<b>Non-current liabilities</b>			
Long term finances - secured		95,414,202	104,088,219
Lease liabilities		11,776,480	24,082,903
Deferred taxation	13	682,181,378	695,149,994
Deferred liabilities		162,944,798	165,824,008
		<b>952,316,858</b>	<b>989,145,124</b>
<b>Current liabilities</b>			
Current portion of long term liabilities		87,384,908	83,452,639
Short term borrowings - secured	14	1,153,348,074	1,330,525,251
Trade and other payables	15	2,090,011,566	1,820,423,660
Contract liabilities		72,710,264	55,981,956
Accrued finance cost		73,086,065	69,997,867
Unclaimed dividend		1,778,980	1,783,624
		<b>3,478,319,857</b>	<b>3,362,164,997</b>
<b>TOTAL LIABILITIES</b>		<b>4,430,636,715</b>	<b>4,351,310,121</b>
<b>TOTAL EQUITY AND LIABILITIES</b>		<b>11,852,444,020</b>	<b>11,666,349,255</b>
<b>CONTINGENCIES AND COMMITMENTS</b>	16		

The annexed notes, 1 to 26, form an integral part of these condensed interim unconsolidated financial statements.



Chief Executive



Director



Chief Financial Officer

	Note	Sep-23 Rupees	Sep-22 Rupees
Revenue from contracts with customers		3,668,325,952	3,155,647,289
Less: Sales tax		(557,089,905)	(464,521,507)
<b>Net revenue</b>	17	<b>3,111,236,047</b>	<b>2,691,125,782</b>
Cost of revenue	18	(2,755,901,478)	(2,365,657,964)
<b>Gross profit</b>		<b>355,334,569</b>	<b>325,467,818</b>
Administrative expenses		(59,701,677)	(63,538,475)
Selling and distribution expenses		(95,237,785)	(96,696,145)
Other operating expenses		(11,620,067)	(6,453,790)
		<b>(166,559,529)</b>	<b>(166,688,410)</b>
<b>Operating profit</b>		<b>188,775,040</b>	<b>158,779,408</b>
Other income		59,293,047	29,393,926
Other expenses		-	(29,749,803)
Finance cost		(87,986,733)	(74,512,796)
<b>Profit before taxation</b>		<b>160,081,354</b>	<b>83,910,735</b>
Taxation	19	(53,313,183)	(27,339,446)
<b>Profit for the period</b>		<b>106,768,171</b>	<b>56,571,289</b>
<b>Earnings per share - Basic and diluted</b>	20	<b>0.75</b>	<b>0.40</b>

The annexed notes, 1 to 26, form an integral part of these condensed interim unconsolidated financial statements.



Chief Executive



Director



Chief Financial Officer



**CONDENSED INTERIM UNCONSOLIDATED STATEMENT OF COMPREHENSIVE INCOME**  
FOR THE QUARTER ENDED 30 SEPTEMBER 2023

Note	Sep-23 Rupees	Sep-22 Rupees
Profit for the period	106,768,171	56,571,289
Other comprehensive income / (loss) - net of tax:		
Items that may be reclassified subsequently to profit or loss:	-	-
Items that will not be subsequently reclassified in profit or loss:	-	-
<b>Total comprehensive income for the period</b>	<b>106,768,171</b>	<b>56,571,289</b>

The annexed notes, 1 to 26, form an integral part of these condensed interim unconsolidated financial statements.



Chief Executive



Director



Chief Financial Officer

ROSHAN PACKAGES LIMITED  
**CONDENSED INTERIM UNCONSOLIDATED STATEMENT OF CHANGES IN EQUITY**  
FOR THE QUARTER ENDED 30 SEPTEMBER 2023

	Capital reserves		Revenue reserve		Total
	Issued, subscribed and paid-up share capital	Share premium	Surplus on revaluation of property, plant and equipment	Unappropriated profit	
	Rupees	Rupees	Rupees	Rupees	Rupees
<b>Balance as on 01 July 2022</b>	1,419,000,000	1,994,789,057	2,626,922,292	1,204,708,319	7,245,419,668
Profit for the period	-	-	-	56,571,289	56,571,289
Surplus transferred to un-appropriated profit on account of incremental depreciation charged during the period - net of tax	-	-	(14,255,232)	14,255,232	-
<b>Balance as on 30 September 2022</b>	1,419,000,000	1,994,789,057	2,612,667,060	1,275,534,840	7,301,990,957
<b>Balance as on 01 July 2023</b>	1,419,000,000	1,994,789,057	2,452,078,970	1,449,171,107	7,315,039,134
Profit for the period	-	-	-	106,768,171	106,768,171
Surplus transferred to un-appropriated profit on account of incremental depreciation charged during the period - net of tax	-	-	(13,241,226)	13,241,226	-
<b>Balance as on 30 September 2023</b>	1,419,000,000	1,994,789,057	2,438,837,744	1,569,180,504	7,421,807,305

The annexed notes, 1 to 26, form an integral part of these condensed interim unconsolidated financial statements.



Chief Executive



Director



Chief Financial Officer



ROSHAN PACKAGES LIMITED  
**CONDENSED INTERIM UNCONSOLIDATED STATEMENT OF CASH FLOWS**  
 FOR THE QUARTER ENDED 30 SEPTEMBER 2023

	Sep-23 Rupees	Sep-22 Rupees
<b>OPERATING ACTIVITIES</b>		
<b>Profit before taxation</b>	<b>160,081,354</b>	83,910,735
<b>Adjustments to reconcile profit before tax to net cash flows:</b>		
Depreciation on operating fixed assets	45,076,196	45,931,552
Depreciation on right of use assets	5,853,065	7,770,822
Depreciation of Investment property	493,968	-
Interest income on loans	(33,910,280)	(22,943,866)
Finance cost	87,986,733	74,512,796
Provision for gratuity	6,377,484	8,100,000
Profit on bank deposits	(17,562,257)	(5,850,536)
Worker's Profit Participation Fund	8,293,525	4,518,226
Worker's Welfare Fund	3,326,542	1,935,564
Exchange gain unrealized	-	473,929
(Gain) / Loss on disposal of operating fixed assets	(4,170,708)	-
Grant income	-	(596,424)
Provision for accumulating compensated absences	-	726,627
	<b>261,845,622</b>	198,489,425
<b>Working capital adjustments:</b>		
<b>(Increase) / decrease in current assets:</b>		
Stores, spares and other consumables	(49,371,893)	(55,515,376)
Stock-in-trade	209,188,917	(251,082,250)
Trade receivables	(332,532,772)	(169,045,777)
Contract assets	44,946,123	10,433,510
Advances, deposits, prepayments and other receivables	(86,879,633)	178,893,326
Sales tax receivable - net	-	2,497,213
	<b>(214,649,258)</b>	(283,819,354)
<b>(Decrease) / increase in current liabilities:</b>		
Contract liabilities	16,728,308	(46,039,408)
Trade and other payables	252,545,754	57,951,679
	<b>269,274,062</b>	11,912,271
	<b>54,624,804</b>	(271,907,083)
<b>Net cash used in operations</b>	<b>316,470,426</b>	(73,417,658)
Finance cost paid	(82,704,022)	(65,998,456)
Taxes adjusted / (paid)	(35,049,577)	10,175,206
Gratuity paid	(9,327,087)	(7,868,897)
Net increase in long term deposits	(744,350)	(5,118,398)
	<b>(127,825,036)</b>	(68,810,545)
<b>Net cash used in operating activities</b>	<b>188,645,390</b>	(142,228,203)

ROSHAN PACKAGES LIMITED  
**CONDENSED INTERIM UNCONSOLIDATED STATEMENT OF CASH FLOWS**  
 FOR THE QUARTER ENDED 30 SEPTEMBER 2023

	Sep-23 Rupees	Sep-22 Rupees
<b>INVESTING ACTIVITIES</b>		
Purchase of property, plant and equipment	(11,000,524)	(7,665,051)
Long term loan given	(30,500,000)	(18,000,000)
Interest on long term loan received	25,317,340	10,841,441
Proceeds on sales of fixed assets	5,120,000	-
Profit on bank deposits received	13,335,372	4,361,470
<b>Net cash used in investing activities</b>	<b>2,272,188</b>	(10,462,140)
<b>FINANCING ACTIVITIES</b>		
Repayment of long term loans	(8,674,017)	(17,886,617)
Dividend paid	(4,644)	(43,015)
(Repayment of) / proceeds from short term borrowings - net	(67,981,943)	(36,078,537)
Repayment of lease liabilities	(10,568,667)	(8,538,075)
<b>Net cash used in financing activities</b>	<b>(87,229,271)</b>	(62,546,244)
<b>Net decrease in cash and cash equivalents</b>	<b>103,688,307</b>	(215,236,588)
<b>Cash and cash equivalents at the beginning of the period</b>	<b>220,810,712</b>	264,470,407
<b>Cash and cash equivalents at the end of the period</b>	<b>21 324,499,019</b>	49,233,819

The annexed notes, 1 to 26, form an integral part of these condensed interim unconsolidated financial statements.



Chief Executive



Director



Chief Financial Officer



ROSHAN PACKAGES LIMITED  
**NOTES TO THE CONDENSED INTERIM UNCONSOLIDATED FINANCIAL STATEMENTS**  
FOR THE QUARTER ENDED 30 SEPTEMBER 2023

**1 THE COMPANY AND ITS OPERATIONS**

**1.1 Corporate and general information**

Roshan Packages Limited (the Company) was incorporated in Pakistan as a private company limited by shares on 13 August 2002 under the Companies Ordinance, 1984 (repealed with the enactment of the Companies Act, 2017). The Company was converted into a public limited company on 23 September 2016 and got listed on Pakistan Stock Exchange Limited on 28 February 2017. It is principally engaged in the manufacture and sale of corrugation and flexible packaging materials.

**1.2** The geographical locations and addresses of the Company's business units, including production facilities are as under:

- Head office and registered office: 325 G-III, M.A. Johar Town, Lahore.
- Marketing office: 104, Parsa Tower, PECHS Block-6, Shakra-e-Faisal, Karachi.
- Corrugation packaging plant: 7 km, Sundar Raiwind Road, Lahore.
- Flexible packaging plant: Plot No. 141, 142 and 142-B, Sundar Industrial Estate, Raiwind, Lahore.

**1.3** These condensed interim unconsolidated financials statements are the separate financials statements of the Company in which investment in the subsidiary namely Roshan Sun Tao Paper Mills (Private) Limited (the Subsidiary) has been accounted for at cost less accumulated impairment losses, if any. The condensed interim consolidated financial statements of the Company are being issued separately.

**2 BASIS OF PREPARATION**

**2.1 Statement of compliance**

These condensed interim unconsolidated financial statements have been prepared in accordance with the accounting and reporting standards as applicable in Pakistan. The accounting and reporting standards applicable in Pakistan comprise of:

- International Accounting Standard (IAS) 34, 'Interim Financial Reporting', issued by International Accounting Standards Board (IASB) as notified under the Companies Act, 2017 ; and
- Provisions of and directives issued under the Companies Act, 2017.

Where provisions of and directives issued under the Act, differ with the requirements of IAS 34, the provisions of and directives issued under the Act, have been followed.

**2.2** These condensed interim unconsolidated financial statements are un-audited and are being submitted to shareholders, as required by Section 237 of the Act and the Listed Companies (Code of Corporate Governance) Regulations 2019. These condensed interim unconsolidated financial statements do not include all of the information required for annual financial statements and should be read in conjunction with the audited unconsolidated financial statements for the year ended 30 June 2023.

Selected explanatory notes are included to explain events and transactions that are significant to the understanding of the changes in the Company's financial position and performance since the last annual unconsolidated financial statements.

**2.3** These condensed interim unconsolidated financial statements have been prepared under the historical cost convention and are presented in Pak Rupee, which is also the functional currency of the Company.

**2.4** Provisions in respect of Workers' Welfare Fund, Workers' Profit Participation Fund and taxation are estimated based on management judgment and prevailing laws; these are subject to final adjustments in the annual audited financial statements.

**3 SIGNIFICANT ACCOUNTING POLICIES**

The accounting policies adopted in the preparation of these condensed interim unconsolidated financial statements are consistent with those of the previous financial year, except for the adoption of new or amended standards as set out in note 3.1. The Company has not early adopted any standard, amendments or interpretation that has been issued but is not yet effective.

ROSHAN PACKAGES LIMITED  
**NOTES TO THE CONDENSED INTERIM UNCONSOLIDATED FINANCIAL STATEMENTS**

**3.1 Standards, amendments to published standards and interpretations that are effective in the current period**

The Company has adopted the following accounting standards and the amendments and interpretation of IFRS which became effective:

Certain standards, amendments and interpretations to IFRS are effective for accounting periods beginning on July 1, 2023, but are considered not to be relevant or to have any significant effect on the Company's operations (although they may affect the accounting for future transactions and events) and are, therefore, not detailed in these condensed interim unconsolidated financial statements.

**3.2 Standards, amendments and interpretations to existing standards that are not yet effective and have not been early adopted by the Company**

There are certain standards, amendments to the accounting standards and interpretations that are mandatory for the Company's accounting periods beginning on or after July 01, 2023 but are considered not to be relevant or to have any significant effect on the Company's operations and are, therefore, not detailed in these condensed interim unconsolidated financial statements.

**4 CRITICAL ACCOUNTING ESTIMATES AND JUDGEMENTS**

The preparation of these condensed interim unconsolidated financial statements, in conformity with accounting and reporting standards as applicable in Pakistan requires the use of certain critical accounting estimates. It also requires management to exercise its judgement in the process of applying the Company's accounting policies. Estimates and judgements are continually evaluated and are based on historical experience and other factors, including expectation of future events that are believed to be reasonable under the circumstances. Actual results may differ from the estimates. During the preparation of these condensed interim unconsolidated financial statements, the significant judgements made by management in applying the Company's accounting policies and the key sources of estimation and assumptions are consistent with those that were applied to the audited unconsolidated financial statements of the Company for the year ended 30 June 2023.

5	PROPERTY, PLANT AND EQUIPMENT	Note	Sep-23	Jun-23
			Rupees	Rupees
	Operating fixed assets	5.1	5,212,743,380	5,250,136,016
	Capital work-in-progress	5.2	3,043,459	435,699
			<u>5,215,786,839</u>	<u>5,250,571,715</u>
<b>5.1</b>	<b>Movement during the period / year is as follows:</b>			
	Balance at the beginning of the period / year- net book value		5,250,136,016	5,365,747,906
	Additions during the period / year - cost	5.1.1	8,392,764	58,926,251
	Transfer from right of use asset during the period / year - net book value		-	1,581,415
	Revaluation adjustment		-	-
			<u>5,258,528,780</u>	<u>5,426,255,572</u>
	Less:			
	Disposals during the period / year - net book value		(709,204)	(1,031,018)
	Depreciation during the period / year		(45,076,196)	(175,088,538)
			<u>(45,785,400)</u>	<u>(176,119,556)</u>
	Net book value at the end of the period / year		<u>5,212,743,380</u>	<u>5,250,136,016</u>
<b>5.1.1</b>	<b>The detail of additions made during the period / year is as follows:</b>			
	Buildings on free hold land		-	4,743,964
	Plant and machinery		7,726,234	43,420,095
	Electric installations		-	2,310,000
	Furniture and fixtures		-	110,477
	Office equipment		666,530	8,112,715
	Vehicles		-	229,000
			<u>8,392,764</u>	<u>58,926,251</u>
<b>5.2</b>	<b>Capital work in progress</b>			
	Opening balance		435,699	435,699
	Additions during the period / year		2,607,760	-
	Transfers during the period / year		-	-
	Closing balance		<u>3,043,459</u>	<u>435,699</u>



6	LONG-TERM LOANS - RELATED PARTIES	Notes	Sep-23 Rupees	Jun-23 Rupees
	<b>At amortized cost:</b>			
	Loan to subsidiary - Roshan Sun Tao Paper Mills (Private) Limited	6.1 and 6.2	591,469,070	560,969,069
			<u>591,469,070</u>	<u>560,969,069</u>
6.1	<b>Movement during the period / year is as follows:</b>			
	Opening balance		586,286,409	461,421,301
	Loan disbursed during the period / year		30,500,000	110,950,532
	Markup accrued during the period / year		33,910,280	88,967,329
	Markup received during the period / year		(25,317,339)	(75,052,753)
			<u>625,379,350</u>	<u>586,286,409</u>
	Less: Accrued markup shown under Advances, Deposits, Prepayments and Other Receivables		(33,910,280)	(25,317,340)
	Closing balance		<u>591,469,070</u>	<u>560,969,069</u>
6.1.1	The maximum aggregate amount outstanding during the year with reference to month end balance amounted to Rs. 591.47 million (June 2023: Rs. 560.97 million).			
6.2	This represents unsecured loan disbursed to finance capital expenditure, for setting up of the Subsidiary's production facility. The loan carries interest at the rate of 1-Year KIBOR+2% (June 2023:1-Year KIBOR+2%) per annum or average borrowing cost of the Company, whichever is higher and shall be received on quarterly basis. The effective interest rate was 18.23% to 25.31% (June 2023: 10.04% to 18.23%) per annum.			
	As per terms and conditions of the loan agreement (revised), it is repayable on 30 June 2024 or within one year of the commercial operations of the Subsidiary, whichever is later. However, the Company is considering to convert this amount into equity, subject to approvals.			
	Furthermore, in relation to assessment of indicators of impairment for the Company's equity investment in the Subsidiary company, as of reporting date, the Company estimates that an allowance for expected credit loss is insignificant and has not been recognized in these condensed interim unconsolidated financial statements.			
7	<b>STORES, SPARES AND OTHER CONSUMABLES</b>	Note	Sep-23 Rupees	Jun-23 Rupees
	Stores		284,907,786	258,334,286
	Spares		102,101,829	77,510,170
	Packing material		22,171,745	23,965,011
			<u>409,181,360</u>	<u>359,809,467</u>
8	<b>STOCK-IN-TRADE</b>			
	Raw materials	8.1	1,176,530,863	1,376,322,864
	Finished goods		61,130,816	73,741,612
	Waste stock		23,477,150	20,263,270
			<u>1,261,138,829</u>	<u>1,470,327,746</u>
8.1	This includes stock-in-transit amounting to Rs. 42 million (June 2023: Rs. 26.25 million)			
9	<b>TRADE RECEIVABLES</b>	Note	Sep-23 Rupees	Jun-23 Rupees
	Trade receivables	9.1	2,950,825,507	2,619,427,870
	Less: Allowance for expected credit losses		(230,191,390)	(231,326,525)
			<u>2,720,634,117</u>	<u>2,388,101,345</u>

9.1	Balances with related parties:	Notes	Sep-23 Rupees	Jun-23 Rupees
	Outstanding balances due from related parties are as follows:			
	Roshan Enterprises		-	-
	Al-Firdusi Exporters		2,808,330	5,169,598
	Sehat Medical Devices Private Limited		15,819,286	15,819,286
			<u>18,627,616</u>	<u>20,988,884</u>
9.1.2	The maximum aggregate outstanding at any time during the period / year calculated with reference to month-end balance are as follows:			
			Sep-23 Rupees	Jun-23 Rupees
	Roshan Enterprises		-	3,188,237
	Al-Firdusi Exporters		5,169,598	12,647,118
	Sehat Medical Devices Private Limited		15,819,286	15,819,286
			<u>20,988,884</u>	<u>31,654,641</u>
9.1.3	The aging analysis of balances due from related parties are as follows:			
	Not yet due		-	9,069,528
	Past due for 0 to 180 days		18,627,616	11,919,357
	Past due for 180 to 365 days		-	-
	Past due for more than 365 days		-	-
			<u>18,627,616</u>	<u>20,988,885</u>
10	<b>TAX REFUNDS DUE FROM GOVERNMENT</b>			
	Sales tax receivable - net		-	-
	Income tax receivable - net		203,721,604	229,531,741
			<u>203,721,604</u>	<u>229,531,741</u>
10.1	There is no significant change in the status of taxation cases and assessment orders, issued by tax authorities, as set out in note 16 to the Company's unconsolidated financial statements for the year ended June 30, 2022			
11	<b>CASH AND BANK BALANCES</b>	Note	Sep-23 Rupees	Jun-23 Rupees
	<b>Short-term investment</b>			
	- Allied Bank Limited	11.1	237,203,000	204,880,165
	Cash in hand		1,063,211	847,656
	Balances with banks:			
	Savings accounts	11.2	85,068,510	98,610,528
	Current accounts		66,445,230	90,948,529
			<u>151,513,740</u>	<u>189,559,057</u>
			<u>389,779,951</u>	<u>395,286,878</u>
11.1	This represents investment in treasury bill. It carries markup at the effective rate of 22.89 % (2023:19.76%) per annum and has maturity of three months.			
11.2	The savings accounts earn interest at floating rates based on daily bank deposit rates ranging from 14.50% to 19.50% (June 2023: 5% to 19.50%) per annum.			



ROSHAN PACKAGES LIMITED  
NOTES TO THE CONDENSED INTERIM UNCONSOLIDATED FINANCIAL STATEMENTS

12 ISSUED, SUBSCRIBED AND PAID UP SHARE CAPITAL

	Sep-23	Jun-23	Sep-23	Jun-23
	-----No. of shares-----		-----Rupees-----	
Ordinary shares of Rs. 10 each fully paid in cash	57,336,000	57,336,000	573,360,000	573,360,000
Ordinary shares of Rs. 10 each issued as bonus shares	79,461,000	79,461,000	794,610,000	794,610,000
Ordinary shares of Rs. 10 each fully paid for consideration other than cash (Note 12.1)	5,103,000	5,103,000	51,030,000	51,030,000
	<b>141,900,000</b>	<b>141,900,000</b>	<b>1,419,000,000</b>	<b>1,419,000,000</b>

12.1 These shares were issued against the fair value of land acquired which measures 48 kanals and 12 marlas and is situated opposite to Sundar Industrial Estate, Bhai Kot, Raiwind, Lahore.

13 DEFERRED TAXATION

	Sep-23			
	Opening balance	(Credit) / charge to profit or loss	Charge to other comprehensive income	Closing balance
	------(Rupees)-----			
<b>Taxable temporary difference</b>				
Accelerated tax depreciation	483,307,181	(71,806,559)	-	411,500,622
Revaluation surplus	539,817,889	10,431,175	-	550,249,064
Investment Property	(125,055)	(123,492)	-	(248,547)
Right-of-use assets	27,096,818	(3,618,002)	-	23,478,816
<b>Deductible temporary difference</b>				
Allowance for ECL on trade receivables	(90,217,345)	5,046,531	-	(85,170,814)
Lease liabilities	(28,407,395)	4,555,227	-	(23,852,168)
Provisions	(17,866,289)	29,486,356	-	11,620,067
Minimum tax	(206,268,860)	13,060,148	-	(193,208,712)
Alternative corporate tax	(12,186,950)	-	-	(12,186,950)
	<b>695,149,994</b>	<b>(12,968,616)</b>	<b>-</b>	<b>682,181,378</b>
	Jun-23			
	Opening balance	Charge / (credit) to profit or loss	Charge to other comprehensive income	Closing balance
	------(Rupees)-----			
<b>Taxable temporary difference</b>				
Accelerated tax depreciation	357,444,723	125,862,458	-	483,307,181
Revaluation surplus	457,889,707	(36,236,904)	118,165,086	539,817,889
Investment property		(125,055)	-	(125,055)
Right-of-use assets	25,414,510	1,682,308	-	27,096,818
<b>Deductible temporary difference</b>				
Allowance for ECL on trade receivables	(67,269,026)	(22,948,319)	-	(90,217,345)
Lease liabilities	(25,916,537)	(2,490,858)	-	(28,407,395)
Provisions		(17,866,289)	-	(17,866,289)
Minimum tax	(191,457,239)	(14,811,621)	-	(206,268,860)
Alternative corporate tax	(12,186,950)	-	-	(12,186,950)
	<b>543,919,188</b>	<b>33,065,720</b>	<b>118,165,086</b>	<b>695,149,994</b>

ROSHAN PACKAGES LIMITED  
NOTES TO THE CONDENSED INTERIM UNCONSOLIDATED FINANCIAL STATEMENTS

14 SHORT TERM BORROWINGS - SECURED

	Sep-23	Jun-23
	Rupees	Rupees
Running finance	65,280,932	174,476,166
Term finances:		
- import finance / murabaha	187,527,731	62,831,432
- istisna / wakala	900,539,411	1,093,217,653
	<b>1,088,067,142</b>	<b>1,156,049,085</b>
	<b>1,153,348,074</b>	<b>1,330,525,251</b>

14.1 There is no material change in the terms and conditions of the short-term borrowings as disclosed in note 27 to the Company's unconsolidated financial statements for the year ended June 30, 2023.

15 TRADE AND OTHER PAYABLES

	Note	Sep-23	Jun-23
		Rupees	Rupees
Trade creditors		1,731,629,581	1,455,030,417
Accrued liabilities		136,482,868	135,752,870
Payable to Shandong Yongtai Paper Mills Limited	15.1	81,675,825	81,675,825
Withholding tax payable		16,712,201	11,290,116
Workers' Profit Participation Fund payable	15.2	89,545,641	81,252,116
Workers' Welfare Fund payable	15.3	11,762,359	8,435,817
Sales tax payables		20,610,563	46,986,499
Provident Fund Contribution		1,592,528	-
		<b>2,090,011,566</b>	<b>1,820,423,660</b>

15.1 The Company had entered into a settlement agreement on 05 March 2021 with the Shandong Yongtai Paper Mills Limited and its directors (the previous joint shareholders in the subsidiary company) to acquire their interest in the subsidiary company for Rs. 81.68 million in a full and final settlement. The Company is in the process of closing this transaction, subject to necessary regulatory approvals.

15.2 Workers' Profit Participation Fund Payable

	Sep-23	Jun-23
	Rupees	Rupees
Balance at the beginning of the period / year	81,252,116	50,761,234
Charge for the period / year	8,293,525	30,490,882
Balance as at period / year end	<b>89,545,641</b>	<b>81,252,116</b>

15.3 Workers' Welfare Fund payable

	Sep-23	Jun-23
	Rupees	Rupees
Balance at the beginning of the period / year	8,435,817	2,839,134
Charge for the period / year	3,326,542	8,122,738
Paid during the period / year	-	(2,526,055)
Balance as at period / year end	<b>11,762,359</b>	<b>8,435,817</b>



**16 CONTINGENCIES AND COMMITMENTS**

**16.1 Contingencies**

There is no significant change in the status of contingencies and commitments set out in note 31 to the Company's unconsolidated financial statements for the year ended June 30, 2023.

**16.2 Commitments in respect of:**

- (a) There is no change in the commitments in respect of letters of credit and contracts for capital expenditure since the date of preceding published annual financial statements.  
(b) Letter of credits and contracts other than for capital expenditure amounting to Rs. 1,086 million (June 2023: Rs. 982.98 million).

**16.3 Guarantee**

The banks have issued the following guarantees on behalf of the Company:

- (a) Letter of guarantee issued in favor of Sui Northern Gas Pipelines Limited amounting to Rs. 62.14 million (June 2023: Rs. 62.14 million).  
(b) Letter of guarantee issued in favor of Total Parco Pakistan Limited amounting to Rs. 14.50 million (June 2023: Rs. 14.50 million).

	Notes	Sep-23 Rupees	Sep-22 Rupees
<b>17 REVENUE FROM CONTRACTS WITH CUSTOMERS</b>	17.1 and 17.2	<b>3,111,236,047</b>	<b>2,691,125,782</b>

**17.1 Disaggregation of revenue from contracts with customers:**

In the following table, revenue from contracts with customers is disaggregated by major product lines and timing of revenue recognition

		Sep-23 Rupees	Sep-22 Rupees
<b>Major product lines:</b>			
- Made-to-order packaging products	17.2	3,068,479,066	2,379,601,140
- Standard packaging products		42,756,981	311,524,642
		<b>3,111,236,047</b>	<b>2,691,125,782</b>
<b>Timing of revenue recognition:</b>			
- Products transferred over time	17.2	3,068,479,066	2,379,601,140
- Products transferred at a point in time		42,756,981	311,524,642
		<b>3,111,236,047</b>	<b>2,691,125,782</b>
<b>Geographical market:</b>			
- Pakistan	17.2	3,111,236,047	2,691,125,782

**17.2** This includes unbilled revenue amounting to Rs. 184.60 million (2022: Rs. 188.82 million).

**17.3 Performance obligation**

The performance obligation in case of sale of standard products is satisfied at a point in time when the goods are delivered to the customer and for made to order products is satisfied over the time. The Company makes sales against advances as well as on credit terms. In case of credit sales, payment is generally due within 7 to 365 days from delivery.

**18 COST OF REVENUE**

	Sep-23 Rupees	Sep-22 Rupees
Raw materials consumed	2,413,448,756	1,903,910,700
Carriage inward expenses	575,258	1,599,788
Packing material consumed	11,025,775	9,605,222
Production supplies	52,383,381	43,799,843
Fuel and power	137,849,904	167,068,425
Salaries, wages and other benefits	94,941,095	106,466,227
Repairs and maintenance	13,071,529	14,083,942
Printing and stationery	501,037	510,426
Insurance	780,291	1,177,488
Rent	613,116	602,065
Travelling and conveyance	15,977,038	12,499,537
Communication expenses	408,611	299,047
Vehicle running expenses	1,577,961	1,715,210
Depreciation on operating fixed assets	43,849,365	44,630,862
Depreciation on right of use assets	5,693,174	5,299,909
Others	4,708,397	4,039,536
Cost of goods manufactured	2,797,404,688	2,317,308,227
Opening stock of finished goods	43,104,756	91,454,493
Closing stock of finished goods	(84,607,966)	(43,104,756)
	<b>(41,503,210)</b>	<b>48,349,737</b>
	<b>2,755,901,478</b>	<b>2,365,657,964</b>

**19 TAXATION**

	Sep-23 Rupees	Sep-22 Rupees
Current tax	66,281,799	35,667,750
Deferred tax income	(12,968,616)	(8,328,304)
	<b>53,313,183</b>	<b>27,339,446</b>

**20 EARNINGS PER SHARE - BASIC AND DILUTED**

Basic and diluted earnings per share are same because the Company has not issued any convertible bonds, convertible preference shares, options, warrants or employee share options. Thus, earnings per share of the Company are as follows:

		Sep-23 Rupees	Sep-22 Rupees
Profit attributable to owners of the Company	Rupees	106,768,171	56,571,289
Weighted-average number of ordinary shares	Number	141,900,000	141,900,000
Basic earnings per share	Rupees	0.75	0.40

**21 CASH AND CASH EQUIVALENTS**

The figures of cash and bank balances reconcile to the amount of cash and cash equivalents shown in the unconsolidated statement of cash flows at reporting date as follows:

	Note	Sep-23 Rupees	Sep-22 Rupees
Short term investments	11	237,203,000	-
Cash and bank balances	11	152,576,951	269,725,835
Short term borrowings - running finance	14	(65,280,932)	(220,492,015)
		<b>324,499,019</b>	<b>49,233,820</b>



**22 TRANSACTIONS WITH RELATED PARTIES**

The Company's related parties consist of its wholly owned subsidiary, associated undertakings, directors and key management personnel and their associates. The Company in the normal course of business carries out transactions with various related parties. Significant transactions with related parties have been disclosed in the respective notes to these condensed interim unconsolidated financial statements other than the following:

Relationship with the Company	Name of related party	Nature of Transactions	Sep-23	Sep-22
			Rupees	Rupees
Wholly owned subsidiary	Roshan Sun Tao Paper Mills (Private) Limited	Long term loan to subsidiary	30,500,000	18,000,000
		Markup accrued on long term loan	33,910,280	17,424,102
		Markup received during the period	25,317,340	10,841,441
Associated undertaking	Roshan Enterprises	Markup accrued on long term loan	-	5,519,764
Associated undertaking	Al-Firdusi Exporters	Sale of packaging material	-	-
		Receipts during the period	2,361,268	-
Associated undertaking by virtue of common directorship	Sehat Medical Devices (Private) Limited	Sale of packaging material	-	-
		Receivable balance against sales	-	-
		Purchase of supplies	33,771,201	-

**23 FINANCIAL RISK MANAGEMENT**

The Company's activities expose it to a variety of financial risks: market risk (including currency risk, interest rate risk, and other price risk), credit risk and liquidity risk.

These condensed interim unconsolidated financial statements do not include all financial risk management information and disclosures required in the annual financial statements, and should be read in conjunction with the Company's financial statements for the year ended June 30, 2023.

There have been no changes in the risk management department or in any risk management policies since the year ended June 30, 2023.

**24 FAIR VALUE OF FINANCIAL INSTRUMENTS**

The Company's financial risk management objective and policies are consistent with that disclosed in the Company's unconsolidated financial statements for the year ended June 30, 2023.

**25 DATE OF AUTHORIZATION FOR ISSUE**

These condensed interim unconsolidated financial statements were approved and authorized for issue on **30-OCT-2023** by the Board of Directors of the Company.

**26 CORRESPONDING FIGURES**

In order to comply with the requirements of International Accounting Standard 34 - 'Interim Financial Reporting', the condensed interim unconsolidated statement of financial position has been compared with the balances of annual audited unconsolidated financial statements of preceding financial year, whereas, the condensed interim unconsolidated statement of comprehensive income, condensed interim unconsolidated statement of changes in equity and condensed interim unconsolidated statement of cash flows have been compared with the amounts/balances of comparable period of immediately preceding financial year.



Chief Executive



Director



Chief Financial Officer



# CONSOLIDATED FINANCIAL STATEMENTS

# 12

## SECTION



# DIRECTORS' REPORT

The Directors of the Group are pleased to present their Directors' Report along with the unaudited Financial Statements of the Group for the period ended September 30, 2023.

## FINANCIAL OVERVIEW

The operating results of the Group are summarized as under:

	Quarter Ended		Variance %
	30 Sep 2023	30 Sep 2022	
	Rupees in '000'		
Sales	3,111,236	2,691,126	16%
Cost of Sales	(2,755,901)	(2,365,658)	16%
<b>Gross Profit</b>	<b>355,335</b>	<b>325,468</b>	<b>9%</b>
Admin, Selling and Other Expenses	(175,778)	(173,441)	1%
<b>Operating profit</b>	<b>179,557</b>	<b>152,027</b>	<b>18%</b>
Other Income	25,383	11,970	112%
Other Expenses	-	(29,750)	-100%
Financial Charges	(87,989)	(74,513)	18%
<b>Net Profit before tax</b>	<b>116,951</b>	<b>59,734</b>	<b>96%</b>
Taxation	(53,313)	(27,339)	95%
<b>Net profit after tax</b>	<b>63,638</b>	<b>32,395</b>	<b>96%</b>
<b>Earnings per share - Rupees</b>	<b>0.45</b>	<b>0.23</b>	<b>96%</b>

## OPERATING PERFORMANCE

In the quarter ending on September 30, 2023, the Group achieved a substantial revenue growth of 16%, elevating net revenue from Rs 2,691 million to Rs 3,111 million compared to the previous year. The Group achieved a gross profit of Rs 355 million, marking an increase of Rs 30 million compared to the previous period.

The Group has reported a finance cost of Rs. 88 million as compared to Rs. 74 million during the corresponding period last year. This increase can be attributed to the significant rise in the policy rate set by the State Bank of Pakistan. However, efficient management of working capital reduced the impact of increased borrowing rate. The profit before tax reported at Rs. 116 million, compared to Rs. 60 million during the corresponding period last year.

Consequently, the Group achieved a profit after tax of Rs. 63 million, compared to Rs. 32 million during the corresponding period last year.

# DIRECTORS' REPORT

## EARNINGS PER SHARE

The earnings per share, for the current and previous quarter, are as follows:

EPS-Q1 2023-24: 0.45/share

EPS-Q1 2022-23: 0.23/share

## FORWARD-LOOKING STATEMENT

Roshan Packages Limited (RPL) is poised to seize upcoming opportunities in light of recent administrative measures taken by the Government of Pakistan. These measures include enhanced controls to combat smuggling and foster a level playing field, in line with our commitment to ethical and transparent operations.

RPL is strategically positioned to benefit from evolving trade dynamics with Afghanistan, offering innovative packaging solutions to cater to emerging markets. As the Fast-Moving Consumer Goods (FMCG) sectors continue to grow in Pakistan, so does the demand for quality packaging solutions. RPL stands ready to meet this demand, having proactively enhanced production capabilities and supply chain strength.

We are committed to delivering sustainable, customer-centric packaging solutions that empower businesses and contribute to Pakistan's economic growth.

## ACKNOWLEDGMENT

Thank you for your continued support. Together, we will embark on this journey of growth, resilience, and success.



**CONDENSED INTERIM CONSOLIDATED STATEMENT OF FINANCIAL POSITION**

AS AT 30 SEPTEMBER 2023

ASSETS	Note	Sep-23 Rupees	Jun-23 Rupees
<b>Non-current assets</b>			
Property, plant and equipment	5	6,921,259,402	6,955,339,219
Investment property		211,877,488	212,371,456
Right of use assets		63,456,260	69,479,021
Long term investment		-	-
Long-term loan - related party	6	-	-
Long term deposits		22,098,000	21,353,650
		7,218,691,150	7,258,543,346
<b>Current assets</b>			
Stores, spares and other consumables	7	409,181,360	359,809,467
Stock-in-trade	8	1,261,138,829	1,470,327,746
Contract assets		185,025,881	229,846,949
Trade receivables	9	2,720,634,117	2,388,101,345
Current portion of long term loan - related party	6	-	-
Advances, deposits, prepayments and other receivables		384,517,708	294,088,266
Tax refunds due from Government	10	213,458,648	254,653,419
Cash and bank balances	11	390,319,758	398,339,442
		5,564,276,301	5,395,166,634
<u>Assets held for sale</u>		52,423,591	52,423,591
<b>TOTAL ASSETS</b>		<b>12,835,391,042</b>	<b>12,706,133,571</b>
<b>EQUITY AND LIABILITIES</b>			
<b>Share capital and reserves</b>			
<b>Authorized share capital</b>			
200,000,000 (June 2022: 200,000,000) ordinary shares of Rs. 10 each		2,000,000,000	2,000,000,000
<b>Issued, subscribed and paid up share capital</b>	12	1,419,000,000	1,419,000,000
<b>Capital reserves</b>			
Share premium		1,994,789,057	1,994,789,057
Surplus on revaluation of property, plant and equipment		3,717,954,953	3,731,196,179
		5,712,744,010	5,725,985,236
<b>Revenue reserve</b>			
Un-appropriated profit		1,282,826,072	1,205,947,354
<b>TOTAL EQUITY - ATTRIBUTABLE TO OWNERS OF THE HOLDING COMPANY</b>		<b>8,414,570,082</b>	<b>8,350,932,590</b>
<b>Non-current liabilities</b>			
Long term finances - secured		95,414,202	104,088,219
Lease liabilities		11,776,480	24,082,903
Deferred taxation	13	682,181,379	695,149,994
Deferred liabilities		162,944,798	165,824,008
		952,316,859	989,145,124
<b>Current liabilities</b>			
Current portion of long term liabilities		87,384,908	83,452,639
Short term borrowings - secured	14	1,153,348,074	1,330,525,251
Trade and other payables	15	2,080,195,810	1,824,314,520
Contract liabilities		72,710,264	55,981,956
Accrued finance cost		73,086,065	69,997,867
Unclaimed dividend		1,778,980	1,783,624
		3,468,504,101	3,366,055,857
<b>TOTAL LIABILITIES</b>		<b>4,420,820,960</b>	<b>4,355,200,981</b>
<b>TOTAL EQUITY AND LIABILITIES</b>		<b>12,835,391,042</b>	<b>12,706,133,571</b>
<b>CONTINGENCIES AND COMMITMENTS</b>	16		

The annexed notes, 1 to 26, form an integral part of these condensed interim consolidated financial statements.



Chief Executive



Director



Chief Financial Officer

**CONDENSED INTERIM CONSOLIDATED STATEMENT OF PROFIT OR LOSS**

FOR THE QUARTER ENDED 30 SEPTEMBER 2023

	Note	Sep-23 Rupees	Sep-22 Rupees
Revenue from contracts with customers		3,668,325,952	3,155,647,289
Less: Sales tax		(557,089,905)	(464,521,507)
<b>Net revenue</b>	17	<b>3,111,236,047</b>	<b>2,691,125,782</b>
Cost of revenue	18	(2,755,901,478)	(2,365,657,964)
<b>Gross profit</b>		<b>355,334,569</b>	<b>325,467,818</b>
Administrative expenses		(68,870,219)	(70,228,327)
Selling and distribution expenses		(95,287,785)	(96,759,195)
Other operating expenses		(11,620,067)	(6,453,790)
		(175,778,071)	(173,441,312)
<b>Operating profit</b>		<b>179,556,498</b>	<b>152,026,506</b>
Other income		25,382,767	11,969,824
Other expenses		-	(29,749,803)
Finance cost		(87,988,589)	(74,512,796)
<b>Profit before taxation</b>		<b>116,950,676</b>	<b>59,733,731</b>
Taxation	19	(53,313,184)	(27,339,446)
<b>Profit for the period - Attributable to owners of the Holding Company</b>		<b>63,637,492</b>	<b>32,394,285</b>
<b>Earnings per share - Basic and diluted</b>	20	<b>0.45</b>	<b>0.23</b>

The annexed notes, 1 to 26, form an integral part of these condensed interim consolidated financial statements.



Chief Executive



Director



Chief Financial Officer



ROSHAN PACKAGES LIMITED  
**CONDENSED INTERIM CONSOLIDATED STATEMENT OF COMPREHENSIVE INCOME**  
 FOR THE QUARTER ENDED 30 SEPTEMBER 2023

	Note	Sep-23 Rupees	Sep-22 Rupees
Profit for the period		63,637,492	32,394,285
Other comprehensive income / (loss) - net of tax:			
Items that may be reclassified subsequently to profit or loss:		-	-
Items that will not be subsequently reclassified in profit or loss:		-	-
<b>Total comprehensive income for the period - Attributable to owners of the Holding Company</b>		<b>63,637,492</b>	<b>32,394,285</b>

The annexed notes, 1 to 26, form an integral part of these condensed interim consolidated financial statements.



Chief Executive



Director



Chief Financial Officer

ROSHAN PACKAGES LIMITED  
**CONDENSED INTERIM CONSOLIDATED STATEMENT OF CHANGES IN EQUITY**  
 FOR THE QUARTER ENDED 30 SEPTEMBER 2023

	Issued, subscribed and paid-up share capital	Capital reserves		Revenue reserve		Total
		Share premium	Surplus on revaluation of property, plant and equipment	Revenue reserve	Unappropriated profit	
	Rupees	Rupees	Rupees	Rupees	Rupees	Rupees
<b>Balance as on 01 July 2022</b>	1,419,000,000	1,994,789,057	3,783,703,410	1,082,408,607	8,279,901,074	
Profit for the period	-	-	-	32,394,285	32,394,285	
Surplus transferred to un-appropriated profit on account of incremental depreciation charged during the period - net of tax	-	-	(14,255,232)	14,255,232	-	
<b>Balance as on 30 September 2022</b>	1,419,000,000	1,994,789,057	3,769,448,178	1,129,058,124	8,312,295,359	
<b>Balance as on 01 July 2023</b>	1,419,000,000	1,994,789,057	3,731,196,179	1,205,947,354	8,350,932,590	
Profit for the period	-	-	-	63,637,492	63,637,492	
Surplus transferred to un-appropriated profit on account of incremental depreciation charged during the period - net of tax	-	-	(13,241,226)	13,241,226	-	
<b>Balance as on 30 September 2023</b>	1,419,000,000	1,994,789,057	3,717,954,953	1,282,826,072	8,414,570,082	

The annexed notes, 1 to 26, form an integral part of these condensed interim consolidated financial statements.



Chief Executive



Director



Chief Financial Officer



ROSHAN PACKAGES LIMITED  
**CONDENSED INTERIM CONSOLIDATED STATEMENT OF CASH FLOWS**  
 FOR THE QUARTER ENDED 30 SEPTEMBER 2023

	Sep-23 Rupees	Sep-22 Rupees
<b>OPERATING ACTIVITIES</b>		
Profit before taxation	116,950,676	59,733,731
<b>Adjustments to reconcile profit before tax to net cash flows:</b>		
Depreciation on operating fixed assets	45,086,137	45,972,830
Depreciation of Investment property	493,968	-
Depreciation on right of use assets	5,853,065	7,770,822
Interest income on loans	-	(5,519,764)
Finance cost	87,988,589	74,512,796
Provision for gratuity	6,377,484	8,100,000
Profit on bank deposits	(17,562,257)	(5,850,536)
Worker's Profit Participation Fund	8,293,525	4,518,226
Worker's Welfare Fund	3,326,542	1,935,564
Exchange loss unrealized	-	473,929
(Gain) / Loss on disposal of operating fixed assets	(4,170,708)	-
Grant income	-	(596,424)
Provision for accumulating compensated absences	-	726,627
	<b>252,637,021</b>	<b>191,777,801</b>
<b>Working capital adjustments:</b>		
<b>(Increase) / decrease in current assets:</b>		
Stores, spares and other consumables	(49,371,893)	(55,515,376)
Stock-in-trade	209,188,917	(251,082,250)
Trade receivables	(332,532,772)	(169,045,777)
Contract assets	44,821,068	10,433,510
Advances, deposits, prepayments and other receivables	(86,327,611)	179,780,671
Sales tax receivable - net	15,414,653	2,245,983
	<b>(198,807,638)</b>	<b>(283,183,239)</b>
<b>(Decrease) / increase in current liabilities:</b>		
Contract liabilities	16,728,308	(46,039,408)
Trade and other payables	238,968,344	57,988,338
	<b>255,696,652</b>	<b>11,948,930</b>
	<b>56,889,014</b>	<b>(271,234,309)</b>
<b>Net cash used in operations</b>	<b>309,526,035</b>	<b>(79,456,508)</b>
Finance cost paid	(82,705,878)	(65,998,456)
Taxes adjusted / (paid)	(35,208,802)	9,172,176
Gratuity paid	(9,202,032)	(7,868,897)
Accumulated absences paid	-	-
Net increase in long term deposits	(744,350)	(4,008,418)
	<b>(127,861,062)</b>	<b>(68,703,595)</b>
<b>Net cash used in operating activities</b>	<b>181,664,973</b>	<b>(148,160,103)</b>

ROSHAN PACKAGES LIMITED  
**CONDENSED INTERIM CONSOLIDATED STATEMENT OF CASH FLOWS**

	Sep-23 Rupees	Sep-22 Rupees
<b>INVESTING ACTIVITIES</b>		
Purchase of property, plant and equipment	(11,715,524)	(8,815,051)
Proceeds on sales of fixed assets	5,120,000	-
Profit on bank deposits received	13,335,372	4,361,470
<b>Net cash used in investing activities</b>	<b>6,739,848</b>	<b>(4,453,581)</b>
<b>FINANCING ACTIVITIES</b>		
Repayment of long term loans	(8,674,017)	(17,886,617)
Dividend paid	(4,644)	(43,015)
(Repayment of) / proceeds from short term borrowings - net	(67,981,943)	(36,078,537)
Repayment of lease liabilities	(10,568,667)	(8,538,075)
<b>Net cash used in financing activities</b>	<b>(87,229,271)</b>	<b>(62,546,244)</b>
<b>Net decrease in cash and cash equivalents</b>	<b>101,175,550</b>	<b>(215,159,929)</b>
<b>Cash and cash equivalents at the beginning of the period</b>	<b>223,863,276</b>	<b>264,500,373</b>
<b>Cash and cash equivalents at the end of the period</b>	<b>21 325,038,826</b>	<b>49,340,444</b>

The annexed notes, 1 to 26, form an integral part of these condensed interim consolidated financial statements.



Chief Executive



Director



Chief Financial Officer



ROSHAN PACKAGES LIMITED  
**NOTES TO THE CONDENSED INTERIM UNCONSOLIDATED FINANCIAL STATEMENTS**  
FOR THE QUARTER ENDED 30 SEPTEMBER 2023

**1 THE GROUP AND ITS OPERATIONS**

**1.1 Corporate and general information**

The Group comprises of Roshan Packages Limited (the Holding Company) and Roshan Sun Tao Paper Mills (Private) Limited (the Subsidiary), together 'the Group'.

**Holding Company**

Roshan Packages Limited (the Company) was incorporated in Pakistan as a private Company limited by shares on 13 August 2002 under the Companies Ordinance, 1984 (repealed with the enactment of the Companies Act, 2017). The Company was converted into a public limited Company on 23 September 2016 and got listed on Pakistan Stock Exchange Limited on 28 February 2017. It is principally engaged in the manufacture and sale of corrugation and flexible packaging materials.

**Subsidiary**

Roshan Sun Tao Paper Mills (Private) Limited (the Subsidiary, with 100% shareholding of the Holding Company) was incorporated on 08 January 2016 under the Companies Ordinance, 1984 (repealed with the enactment of the Companies Act, 2017) as a private limited company. The Subsidiary has been established to set up business of manufacturing, dealing and supply of corrugated papers. Uptil 21 March 2021, Shandong Yongtai Paper Mills Limited held 40% shareholding in the Subsidiary. Refer to Note 28.3 of Consolidated financial statements for the year ended June 30, 2023, for discussion of acquisition of minority shareholding of 40%, in prior year, by the Holding Company. The Subsidiary's financial year ends on 30 June.

**1.2 Condensed interim consolidated financial statements**

These financial statements are the condensed interim consolidated financial statements of the Roshan Packages Limited (the Holding Group) and its subsidiary, together the Group.

The geographical locations and addresses of the Group's business units, including production facilities are as under:

**Holding Company**

- Head office and registered office: 325 G-III, M.A. Johar Town, Lahore.
- Marketing office: 104, Parsa Tower, PECHS Block-6, Shahra-e-Faisal, Karachi.
- Corrugation packaging plant: 7 KM, Sundar Raiwind Road, Lahore.
- Flexible packaging plant: Plot No. 141, 142 and 142-B, Sundar Industrial Estate, Raiwind, Lahore.

**Subsidiary**

- The registered office of the Subsidiary is situated at 325-G-III, Johar Town, Lahore, Punjab.
- The land purchased for setting up the manufacturing facility is situated at M-2 Lahore-Islamabad motorway, district Sheikhpura near village Mandiala and Qaimpur, adjacent to Quaid-e-Azam Industrial Apparel Park.

**2 BASIS OF PREPARATION**

**2.1 Statement of compliance**

These condensed interim consolidated financial statements have been prepared in accordance with the accounting and reporting standards as applicable in Pakistan. The accounting and reporting standards applicable in Pakistan comprise of:

- International Accounting Standard (IAS) 34, 'Interim Financial Reporting', issued by International Accounting Standards Board (IASB) as notified under the Companies Act, 2017 ; and
- Provisions of and directives issued under the Companies Act, 2017.

Where provisions of and directives issued under the Act, differ with the requirements of IAS 34, the provisions of and directives issued under the Act, have been followed.

**2.2** These condensed interim consolidated financial statements are un-audited and are being submitted to shareholders, as required by Section 237 of the Act and the Listed Companies (Code of Corporate Governance) Regulations 2019. These condensed interim consolidated financial statements do not include all of the information required for annual financial statements and should be read in conjunction with the audited consolidated financial statements for the year ended 30 June 2023.

Selected explanatory notes are included to explain events and transactions that are significant to the understanding of the changes in the Group's financial position and performance since the last annual consolidated financial statements.

**2.3** These condensed interim consolidated financial statements have been prepared under the historical cost convention and are presented in Pak Rupee, which is also the functional currency of the Group.

**2.4** Provisions in respect of Workers' Welfare Fund, Workers' Profit Participation Fund and taxation are estimated based on management judgment and prevailing laws; these are subject to final adjustments in the annual audited financial statements.

ROSHAN PACKAGES LIMITED  
**NOTES TO THE CONDENSED INTERIM UNCONSOLIDATED FINANCIAL STATEMENTS**

**3 SIGNIFICANT ACCOUNTING POLICIES**

The accounting policies adopted in the preparation of these condensed interim consolidated financial statements are consistent with those of the previous financial year, except for the adoption of new or amended standards as set out in note 3.1. The Group has not early adopted any standard, amendment or interpretation that has been issued but is not yet effective.

**3.1 Standards, amendments to published standards and interpretations that are effective in the current period**

The Group has adopted the following accounting standards and the amendments and interpretation of IFRS which became effective:

Certain standards, amendments and interpretations to IFRS are effective for accounting periods beginning on July 1, 2023, but are considered not to be relevant or to have any significant effect on the Group's operations (although they may affect the accounting for future transactions and events) and are, therefore, not detailed in these condensed interim consolidated financial statements.

**3.2 Standards, amendments and interpretations to existing standards that are not yet effective and have not been early adopted by the Group**

There are certain standards, amendments to the accounting standards and interpretations that are mandatory for the Group's accounting periods beginning on or after July 01, 2023 but are considered not to be relevant or to have any significant effect on the Group's operations and are, therefore, not detailed in these condensed interim consolidated financial statements.

**4 CRITICAL ACCOUNTING ESTIMATES AND JUDGEMENTS**

The preparation of these condensed interim consolidated financial statements, in conformity with accounting and reporting standards as applicable in Pakistan requires the use of certain critical accounting estimates. It also requires management to exercise its judgement in the process of applying the Group's accounting policies. Estimates and judgements are continually evaluated and are based on historical experience and other factors, including expectation of future events that are believed to be reasonable under the circumstances. Actual results may differ from the estimates. During the preparation of these condensed interim consolidated financial statements, the significant judgements made by management in applying the Group's accounting policies and the key sources of estimation and assumptions are consistent with those that were applied to the audited consolidated financial statements of the Group for the year ended 30 June 2023.

	Note	Sep-23 Rupees	Jun-23 Rupees
<b>5 PROPERTY, PLANT AND EQUIPMENT</b>			
Operating fixed assets	5.1	6,613,918,089	6,651,320,666
Capital work-in-progress	5.2	307,341,313	304,018,553
		<u>6,921,259,402</u>	<u>6,955,339,219</u>
<b>5.1 Movement during the period / year is as follows:</b>			
Balance at the beginning of the period / year- net book value		6,651,320,666	6,697,182,739
Additions during the period / year - cost	5.1.1	8,392,764	58,926,251
Transfer to held for sale		-	(52,423,591)
Transfer from right of use asset during the period / year - net book value		-	1,581,415
Revaluation adjustment		-	122,336,091
		<u>6,659,713,430</u>	<u>6,827,602,905</u>
Less:			
Disposals during the period / year - net book value		(709,204)	(1,031,018)
Depreciation during the period / year		(45,086,137)	(175,251,221)
		<u>(45,795,341)</u>	<u>(176,282,239)</u>
Net book value at the end of the period / year		<u>6,613,918,089</u>	<u>6,651,320,666</u>
<b>5.1.1 The detail of additions made during the period / year is as follows:</b>			
Buildings on free hold land		-	4,743,964
Plant and machinery		7,726,234	43,420,095
Electric installations		-	2,310,000
Furniture and fixtures		-	110,477
Office equipment		666,530	8,112,715
Vehicles		-	229,000
		<u>8,392,764</u>	<u>58,926,251</u>
<b>5.2 Capital work in progress</b>			
Opening balance		304,018,553	308,483,626
Additions during the period / year		3,322,760	2,998,991
Transfers during the period / year		-	(7,464,064)
Closing balance		<u>307,341,313</u>	<u>304,018,553</u>

ROSHAN PACKAGES LIMITED  
NOTES TO THE CONDENSED INTERIM UNCONSOLIDATED FINANCIAL STATEMENTS

6	LONG-TERM LOAN - RELATED PARTY	Notes	Sep-23	Jun-23
			Rupees	Rupees
	<b>At amortized cost:</b>			
	Loan to associated undertaking - Roshan Enterprises	6.1 and 6.2	-	-
			-	-
<b>6.1</b>	<b>Movement during the period / year is as follows:</b>			
	Opening balance		-	146,078,867
	Markup accrued during the period / year		-	14,879,807
			-	160,958,674
	Settlement of loan			(160,958,674)
	Less: Current portion of principal shown under current assets		-	-
	Less: Accrued markup shown under Advances, Deposits, Prepayments and Other Receivables		-	-
	Closing balance		-	-
<b>6.1.1</b>	The maximum aggregate amount outstanding during the period with reference to month end balance amounted to NIL (June 2023: Rs. 160.96 million).			
<b>6.2</b>	This unsecured loan carries markup at the rate of 1-Year KIBOR+2% (June 2023:1-Year KIBOR+2%) per annum or average borrowing cost of the Group, whichever is higher. The effective interest rate was nil (June 2023: 17.10% to 20.13%) per annum. The Board of Directors, In its meeting held on 22 December 2022, accepted the offer by partners/owners of Roshan Enterprises, who are also the directors of the Company, for full settlement of loan and related accrued markup. This settlement involves the transfer of land, building and a transformer, situated in Tehsil Bhalwal, District Sargodha, Punjab, with a total valuation Rs. 214.37 million to the Company. Of this amount, Rs. 212.37 million corresponds to land and building (as mentioned in note 7) and Rs. 2 million pertains to transformer. The offer was also approved by shareholders of the Company, via special resolution, in their Extra Ordinary General Meeting held on 16 January 2023. The fair value assessment of property and related equipment was carried out in December 2022 by Unicorn International Surveyors , an independent valuer, registered with Pakistan Banking Association (PBA), having suitable recent pertinent experience of valuation in concerned location and type of assets. Upon transfer of title in the land records of Government of Punjab on February 17, 2023, the Company has derecognized the amount of loan and related accrued mark-up. Excess consideration, as reduced by transaction/ transfer costs amounting to Rs. 19.352 million, has been treated as a transaction between owners in the statement of changes in equity amounting to Rs. 42.65 millions. In respect of ongoing settlement, the Company has complied with the related requirements of sections 199 and 208 of the Companies Act, 2017.			
<b>7</b>	<b>STORES, SPARES AND OTHER CONSUMABLES</b>	<b>Note</b>	<b>Sep-23</b>	<b>Jun-23</b>
			<b>Rupees</b>	<b>Rupees</b>
	Stores		284,907,786	258,334,286
	Spares		102,101,829	77,510,170
	Packing material		22,171,745	23,965,011
			<u>409,181,360</u>	<u>359,809,467</u>
<b>8</b>	<b>STOCK-IN-TRADE</b>			
	Raw materials	8.1	1,176,530,863	1,376,322,864
	Finished goods		84,607,966	73,741,612
	Waste stock		-	20,263,270
			<u>1,261,138,829</u>	<u>1,470,327,746</u>
<b>8.1</b>	This includes stock-in-transit amounting to <b>Rs.50.90 million</b> (June 2023: Rs. 26.25 million)			

ROSHAN PACKAGES LIMITED  
NOTES TO THE CONDENSED INTERIM UNCONSOLIDATED FINANCIAL STATEMENTS

9	TRADE RECEIVABLES	Note	Sep-23	Jun-23
			Rupees	Rupees
	Trade receivables	9.1	2,950,825,507	2,619,427,870
	Less: Allowance for expected credit losses		(230,191,390)	(231,326,525)
			<u>2,720,634,117</u>	<u>2,388,101,345</u>
<b>9.1</b>	<b>Balances with related parties:</b>			
	Outstanding balances due from related parties are as follows:			
	Roshan Enterprises		3,188,237	-
	Al-Firdusi Exporters		1,507,253	5,169,598
	Sehat Medical Devices Private Limited			15,819,286
			<u>4,695,490</u>	<u>20,988,884</u>
<b>9.1.2</b>	The maximum aggregate outstanding at any time during the period / year calculated with reference to month-end balance are as follows:			
			<b>Sep-23</b>	<b>Jun-23</b>
			<b>Rupees</b>	<b>Rupees</b>
	Roshan Enterprises		5,115,976	3,188,237
	Al-Firdusi Exporters		3,188,237	12,647,118
	Sehat Medical Devices Private Limited		-	15,819,286
			<u>8,304,213</u>	<u>31,654,641</u>
<b>9.1.3</b>	The aging analysis of balances due from related parties are as follows:			
	Not yet due		-	9,069,528
	Past due for 0 to 180 days		-	11,919,357
	Past due for 180 to 365 days		388,720	-
	Past due for more than 365 days		4,306,770	-
			<u>4,695,490</u>	<u>20,988,885</u>
<b>10</b>	<b>TAX REFUNDS DUE FROM GOVERNMENT</b>		<b>Sep-23</b>	<b>Jun-23</b>
			<b>Rupees</b>	<b>Rupees</b>
	Sales tax receivable - net		-	15,414,653
	Income tax receivable - net		213,458,648	239,238,766
			<u>213,458,648</u>	<u>254,653,419</u>
<b>10.1</b>	There is no significant change in the status of taxation cases and assessment orders, issued by tax authorities, as set out in note 16 to the Group's consolidated financial statements for the year ended June 30, 2023			
<b>11</b>	<b>CASH AND BANK BALANCES</b>		<b>Sep-23</b>	<b>Jun-23</b>
		<b>Note</b>	<b>Rupees</b>	<b>Rupees</b>
	Short-term investment			
	Allied Bank Limited		237,203,000	204,880,165
	Cash in hand		1,112,430	896,875
	Balances with banks:			
	Savings accounts	11.1	85,068,510	98,610,528
	Current accounts		66,935,818	93,951,874
			<u>152,004,328</u>	<u>192,562,402</u>
			<u>390,319,758</u>	<u>398,339,442</u>
<b>11.1</b>	The savings accounts earn interest at floating rates based on daily bank deposit rates ranging from 14.50% to 19.50% (June 2023: 5% to 19.50%) per annum.			



ROSHAN PACKAGES LIMITED  
NOTES TO THE CONDENSED INTERIM UNCONSOLIDATED FINANCIAL STATEMENTS

12 ISSUED, SUBSCRIBED AND PAID UP SHARE CAPITAL

	Sep-23	Jun-23	Sep-23	Jun-23
	----No. of shares----		-----Rupees-----	
Ordinary shares of Rs. 10 each fully paid in cash	57,336,000	57,336,000	573,360,000	573,360,000
Ordinary shares of Rs. 10 each issued as bonus shares	79,461,000	79,461,000	794,610,000	794,610,000
Ordinary shares of Rs. 10 each fully paid for consideration other than cash (Note 12.1)	5,103,000	5,103,000	51,030,000	51,030,000
	<b>141,900,000</b>	<b>141,900,000</b>	<b>1,419,000,000</b>	<b>1,419,000,000</b>

12.1 These shares were issued against the fair value of land acquired which measures 48 kanals and 12 marlas and is situated opposite to Sundar Industrial Estate, Bhai Kot, Raiwind, Lahore.

13 DEFERRED TAXATION

	Sep-23			
	Opening balance	(Credit) / charge to profit or loss	Charge to other comprehensive income	Closing balance
	------(Rupee s)-----			
<b>Taxable temporary difference</b>				
Accelerated tax depreciation	483,307,181	(66,907,305)	-	416,399,876
Revaluation surplus	539,817,889	5,531,922	-	545,349,811
Investment property	(125,055)	(123,492)	-	(248,547)
Right-of-use assets	27,096,818	(3,618,002)	-	23,478,816
<b>Deductible temporary difference</b>				
Allowance for ECL on trade receivables	(90,217,345)	5,046,531	-	(85,170,814)
Lease liabilities	(28,407,395)	4,555,227	-	(23,852,168)
Provisions	(17,866,289)	-	-	(17,866,289)
Minimum tax	(206,268,860)	29,486,356	-	(176,782,504)
Alternative corporate tax	(12,186,950)	13,060,148	-	873,198
	<b>695,149,994</b>	<b>-</b>	<b>-</b>	<b>682,181,379</b>
	-	-	-	-
	Jun-23			
	Opening balance	Charge / (credit) to profit or loss	Charge to other comprehensive income	Closing balance
	------(Rupee s)-----			
<b>Taxable temporary difference</b>				
Accelerated tax depreciation	357,444,723	125,862,458	-	483,307,181
Revaluation surplus	457,889,707	(36,236,904)	118,165,086	539,817,889
Investment property	-	(125,055)	-	(125,055)
Right-of-use assets	25,414,510	1,682,308	-	27,096,818
<b>Deductible temporary difference</b>				
Allowance for ECL on trade receivables	(67,269,026)	(22,948,319)	-	(90,217,345)
Deferred liabilities	-	-	-	-
Lease liabilities	(25,916,537)	(2,490,858)	-	(28,407,395)
Provisions	-	(17,866,289)	-	(17,866,289)
Minimum tax	(191,457,239)	(14,811,621)	-	(206,268,860)
Alternative corporate tax	(12,186,950)	-	-	(12,186,950)
	<b>543,919,188</b>	<b>33,065,720</b>	<b>118,165,086</b>	<b>695,149,994</b>

ROSHAN PACKAGES LIMITED  
NOTES TO THE CONDENSED INTERIM UNCONSOLIDATED FINANCIAL STATEMENTS

14 SHORT TERM BORROWINGS - SECURED

	Sep-23	Jun-23
	Rupees	Rupees
Running finance	65,280,932	174,476,166
Term finances:		
- import finance / murabaha	187,527,731	62,831,432
- istisna / wakala	900,539,411	1,093,217,653
	<b>1,088,067,142</b>	<b>1,156,049,085</b>
	<b>1,153,348,074</b>	<b>1,330,525,251</b>

14.1 There is no material change in the terms and conditions of the short-term borrowings as disclosed in note 27 to the Group's consolidated financial statements for the year ended June 30, 2023.

15 TRADE AND OTHER PAYABLES

	Note	Sep-23	Jun-23
		Rupees	Rupees
Trade creditors		1,733,755,593	1,456,885,245
Accrued liabilities		139,626,591	137,196,547
Payable to Shandong Yongtai Paper Mills Limited	15.1	81,675,825	81,675,825
Withholding tax payable		17,175,350	11,882,471
Workers' Profit Participation Fund payable	15.2	89,545,641	81,252,116
Workers' Welfare Fund payable	15.3	11,762,359	8,435,817
Sales tax payables		5,061,923	46,986,499
Provident Fund Contribution		1,592,528	-
		<b>2,080,195,810</b>	<b>1,824,314,520</b>

15.1 The Holding Company had entered into a settlement agreement on 05 March 2021 with the Shandong Yongtai Paper Mills Limited and its directors (the previous joint shareholders in the subsidiary company) to acquire their interest in the subsidiary company for Rs. 81.68 million in a full and final settlement. The Holding Company is in the process of closing this transaction, subject to necessary regulatory approvals.

15.2 Workers' Profit Participation Fund Payable

	Sep-23	Jun-23
	Rupees	Rupees
Balance at the beginning of the period / year	81,252,116	50,761,234
Charge for the period / year	8,293,525	30,490,882
Balance as at period / year end	<b>89,545,641</b>	<b>81,252,116</b>

15.3 Workers' Welfare Fund payable

	Sep-23	Jun-23
	Rupees	Rupees
Balance at the beginning of the period / year	8,435,817	2,839,134
Charge for the period / year	3,326,542	8,122,738
Paid during the period / year	-	(2,526,055)
Balance as at period / year end	<b>11,762,359</b>	<b>8,435,817</b>

**16 CONTINGENCIES AND COMMITMENTS****16.1 Contingencies**

There is no significant change in the status of contingencies and commitments set out in note 31 to the Group's consolidated financial statements for the year ended June 30, 2023.

**16.2 Commitments in respect of:**

- (a) There is no change in the commitments in respect of letters of credit and contracts for capital expenditure since the date of preceding published annual financial statements.
- (b) Letter of credits and contracts other than for capital expenditure amounting to Rs. 1,086 million (June 2023: Rs. 982.98 million).

**16.3 Guarantee**

The banks have issued the following guarantees on behalf of the Group:

- (a) Letter of guarantee issued in favor of Sui Northern Gas Pipelines Limited amounting to Rs. 62.14 million (June 2023: Rs. 62.14 million).
- (b) Letter of guarantee issued in favor of Total Parco Pakistan Limited amounting to Rs. 14.50 million (June 2023: Rs. 14.50 million).

	Notes	Sep-23 Rupees	Sep-22 Rupees
<b>17 REVENUE FROM CONTRACTS WITH CUSTOMERS</b>	<b>17.1 and 17.2</b>	<b>3,111,236,047</b>	<b>2,691,125,782</b>

**17.1 Disaggregation of revenue from contracts with customers:**

In the following table, revenue from contracts with customers is disaggregated by major product lines and timing of revenue recognition

		Sep-23 Rupees	Sep-22 Rupees
<b>Major product lines:</b>			
- Made-to-order packaging products	17.2	2,799,711,405	2,379,601,140
- Standard packaging products		311,524,642	311,524,642
		<b>3,111,236,047</b>	<b>2,691,125,782</b>
<b>Timing of revenue recognition:</b>			
- Products transferred over time	17.2	2,799,711,405	2,379,601,140
- Products transferred at a point in time		311,524,642	311,524,642
		<b>3,111,236,047</b>	<b>2,691,125,782</b>
<b>Geographical market:</b>			
- Pakistan	17.2	3,111,236,047	2,691,125,782

**17.2** This includes unbilled revenue amounting to Rs. 184.60 million (2022: Rs. 188.82 million).

**17.3 Performance obligation**

The performance obligation in case of sale of standard products is satisfied at a point in time when the goods are delivered to the customer and for made to order products is satisfied over the time. The Group makes sales against advances as well as on credit terms. In case of credit sales, payment is generally due within 7 to 365 days from delivery.

**18 COST OF REVENUE**

	Sep-23 Rupees	Sep-22 Rupees
Raw materials consumed	2,362,548,630	1,903,910,700
Carriage inward expenses	575,258	1,599,788
Packing material consumed	11,025,775	9,605,222
Production supplies	52,383,381	43,799,843
Fuel and power	137,849,904	167,068,425
Salaries, wages and other benefits	94,941,095	106,466,227
Repairs and maintenance	13,071,529	14,083,942
Printing and stationery	501,037	510,426
Insurance	780,291	1,177,488
Rent	613,116	602,065
Travelling and conveyance	15,977,038	12,499,537
Communication expenses	408,611	299,047
Vehicle running expenses	1,577,961	1,715,210
Depreciation on operating fixed assets	43,849,365	44,630,862
Depreciation on right of use assets	5,693,174	5,299,909
Others	4,708,397	4,039,536
Cost of goods manufactured	2,746,504,562	2,317,308,227
Opening stock of finished goods	94,004,882	91,454,493
Closing stock of finished goods	(84,607,966)	(43,104,756)
	9,396,916	48,349,737
	<b>2,755,901,478</b>	<b>2,365,657,964</b>

**19 TAXATION**

	Sep-23 Rupees	Sep-22 Rupees
Current tax	66,281,799	35,667,750
Deferred tax income	(12,968,615)	(8,328,304)
	<b>53,313,184</b>	<b>27,339,446</b>

**20 EARNINGS PER SHARE - BASIC AND DILUTED**

Basic and diluted earnings per share are same because the Group has not issued any convertible bonds, convertible preference shares, options, warrants or employee share options. Thus, earnings per share of the Group are as follows:

Profit attributable to owners of the Holding Company	Rupees	<b>63,637,492</b>	32,394,285
Weighted-average number of ordinary shares	Number	<b>141,900,000</b>	141,900,000
Basic earnings per share	Rupees	<b>0.45</b>	0.23

**21 CASH AND CASH EQUIVALENTS**

The figures of cash and bank balances reconcile to the amount of cash and cash equivalents shown in the consolidated statement of cash flows at reporting date as follows:

	Note	Sep-23 Rupees	Sep-22 Rupees
Short term investments	11	237,203,000	-
Cash and bank balances	11	153,116,758	269,832,460
Short term borrowings - running finance	14	(65,280,932)	(220,492,015)
		<b>325,038,826</b>	<b>49,340,445</b>



**22 TRANSACTIONS WITH RELATED PARTIES**

The Group's related parties consist of its associated undertakings, directors and key management personnel and their associates. The Group in the normal course of business carries out transactions with various related parties. Significant transactions with related parties have been disclosed in the respective notes to these condensed interim consolidated financial statements other than the following:

Relationship with the Group	Name of related party	Nature of Transactions	Sep-23	Sep-22
			Rupees	Rupees
Associated undertaking	Roshan Enterprises	Markup accrued on long term loan	-	5,519,764
Associated undertaking	Al-Firdusi Exporters	Sale of packaging material	-	-
		Receipts during the period	2,361,268	-
Associated undertaking by virtue of common directorship	Sehat Medical Devices (Private) Limited	Sale of packaging material	-	-
		Receivable balance against sales	-	-
		Purchase of supplies	33,771,201	-

**23 FINANCIAL RISK MANAGEMENT**

The Group's activities expose it to a variety of financial risks: market risk (including currency risk, interest rate risk, and other price risk), credit risk and liquidity risk.

These condensed interim consolidated financial statements do not include all financial risk management information and disclosures required in the annual financial statements, and should be read in conjunction with the Group's financial statements for the year ended June 30, 2023.

There have been no changes in the risk management department or in any risk management policies since the year ended June 30, 2023.

**24 FAIR VALUE OF FINANCIAL INSTRUMENTS**

The Group's financial risk management objective and policies are consistent with that disclosed in the Group's consolidated financial statements for the year ended June 30, 2023.

**25 DATE OF AUTHORIZATION FOR ISSUE**

These condensed interim consolidated financial statements were approved and authorized for issue on 30-October-2023 by the Board of Directors of the Holding Company.

**26 CORRESPONDING FIGURES**

In order to comply with the requirements of International Accounting Standard 34 - 'Interim Financial Reporting', the condensed interim consolidated statement of financial position has been compared with the balances of annual audited consolidated financial statements of preceding financial year, whereas, the condensed interim consolidated statement of comprehensive income, condensed interim consolidated statement of changes in equity and condensed interim consolidated statement of cash flows have been compared with the amounts/balances of comparable period of immediately preceding financial year.



Chief Executive



Director



Chief Financial Officer