

LEINER PAK GELATINE LIMITED



CORPORATE BRIEFING SESSION-2023

Company Profile

Leiner Pak Gelatine Limited, is a public limited company listed on Pakistan Stock Exchange Limited. The company was established in 1983 in collaboration with P. Leiner & Sons Great Britain Ltd. This was the first project to produce “HALAL” Gelatine throughout the Muslim world with the capacity of 2000 M.Ton annually.

Besides the production of Gelatine, Di-calcium phosphate as by product of the process is also catering the quality conscious customers, especially in the poultry feed producing industry.

It is the matter of privilege and great satisfaction that we are producing and exporting “HALAL” Gelatine derived from halal animals slaughtered in Islamic way.

Management is fully aware with the advancement in technology in Gelatine production and other allied products. The production process remains abreast with the latest procedures and machinery used in producing Gelatine. Use of latest technology ensures the quality production under the brand name of Leiner Pak Gelatine Limited throughout the world.

LEINER PAK GELATINE LIMITED

KEY OPERATING FINANCIAL DATA OF LAST SIX YEARS

YEAR ENDING ON JUNE 2023

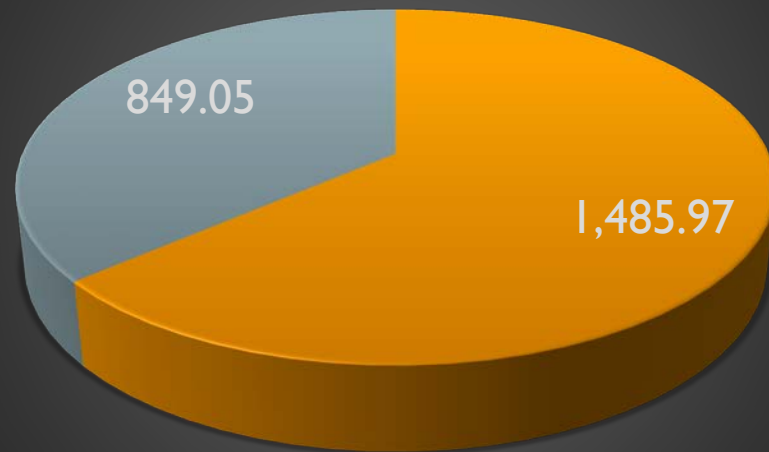
	2023	2022	2021	2020	2019	2018
	RUPEES	RUPEES	RUPEES	RUPEES	RUPEES	RUPEES
	(000)	(000)	(000)	(000)	(000)	(000)
Sales-net	2,335,021	1,012,393	941,515	660,888	779,659	752,297
Cost of sales	1,965,458	867,460	836,630	559,040	684,898	678,011
Gross profit	369,563	144,933	104,885	101,848	94,761	74,286
Other income	487	4,643	3,419	611	723	1,564
	370,050	149,576	108,304	102,459	95,484	75,850
Distribution cost	65,503	30,220	10,200	5,951	5,001	2,379
Administrative expenses	88,971	66,820	51,633	54,687	57,233	54,499
Other operating expenses	56,095	2,138	1,805	1,657	1,179	2,208
Finance cost	57,038	29,276	26,418	28,926	20,641	13,022
Profit before taxation	102,443	21,122	18,248	11,238	11,430	3,742
Taxation	35,770	12,846	13,244	9,310	8,893	7,698
Profit/Loss after taxation	66,673	8,276	5,004	1,928	2,537	(3,956)
Earning/Loss per share-basic and diluted (Rupees)	8.89	1.10	0.67	0.26	0.34	(0.53)

LEINER PAK GELATINE LIMITED**COMPARISON OF LOCAL AND EXPORT SALES (LAST TWO YEARS)**

		2023		2022		INCREASE/DECR
	(% AGE)	RUPEES	(% AGE)	RUPEES	(% AGE)	EASE
		(000)		(000)		RUPEES
		<u>(000)</u>		<u>(000)</u>		<u>(000)</u>
LOCAL SALES						
GELATINE	16.19	378,161	31.19	315,799	19.75	62,362
DI-CALCIUM PHOSPHATE						
(DCP)	20.17	470,891	23.84	241,385	95.08	229,506
		<u>849,052</u>		<u>557,184</u>		<u>291,868</u>
EXPORT						
GELATINE	63.64	1,485,969	38.51	389,887	281.13	1,096,082
OSSIEN DRIED	-	-	6.46	65,322	(100.00)	(65,322)
		<u>1,485,969</u>		<u>455,209</u>		<u>1,030,760</u>
	<u>100.00</u>	<u>2,335,021</u>	<u>100</u>	<u>1,012,393</u>		<u>1,322,628</u>

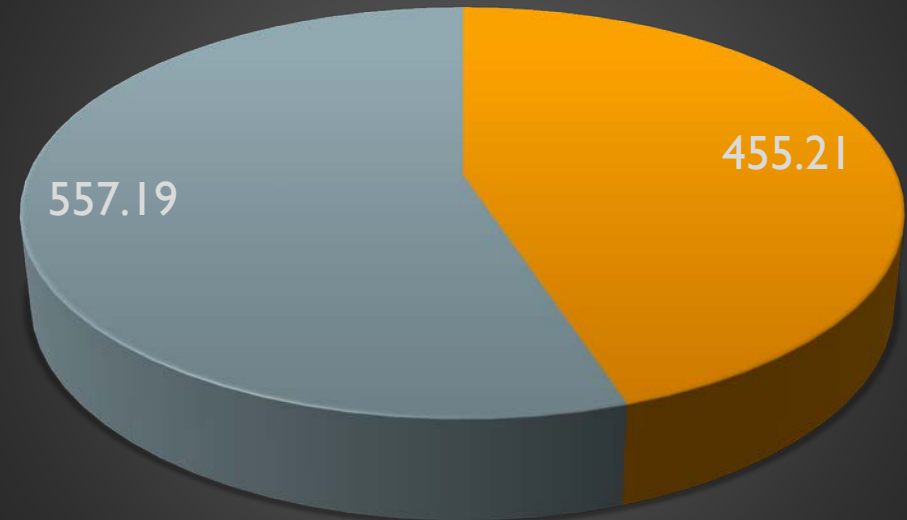
COMPARISON OF SALES (LAST TWO YEARS)

SALES-2023
Rs.2,335.02 Million



■ EXPORT SALES ■ LOCAL SALES

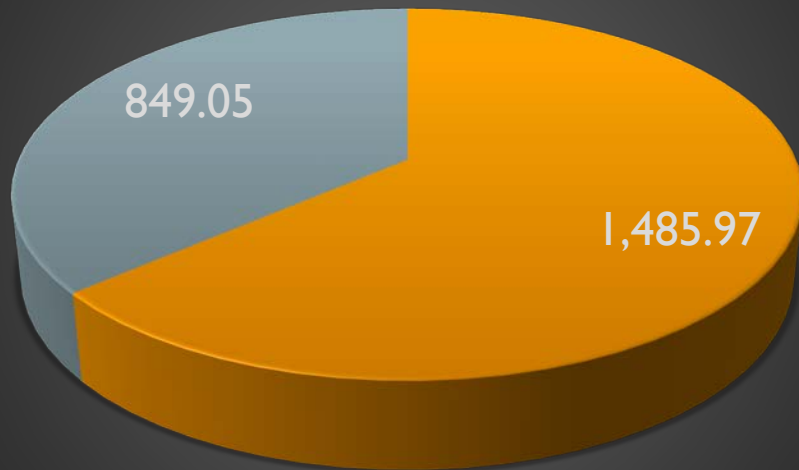
SALES-2022
Rs.1,012.40 Million



■ EXPORT SALES ■ LOCAL SALES

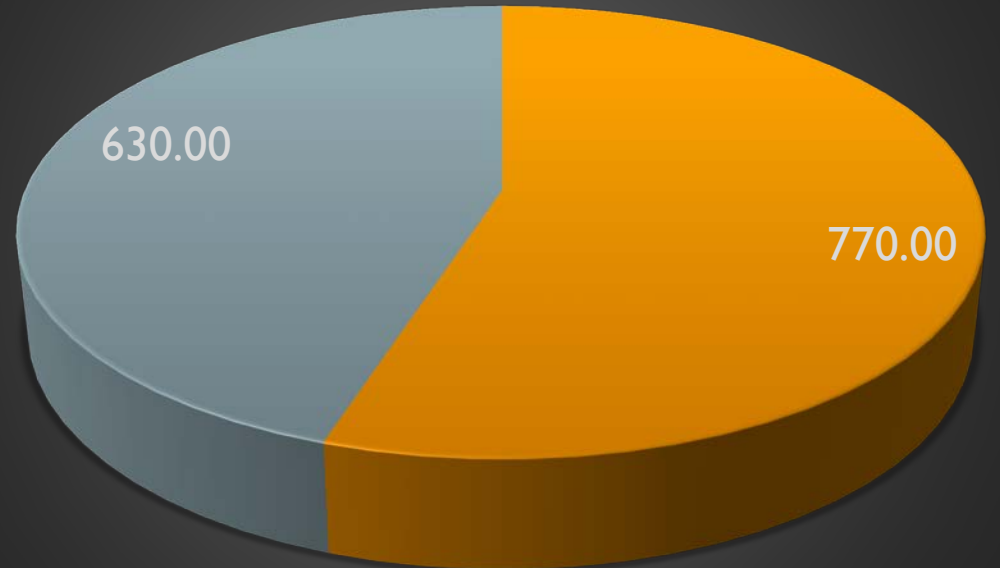
ACTUAL SALES VS PROJECTED SALES (2023)

SALES REALISED-2023 Rs. 2,335.02 Million



■ EXPORT SALES ■ LOCAL SALES

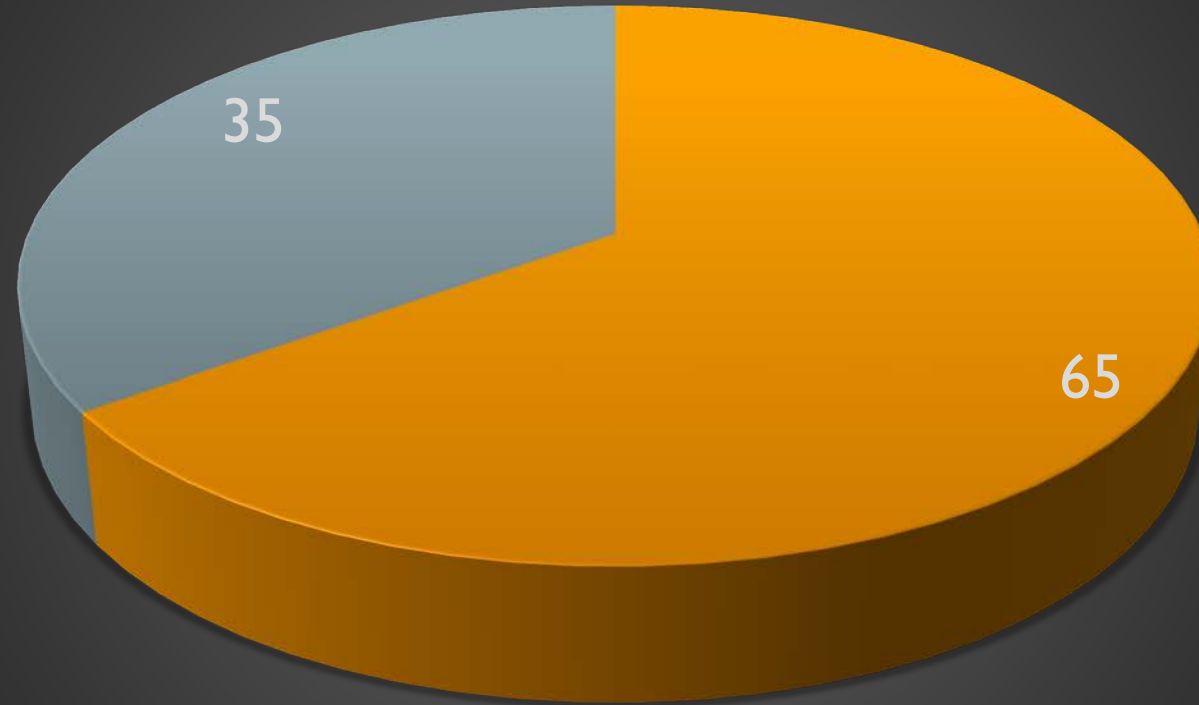
PROJECTED SALES-2023 Rs. 1,400 Million



■ EXPORT SALES ■ LOCAL SALES

PROJECTED SALES -2024

PROJECTED SALES RS. 2,800 MILLION



■ EXPORT SALES ■ LOCAL SALES