



- CORPORATE BRIEFING SESSION – 2023

SHADAB TEXTILE MILLS LIMITED



- Company Brief
- Strategic / Operational Developments
- Financial Details
- Question & Answers

SHADAB TEXTILE MILLS LIMITED



COMPANY'S BRIEF



Incorporation

19th August, 1979



Commencement of Business

18th November, 1979



Major Business

Manufacturing, selling, buying and dealing in Yarn of all types.



Present Installed Production Capacity

Converted into 22.693 million of 20/s
(Kgs.)



Paid-up Capital

PKR 166 Million



Turnover

PKR 5.9Billion

SHADAB TEXTILE MILLS LIMITED



Corporate Information

Board of Directors

Chief Executive:

Mian Aamir Naseem

Chairman:

Mian Farrukh Naseem

Mr. Yasir Naseem

Executive Director

Mr. Saad Naseem

Non Executive Director

Mr. Hamza Naseem

Non Executive Director

Mrs. Fatima Aamir

Female - Non Executive Director

Mr. Fahad Shafiq

Independent Director

Mr. Ghazanfer Feroz

Independent Director

AUDIT COMMITTEE

Mr. Fahad Shafiq

Chairman

Mian Farrukh Naseem

Member

Mr. Hamza Naseem

Member

HUMAN RESOURCE & REMUNERATION COMMITTEE

Mr. Fahad Shafiq

Chairman

Mr. Ghazanfer Feroz

Member

Mr. Saad Naseem

Member

SHADAB TEXTILE MILLS LIMITED



Vision & Mission

Vision:

To strive for excellence through commitments, integrity, honesty and team work.

Mission:

- Complete Satisfaction of Buyers/Consumers is our motto.
- Manufacturing of blended yarn as per the customer's requirements and market demand.
- Keeping pace with the rapidly changing technology by continuously balancing, modernization and replacement (BMR) of Plant and Machinery
- Enhancing the profitability by improving the efficiency and cost controls.
- Betterment of Mills employees as quality policy.
- Protecting the environment and contributing towards the economic strength of the country and function as a good corporate citizen.

Permissible Business:

The Company is registered as a public limited company in Pakistan and engaged in the business of manufacturing, selling, buying and dealing in yarn of all types.

SHADAB TEXTILE MILLS LIMITED



Company Profile

Company Registration No CUIIN 0007162

National Tax Number (NTN) 0657824-1

Sales Tax Registration Number (STRN) 03-08-5202013-73

Registered Office

A-601/A, City Towers, 6-K,
Main Boulevard, Gulberg II,
Lahore, Pakistan.

Site

Unit # 1
90 km. Faisalabad Road,
Naseem Abad, Shahkot.

Unit # 2
Habibabad, Pattoki, District,
Kasur

Chief Financial Officer

Muhammad Adeel Anwar Khan

Company Secretary

Atif Shahzad



Strategic / Operational Development

The management is Continuously making efforts to make BMR of the existing facilities and take new investment initiative to cope with regional competitors in technology related advantages through own resources. The management is focused toward improving in efficiencies and productivity as well as enhanced cost controls.



Strategic / Operational Development



To Diversify its
Product Line



Addition
of new
Qualities
and Blends
of Yarn



Improvement
in Production
capacity



More
efficient,
Cost
effective and
Profitable



FINANCIAL DETAILS

SHADAB TEXTILE MILLS LIMITED



Operational Highlights

	RUPEES IN THOUSANDS	
	JUNE 30	
	2023	2022
Sales – Net	5,962.782	5,297.444
Cost of Sales	-5,779,130	-4,784,455
GROSS PROFIT	183,652	512.989
Administrative & General Expenses	-140,023	-124,103
Selling & Distribution	-2,089	-10,038
	142,112	134,141
OPERATING PROFIT	41,540	378,848
Finance Cost	-137,046	-71,681
Other Charges	--	-21,678
	(95,506)	285,489
Other Income	2,933	7,008
(LOSS)/PROFIT BEFORE TAXATION	(92,573)	292,497
Taxation	-15,169	-97,242
(LOSS)/PROFIT AFTER TAXATION	(107,742)	195,255
Basic and Diluted (LOSS) earning per share	(6.49)	11.76

SHADAB TEXTILE MILLS LIMITED



Operational Highlights



SHADAB TEXTILE MILLS LIMITED Annual Report 2023

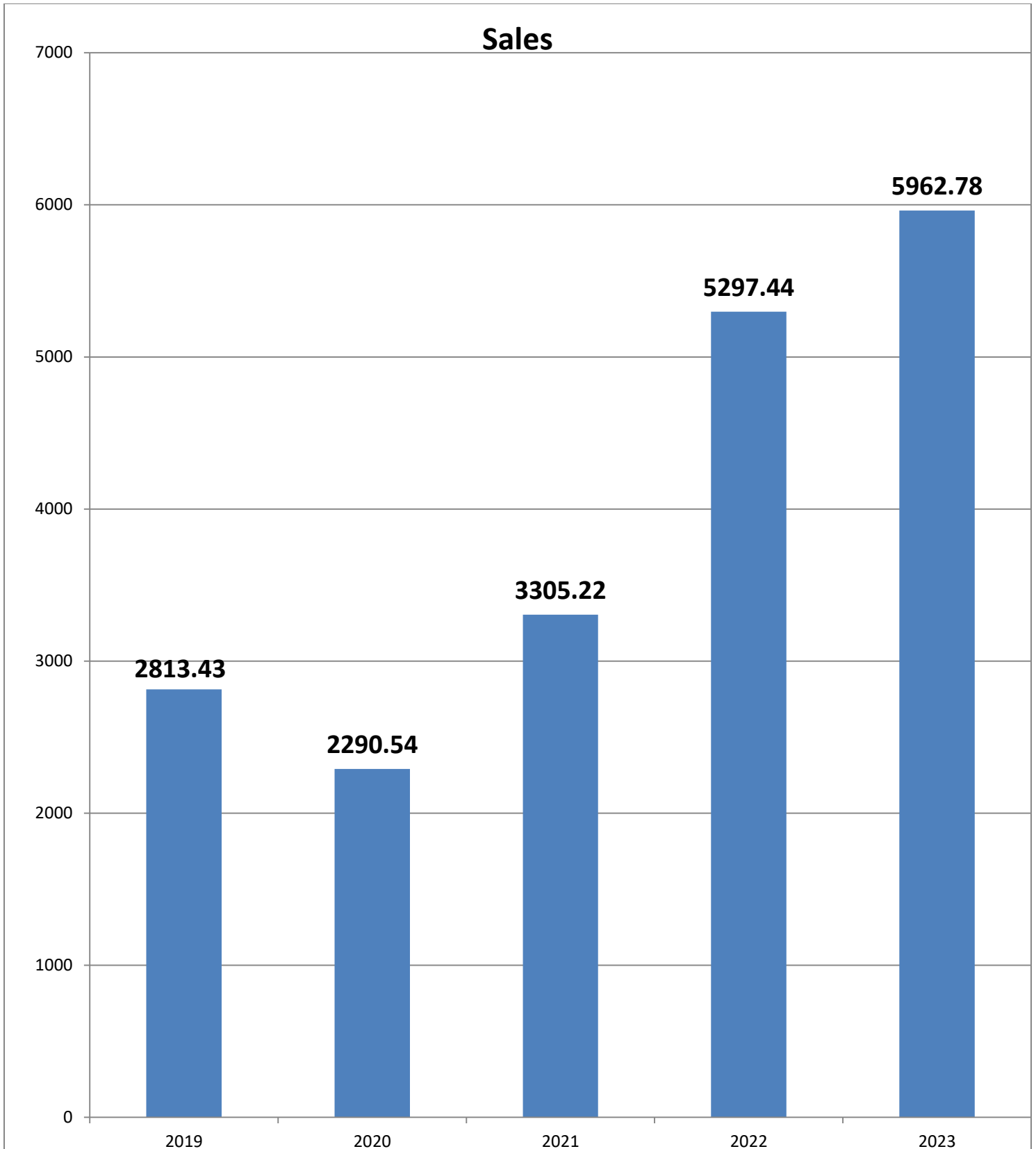
SIX YEAR'S FINANCIAL DATA AT A GLANCE

(RUPEES IN MILLION)

PARTICULARS	2023	2022	2021	2020	2019	2018
ASSETS EMPLOYED						
Property, plant and equipment	1,428.625	1,478.907	1,502.395	374.019	301.426	314.245
Right of use assets	32.788	40.985	7.551	14.993	18.741	23.426
Long term deposits	2.434	2.434	2.434	2.434	2.434	2.387
Current assets	1,385.464	1,447.569	930.517	985.012	456.427	423.679
TOTAL ASSETS EMPLOYED	2,849.311	2,969.895	2,442.897	1,376.458	779.028	763.737
FINANCED BY						
Share holders' equity	1,452.661	1,571.200	1,402.545	854.604	489.354	416.259
Long term financing	264.001	322.285	328.677	-	-	-
Gas Infrastructure Development Cess	-	-	1.074	-	-	-
Lease Liabilities	10.039	19.596	-	1.262	6.092	11.729
Deferred liabilities	104.918	114.151	107.177	32.899	10.767	14.557
Current liabilities	1,017.692	942.663	603.424	487.693	272.815	321.192
TOTAL FUNDS INVESTED	2,849.311	2,969.895	2,442.897	1,376.458	779.028	763.737
PROFIT & (LOSS)						
Sales-net	5,962.782	5,297.444	3,305.217	2,290.540	2,813.430	2,271.534
Cost of sales	5,779.130	4,784.455	2,922.424	2,160.400	2,614.441	2,172.226
Gross profit	183.652	512.989	382.793	130.140	198.989	99.308
Administrative & general	140.023	124.103	97.966	73.267	68.824	53.852
Selling & distribution	2.089	10.038	7.090	5.470	5.831	4.521
Operating profit	41.540	378.848	277.737	51.403	124.334	40.935
Finance costs	137.046	71.681	32.628	10.644	10.183	7.583
Other charges	-	21.678	17.750	4.975	7.988	2.771
	(95.506)	285.489	227.359	35.784	106.163	30.581
Other income	2.933	7.008	12.131	27.552	2.485	3.852
PROFIT / (LOSS) BEFORE TAXATION	(92.573)	292.497	239.490	63.336	108.648	34.433
Taxation	15.169	97.242	68.849	22.486	30.603	9.730
PROFIT / (LOSS) AFTER TAXATION	(107.742)	195.255	170.641	40.850	78.045	24.703
EARNING PER SHARE (Rs.)	(6.49)	11.76	10.28	3.27	24.31	8.23
Dividend paid	8.300	16.600	8.300	15.600	4.950	7.590
Number of spindles installed						
Ring	36480	33600	33600	33600	33600	33600
MVS	576	576	576	-	-	-
Number of spindles worked						
Ring	36000	33120	33120	33120	33120	33120
MVS	576	576	576	-	-	-
Number of shifts per day	3	3	3	3	3	3
Actual production converted into 20/S count (Kgs. in million)	21.322	22.998	20.017	16.287	19.082	18.343

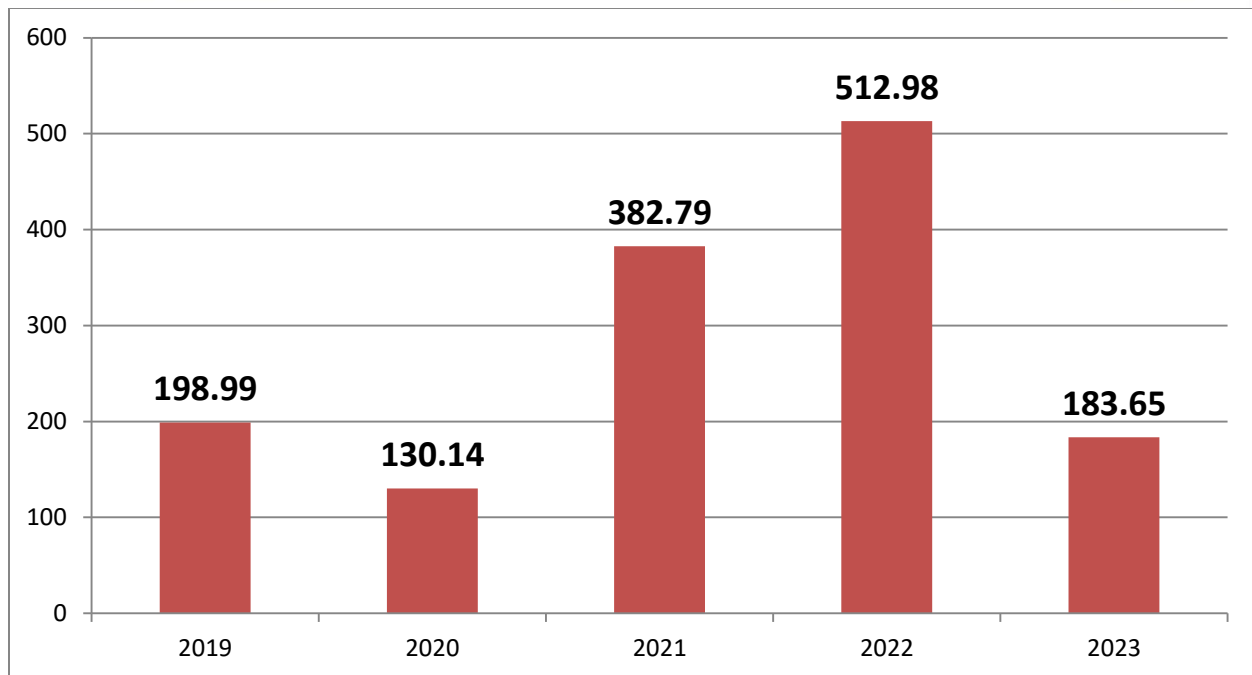


Sales Chart





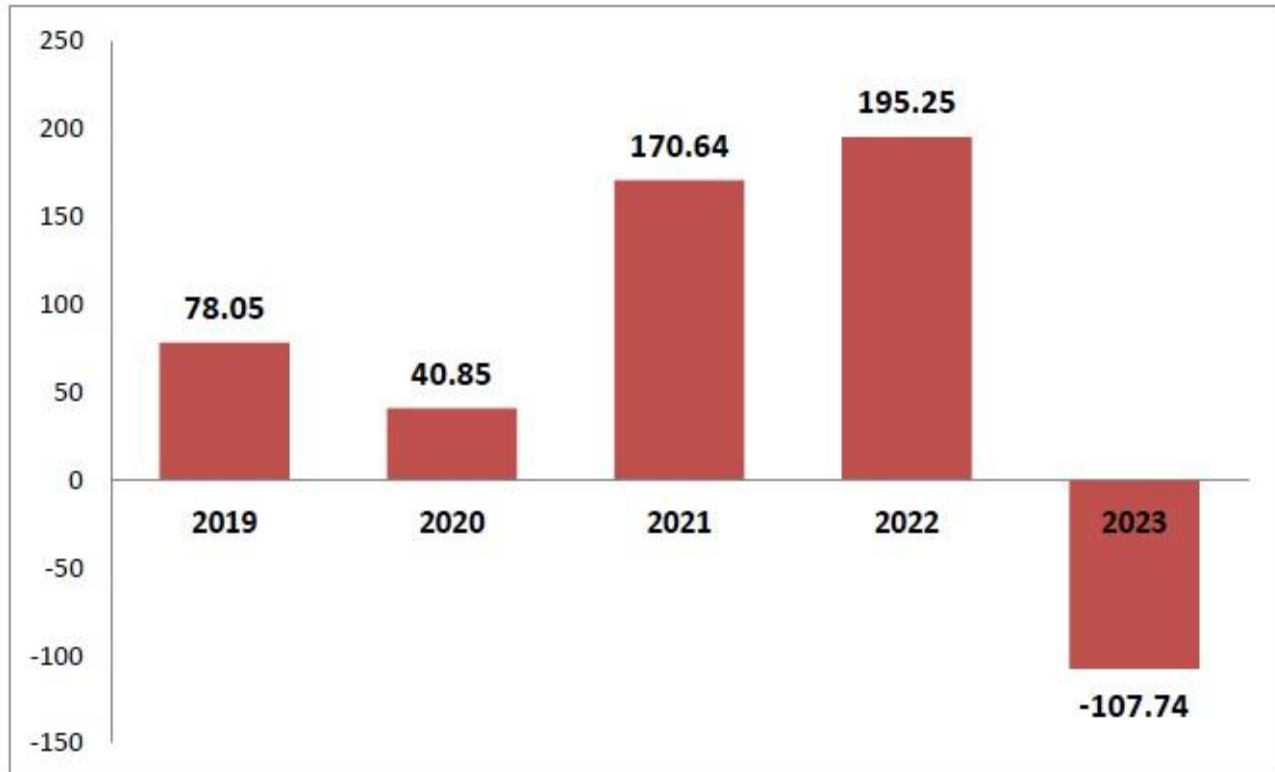
Gross Profit



SHADAB TEXTILE MILLS LIMITED



(Loss)/Profit after Tax





Income Statement

Sales Rs. 5.962
Billion (Rs. 5.297
Billion 2022)



Gross Profit
Rs. 183.652 Million
(Rs. 512.989 Million
2022)



(Loss)/Profit After
Taxation Rs.
(107.742) Million
(Rs.195.255Million
2022)



Operating Profit Rs.
41.540Million (Rs.
378.848 Million
2022)

SHADAB TEXTILE MILLS LIMITED



Muhammad Adeel
Anwar Khan
CFO





Thank You