

**CORPORATE AFFAIRS GROUP**

HO/CAG/SU/2023/209  
December 15, 2023

**The General Manager**  
Pakistan Stock Exchange Limited  
Stock Exchange Building  
Stock Exchange Road  
**Karachi**


Subject: **Corporate Briefing Session (CBS) – Allied Bank Limited**

Dear Sir,

In compliance with the requirement of Regulation No. 5.7.3 of PSX Rule Book and PSX Notice No. PSX/N-1120 dated November 02, 2023, we would like to inform you that the CBS of Allied Bank Limited for shareholders/ investors/ analysts about Bank's financial performance for the Nine Months ended September 30, 2023 is scheduled to be held on Thursday, **December 21, 2023**, at 3:30 pm (Pakistan Standard Time) at Lahore Stock Exchange's Auditorium, PSX Regional Office, Khayaban-e-Aiwan-e-Iqbal, Lahore.

The participants who wish to attend CBS via video-link are requested to register themselves as per the enclosed notice of Invitation which is also available on the Bank's website.

Yours Sincerely,



**Adeel Javaid**  
Company Secretary

**Encl:**

- Notice of Invitation
- CBS Presentation

**INVITATION**  
**Corporate Briefing Session**  
**Allied Bank Limited**

**Lahore Stock Exchange's Auditorium | Thursday | 21<sup>st</sup> December 2023 | 03:30 pm**

You are cordially invited to the Corporate Briefing Session of **Allied Bank Limited (ABL)** wherein the Bank's senior management shall brief the participants on the bank's strategic/ operational development, financial performance and future outlook, followed by a Q&A session.

**Speaker - Mr. Mansoor Zaighum FCA – Group Head Finance**

**Agenda**

- Company brief
- Strategic and Operational developments
- Review of the ABL's performance for nine months ended September 30, 2023
- Question & Answer session

**Company Profile**

ABL provides banking services in Pakistan and internationally. It operates through Corporate & Investment Banking, Consumer and Retail Banking, Trading and Sales (Treasury), Islamic Banking and Digital Banking. The Bank operates vide **1,474 Branches**, including 122 Islamic banking branches, 17 Digital branches, 1 branch in Karachi Export Processing Zone, and 1 Wholesale Banking Branch in Bahrain, and **1,569 Automated Teller Machines**.

The shareholders/ investor/ analysts interested in participating in the Corporate Briefing Session through video-link are requested to get themselves registered by sending their particulars at [Sikander.ali@abl.com](mailto:Sikander.ali@abl.com) by close of business hours (5:30 PM) on Tuesday, December 19, 2023.

The link to video connectivity will be sent to registered shareholders/ investor/ analysts on their shared email address by Wednesday, December 20, 2023 for interactive session.

**For any query and issues, please contact:**

**Mr. Sikander Ali Khan – Unit Head Strategic Planning**

Email - [Investor.Relations@abl.com](mailto:Investor.Relations@abl.com)

Contact - +92-42-35880043 Ext: 32637





# Financial Presentation – September 2023



# Contents



3-5

ABL at Glance  
Core Values & Insights

6-13

Awards, Key Operational Milestones  
& Economic Highlights

14-15

Highlights Balance Sheet

16

Highlights Profit & Loss

17

Investments

18

Advances &  
Asset Quality

19

Deposits

20

Key Ratios &  
Channels

21

Stock Market  
Information

22-27

Ratings / Annexure



# ABL at Glance

**Rep Offices: 2**

UAE-Dubai  
China-Beijing

**ATMs: 1,569**

On-site: 1,316  
Off-site: 248  
MBU: 5

**Corporate  
Governance  
Rating**

CGR 9++

**Domestic  
Branches: 1,474**

Conventional: 1,335  
Islamic: 122  
Digital: 17

**Subsidiary**

ABL Asset  
Management Co. Ltd.

Holding 100%

**Entity Credit  
Rating**

Long Term: AAA  
Short Term: A1+

**Overseas  
Branches: 2**

Bahrain WBU  
Export Processing Zone

**Digital Touch  
Points**

20



# ABL Core Values & Strategic Objectives

## Innovation and Growth

Augmenting financial inclusion of unbanked population through innovative & diversified technologies, building customers' confidence through convenient delivery channels and product design.

## Excellence in Service

Continuous re-engineering of policies, procedure, Standard Operating Procedures, Service Level Agreements & Turn Around Times ensuring operational efficiencies through effective management

## High Performance

Enhancing Brand Image and creating shareholders' value through sustainable performance, while optimizing return against acceptable risk appetite.

## Integrity

Instilling a culture of ethics & responsibility among Human Resource & becoming employer of choice for top professionals





# Insight on ABL Business Groups

## Corporate & Investment Banking

- Developing long term relationships to maintain corporate loan book
- Offering a wide range of investment banking solutions
- Maintaining Banks Capital market portfolio

## Commercial & Retail Banking

- Undertaking all facets of liability business to expand Bank's deposit base
- Promote financing to SME and Agri based obligors in line with Banks risk appetite

## Digital Banking

- Focused to shifting Bank's orientation towards the 'Digital Banking Age'.
- Striving to augment the digitized product suite to align with evolving virtual environment.

## Treasury

- Providing optimal solutions to the customers including a wide array of FX spot, forward & discounting products.

## Islamic Banking

- Offering diverse Shariah compliant services to better serve the niche Islamic Banking Market.

## Special Asset Management

- Engaged in recovery against non-performing assets while being a focal point for remedial measures related to fraud.

# Awards and Accolades

1

**The Banker**  
 “Bank of the Year” in Pakistan 2023




2

**FinanceAsia**  
 “Best Domestic Bank in Pakistan 2023”



3

**Asia Money**  
 “Best Bank for Diversity & Inclusion” in Pakistan 2023



4

**Pakistan Digital Awards 2023**  
 “App & Web-Enabled Market Awards-myABL Digital Banking App”



5

**CFA Society Pakistan**  
 Runner-up in Best Bank in ESG 2023



6

**Pakistan Society Human Resource Management (PSHRM)2**

- Best of the Best Company 2023 Award in Pakistan.
- Best Place to Work in Top 10 Large Organizations Category”.
- Best Place to Work – “Winner” in Banking Industry



7

**National Forum for Environment and Health (NFEH)**

- Corporate Governance
- Women Welfare, Empowerment & Development
- Green Energy Initiatives
- Technology, Innovation & Invention







# Key Operational Milestones

## Augmenting Financial Inclusion

- ✓ **Enhanced Pakistan's first myABL WhatsApp Banking service by adding new features including:**
  - ❖ **Mobile Top-up;**
  - ❖ **Withholding Tax Certificate; and**
  - ❖ **Account Statement.**
- ✓ **Introduced industry first Allied Freelancer Account to cater needs of freelancers.**
- ✓ **Expanded e-Commerce payments and alliances with leading merchants.**
- ✓ **RAAST Payment P2M "Person-to-Merchant" Feature is incorporated in myABL app.**
- ✓ **Revamped myPDA (myPakistan Digital Account) journey in terms of adding new technologies i.e., Optical Character Recognition (OCR) and Artificial Intelligence (AI), reduced number of clicks for customer's convenience and extended product.**
- ✓ **Payday loan feature (Advance Salary) has been extended to 99 companies, during the period.**
- ✓ **Opened 21 Conventional Branches and 25 Islamic Banking Windows (Total Branches 1474 and Islamic Banking Windows 160).**
- ✓ **"42" new Automated Teller Machines (ATMs) added (Total: 1569).**
- ✓ **Total Mobile Banking Units are 5.**
- ✓ **Opened 1,158,000+ new accounts during the period to reach the total at 7,611,000+ as on September 30, 2023 including the mobile wallets.**



# Key Operational Milestones

**Enhancing Brand  
Image &  
Shareholders Value**

- ✓ Total assets surpassed Rs. 2 Trillion.
- ✓ Bank of the year 2023 – (Pakistan) Award by “The Banker”, 3<sup>rd</sup> year in a row.
- ✓ FinanceAsia Country Awards – Best Domestic Bank in Pakistan, 2<sup>nd</sup> year in a row.
- ✓ Asiamoney - Best Bank for Diversity & Inclusion in Pakistan 2023.
- ✓ Pakistan Society for Human Resource Management for
  - ❖ Best of the Best Company 2023 Award in Pakistan.
  - ❖ Best Place to Work in Top 10 Large Organizations Category”.
  - ❖ Best Place to Work – “Winner” in Banking Industry.
- ✓ CFA Society Pakistan – Runner-up for Best Bank in ESG 2023.
- ✓ App & web-Enabled Market Awards-myABL Digital Banking App – Pakistan Digital Awards 2023.
- ✓ National Forum of Environment and Health (NFEH) Award for Corporate Governance, Technology, Innovation and Inventions, Women Welfare, Empowerment & Development, Green Energy Initiatives.
- ✓ Stable dividend stream and increasing equity.



# Key Operational Milestones

Employer of  
Choice for top  
Professionals

- ✓ Allied Leadership Talent Pipeline (ALTP) Phase-2 to ensure effective succession planning at the senior management level.
- ✓ RISE program has been completed to ensure effective succession planning at the Middle level management.
- ✓ 3 Management Development Centers (MDCs) are currently operational.
- ✓ Conducted training of the employees based on Training Need Analysis for the year 2023, Training coverage of 9,905 unique employees.
- ✓ Training program at LUMS on 'Leading and Developing a Customer-Centric Culture' for 102 employees.
- ✓ Customized Training Program on Artificial Intelligence (AI) at LUMS.
- ✓ Subscription of 'Coursera for Teams' licenses for 500 employees including all Group Heads, Divisional Heads, Regional Heads and selected individuals from ITG and DBG.
- ✓ The Knowledge at Sight (KAS) feature was launched on the mLearning Application, with 8,712 visits recorded by September 30, 2023.
- ✓ Conducted Women Leadership Development Program for high potential female employees.
- ✓ Employee Excellence Awards and Recognition Program 2023; This recognition program comprises of the following Award categories:
  1. Employee of The Quarter – (Business & Support Functions);
  2. Employee of the Year – 16 employees (Business & Support Functions).



# Key Operational Milestones

Employer of  
Choice for top  
Professionals

- ✓ **Quarterly Performance Bonus – ITG/DBG:** HRG successfully developed and implemented quarterly performance bonus program, in ITG and DBG, based on healthy competition and to reward accelerated performance, in timely manner.
- ✓ **To counter the post-pandemic stress,** training sessions and wellness programs on ‘Work-life Balance’, ‘Yoga for Self-Care’ and ‘Stress Management’ were arranged for employees. Special awareness sessions related to ‘Pink Ribbon’/ ‘Pinktober’ were conducted for our female employees.
- ✓ **Introduction of Blue Ribbon (for male employees health),** along with expansion of Pink Ribbon related initiatives so as to cover whole population;
- ✓ **In line with the Bank’s vision for being an equal opportunity employer and to facilitate our female colleagues,** ABL initiated ‘Employee Pink Scooty Loan’ facility for female employees of the Bank.
- ✓ **Center for Assessment Research & Employees performed, “Periodic Evaluation of Management Trainee Information Technology (MTIT’s)”** in 2023.
- ✓ **Carried out Psychological assessment for elevation for the position of Regional Heads and junior Cadre 2023 .**
- ✓ **Learnability assessment and personality profiling of 801 candidates from various MTO batches;**
- ✓ **Competency assessment conducted during the induction process of a batch of MTOs conducted for 1876 candidates throughout the year 2023.**





# Key Operational Milestones

## Operating Effectiveness

- ✓ Completed installation of additional '100" Digital signage Machines (Total DSMs 1,375)
- ✓ Robotic Process Automation is being developed to cater repetitive file processing tasks; particularly to limit the interaction with multiple systems and reduction in turn around time.
- ✓ The Bank has developed cross-platform Android & iOS based Mobile application that has the capability to monitor ATM Network in real time.
- ✓ Incorporation of Static QR Code at Letter of Thanks (LoT) & Half Yearly SoA/eSoA.
- ✓ Inclusion of Credit Worthiness Reports (CWR) on banks portal to reduce TAT of Trade transactions & cost effective for the obligors.
- ✓ Issuance of SWIFT Based Guarantees – a quick and secure mode of transmission, eliminating manual verification, mitigation of fraud/forgery risk and cost effective in terms of paper, printing and handling.
- ✓ Online LG verification is implement; customers can now verify ABL issued Guarantees online through ABL Website. It will improve Verification TAT, printing & courier cost, mitigation of forgery risk and a step towards paperless environment.
- ✓ 2nd Highest acquirer Automated Teller Machines (ATM); ATM uptime 95%.

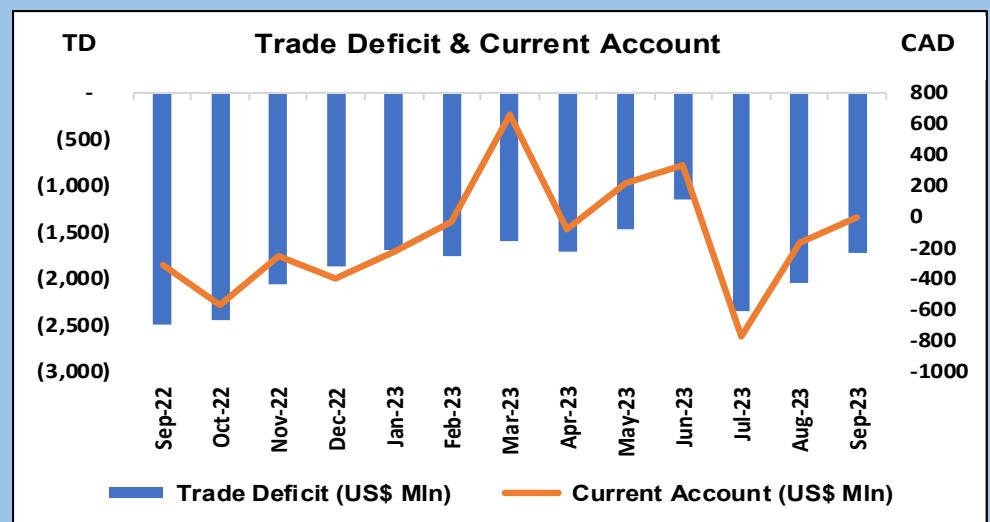
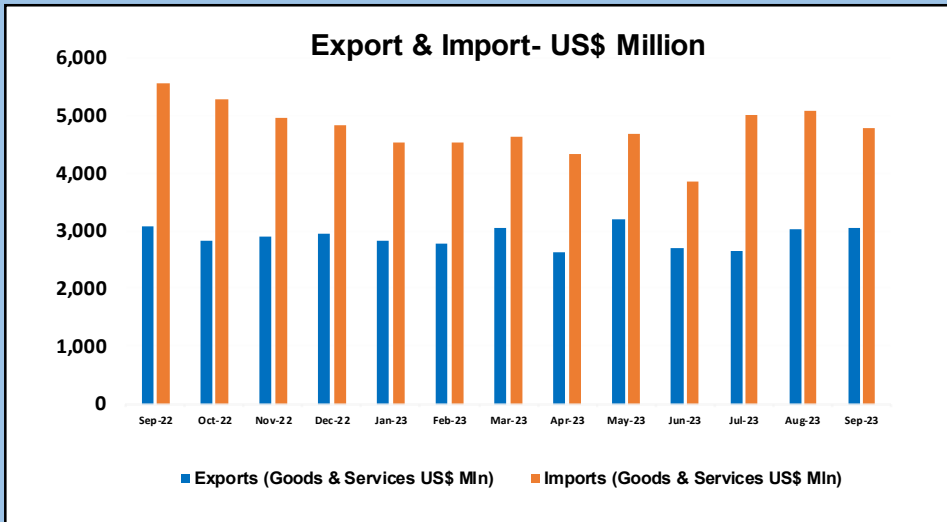
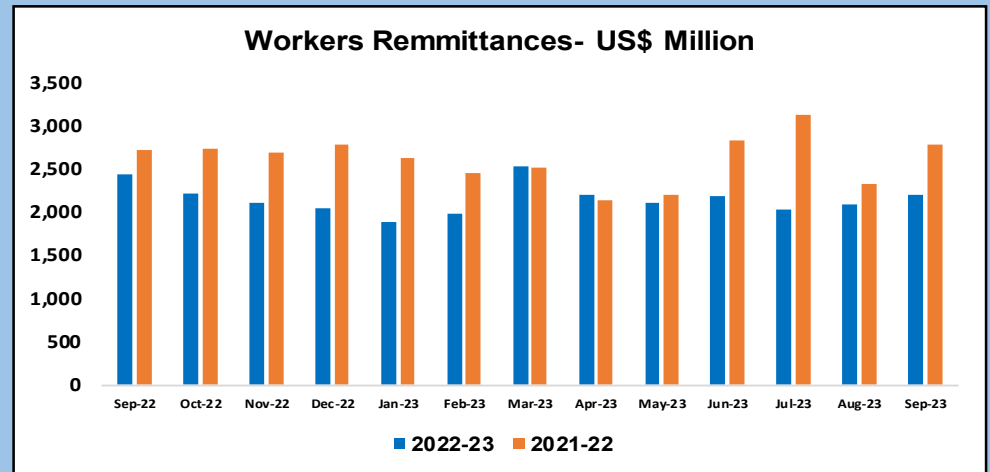
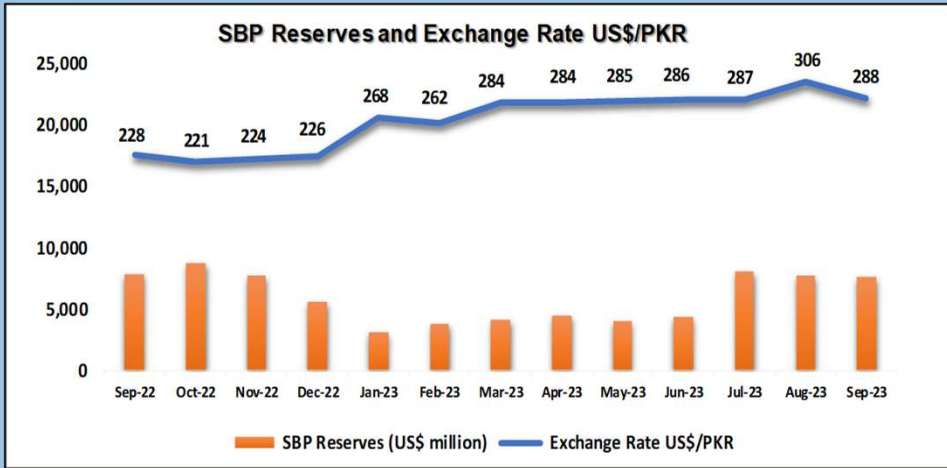


# Key Operational Milestones

## Enhanced Focus on Digitization

- ✓ Established 17 Digital Branches.
- ✓ Enrich the “myABL Personal Internet Mobile Banking App” with enhanced features.
- ✓ Roshan Digital Account (RDA) enhanced with the additional features.
- ✓ Biometrically enabled ATM network of 1565+ ATMs.
- ✓ ABL has upgraded the Enterprise Service Bus with latest version and infrastructure, which has helped ABL to support digital transformation.
- ✓ Allied Bank introduced QR codes for sending money through myABL instead of inputting lengthy account numbers.
- ✓ Upgraded the financial switch IRIS with latest infrastructure along with the compatibility of Oracle 19c database, which has helped to maintain a 95% ATM uptime.

# Economic Highlights



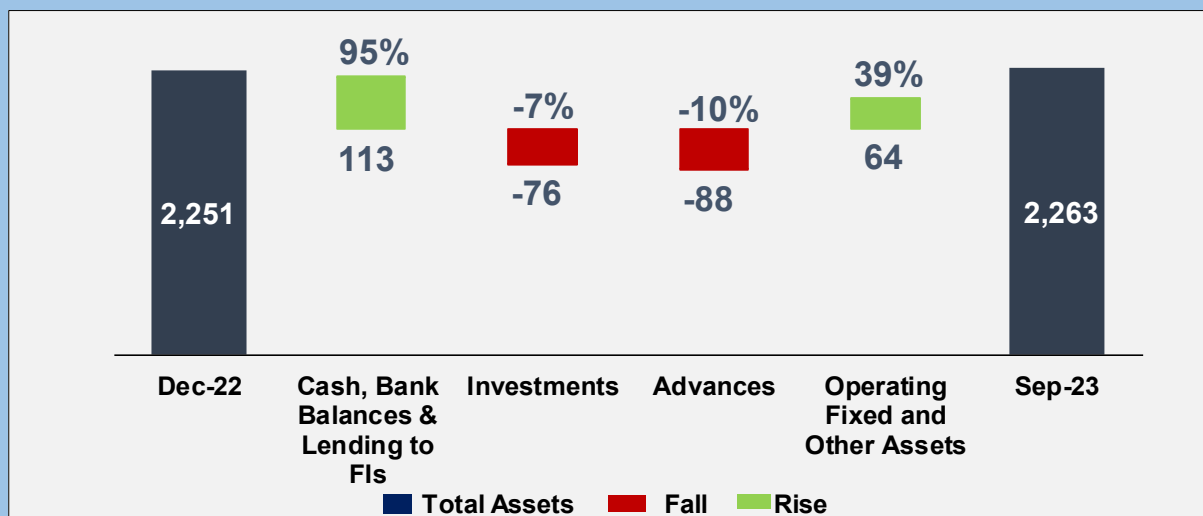
# Highlights Financial Position (Assets)

(Rs. in Billion)

## Net Advances

**Rs.757**

Net Advances reached at Rs. 757 billion as on Sep 30, 2023; decreased by 10% as against Rs. 846 billion as on Dec 31, 2022.



## Net Investments

**Rs.1,047**

Net Investments reached at Rs. 1,047 billion (decreased by 7%).

## Total Assets

**Rs.2,263**

Total Assets reached at Rs. 2,263 billion (increased by 1%).

Particulars	Sep' 23	Dec' 22	ABL Growth	Industry Growth
Cash, Bank Balance & Lending to FI's	233	120	95%	58%
Investments - Net	1,047	1,123	-7%	26%
Advances - Net	757	846	-10%	-1%
Operating Fixed and Other Assets	226	163	39%	38%
<b>Total Assets</b>	<b>2,263</b>	<b>2,251</b>	<b>1%</b>	<b>21%</b>



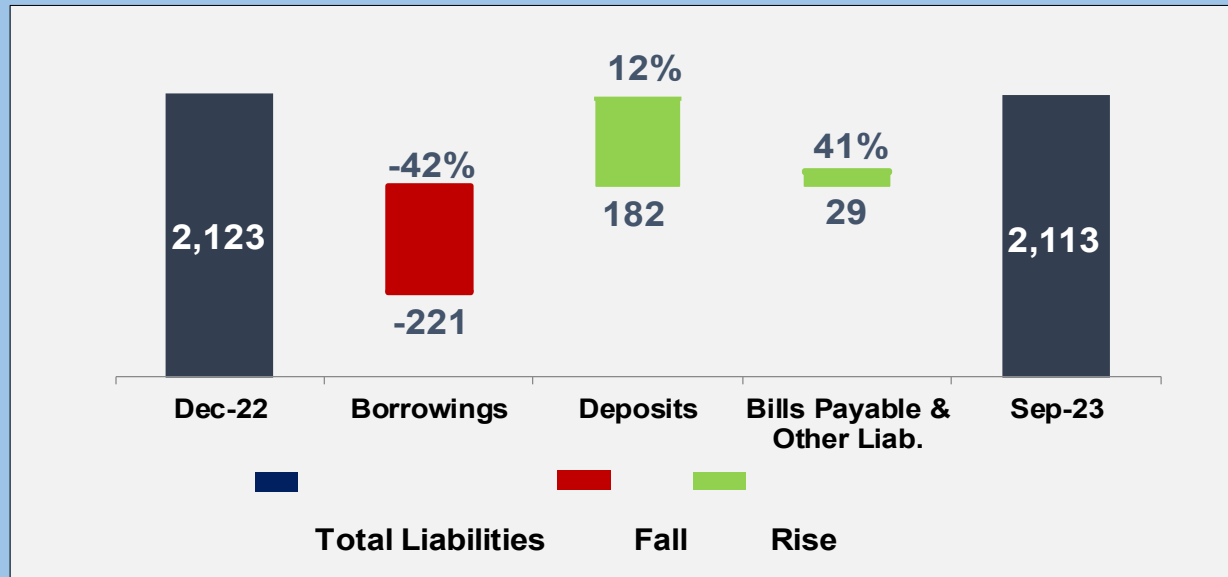
# Highlights Financial Position (Liabilities)

(Rs. in Billion)

## Total Equity

**Rs.151**

Total Equity stood at Rs. 151 billion; increased by 18% (Dec 2022: Rs. 128 billion)  
CAR: 22.61%; as at Sep 2023 (Dec 2022: 19.74%); Industry CAR Jun'23 :17.8%



## Deposits

**Rs.1,704**

CASA Sep'23 Stood at: 81%

Deposits aggregated to reach at Rs. 1,704 billion; increased by 12% as compared to Industry growth of 17%.

## Total Liabilities

**Rs.2,113**

Total Liabilities stood at Rs. 2,113 billion (decreased by 0.5%)

Particulars	Sep' 23	Dec' 22	ABL Growth	Industry Growth
Borrowings	309	530	-42%	33%
Deposits and Other Accounts	1,704	1,522	12%	17%
Bills Payable & Other Liabilities	99	70	41%	21%
<b>Total Liabilities</b>	<b>2,113</b>	<b>2,123</b>	<b>-0.5%</b>	<b>21%</b>

# Highlights Income Statement

(Rs. in Million)

## Profit before Tax

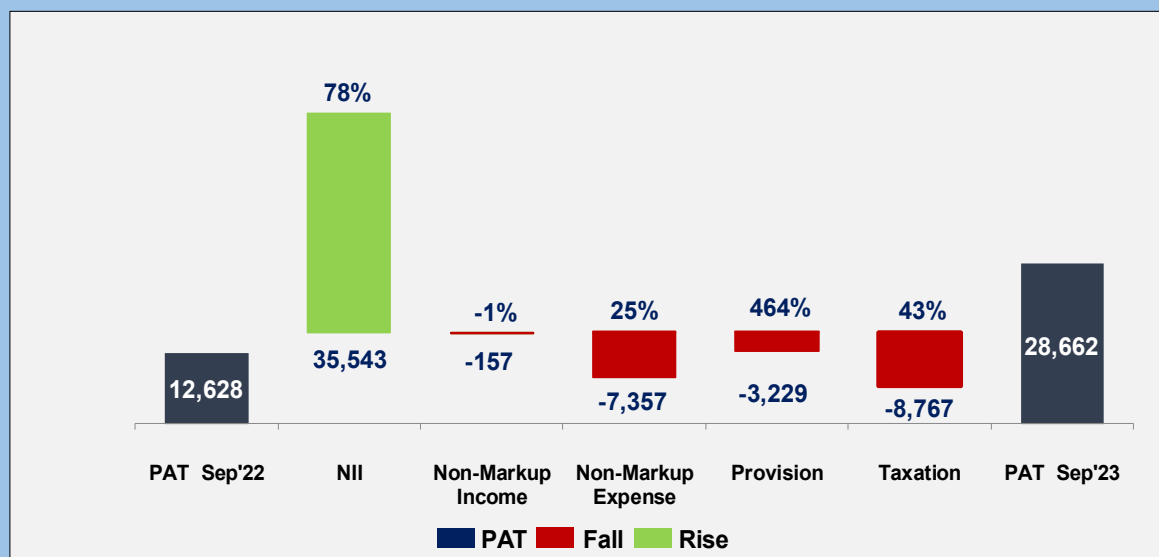
**Rs.57,824**

Profit before Tax reached at Rs. 57,824 million; increased by 75%

## Profit after Tax

**Rs. 28,662**

PAT marked at Rs. 28,662 million during the period under review, depicting a remarkable growth of 127%. EPS stood at Rs. 25.03 (Sep 2022; Rs. 11.03)



Particulars	Sep'23	Sep'22	Growth
Interest Income	264,341	147,552	79%
Interest Expense	183,356	102,110	80%
<b>Net Interest Income (NII)</b>	<b>80,985</b>	<b>45,442</b>	<b>78%</b>
Non Markup Income	16,171	16,328	-1%
Gross Income	97,156	61,770	57%
Non Markup Expense	36,799	29,442	25%
Profit Before Provisions	60,357	32,328	87%
Provision Charge/ (Reversal)	2,532	(697)	464%
Profit Before Taxation	57,824	33,024	75%
Taxation	29,163	20,396	43%
Profit After Taxation (PAT)	28,662	12,628	127%
Earnings Per Share (EPS)	25.03	11.03	127%

## Net Interest Income

**Rs.80,985**

Net Interest Income (NII) stood at Rs. 80,985 million during period under review; increased by 78%

Fee & Commission and Dividend Income increased by 30% for the nine months ended Sep 2023.

Non-Markup Income recorded at Rs. 16,171 million; decreased by -1%.

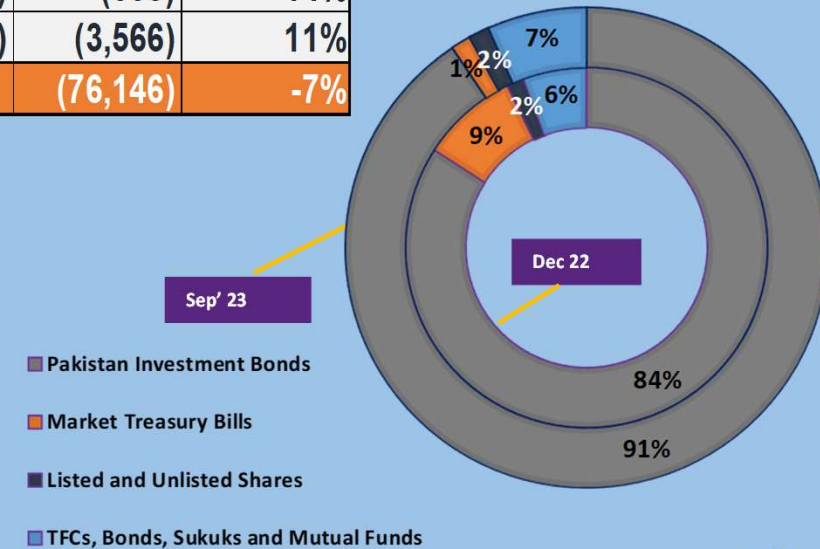
Foreign Exchange income reached at Rs. 5,781 million for the nine months ended Sep 2023 (Sep 2022; Rs. 7,142 million), showing decrease of 19%.

# Investments

(Rs. in Million)

Investments	Sep'23	Dec'22	Var.	Growth
Pakistan Investment Bonds	982,575	973,128	9,448	1%
Market Treasury Bills	14,801	100,237	(85,435)	-85%
Listed and Unlisted Shares	15,397	18,644	(3,247)	-17.4%
TFCs, Bonds, Sukuks and Mutual Funds	71,734	64,743	6,991	11%
Subsidiary	500	500	-	0%
<b>Investments at Cost</b>	<b>1,085,008</b>	<b>1,157,252</b>	<b>(72,245)</b>	<b>-6%</b>
Provision for diminution in value of investments	(2,656)	(2,321)	(335)	14%
*Surplus / (Defiict) on Revaluation of Securities	(35,380)	(31,814)	(3,566)	11%
<b>Investments at Carrying Value</b>	<b>1,046,972</b>	<b>1,123,117</b>	<b>(76,146)</b>	<b>-7%</b>

*Surplus / (Deficit) on revaluation of securities	Sep'23	Dec'22
Pakistan Investment Bonds	(26,915)	(19,876)
Market Treasury Bills	1	(971)
Listed and Unlisted Shares	2,956	573
TFCs, Bonds, Sukuks and Mutual Funds	(11,422)	(11,541)
<b>Surplus / (Deficit) on revaluation of securities</b>	<b>(35,380)</b>	<b>(31,814)</b>





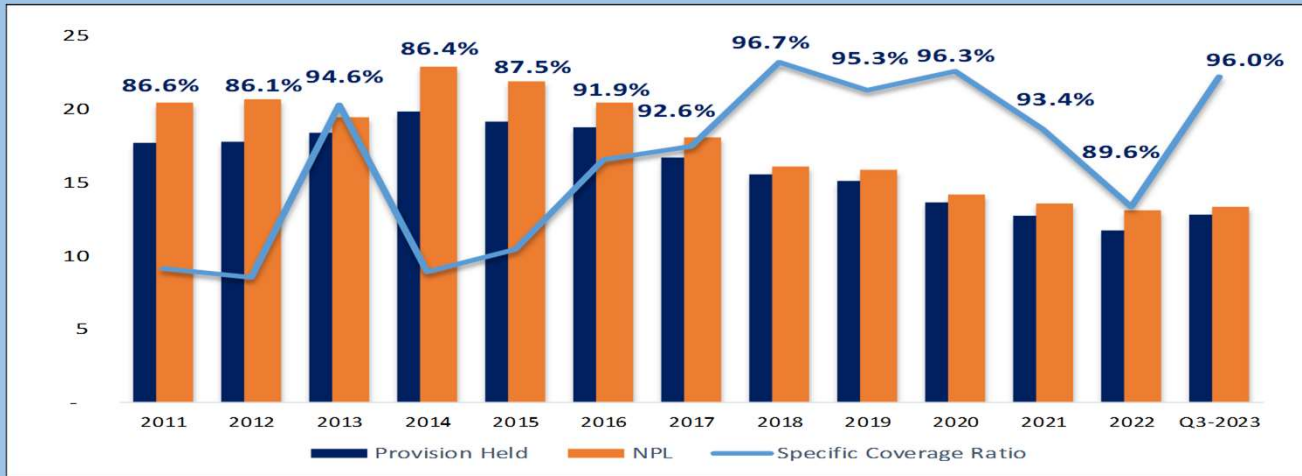
# Advances & Asset Quality

(Rs. in Billion)

## Gross Advances

**Rs. 770**

Gross advances stood at Rs.770 billion (10%↓) (Industry advances;0.5%↓)



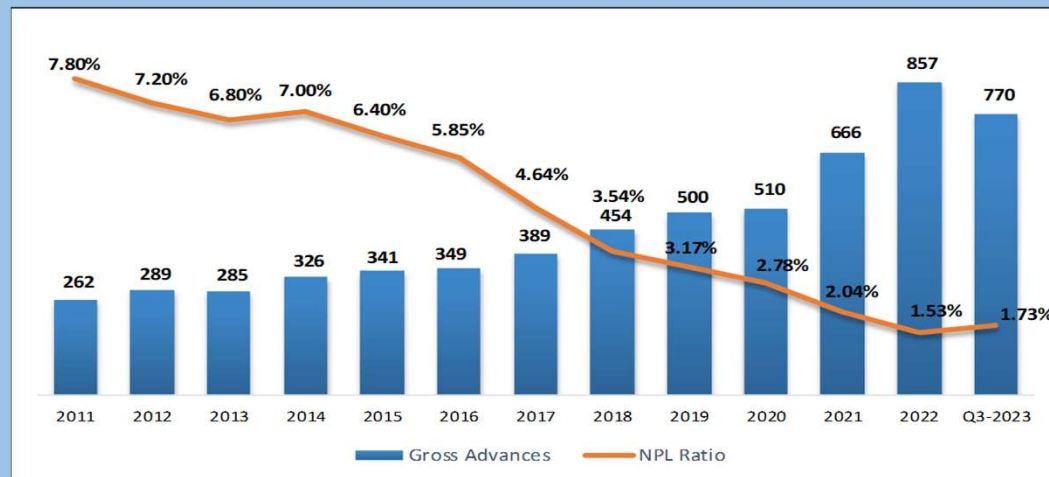
## NPLs

**Rs.13.3**

- NPLs at Rs.13.3 billion (2%↑)
- NPL Ratio 1.73% (0.20%↑); Industry Jun'23: 7.4%
- Specific NPL Coverage 96.0% (6.4%↑) & Overall NPL Coverage at 98.14%; Overall Industry Jun'23: 94.4%

## Key Lending sectors:

- Non-Financial Public Sector Enterprises (NFPSE)
- Non-Banking Financial Institution (NBFIs)
- Textiles
- Government (Including Govt. Trusts & Corporate Bodies)
- Non-metallic Minerals
- Information and Communication
- Utilities



## Gross ADR

**45%**

Gross ADR ratio reached at 45% (Industry Sep'23 Gross ADR: 45.1%)



# A Deposits

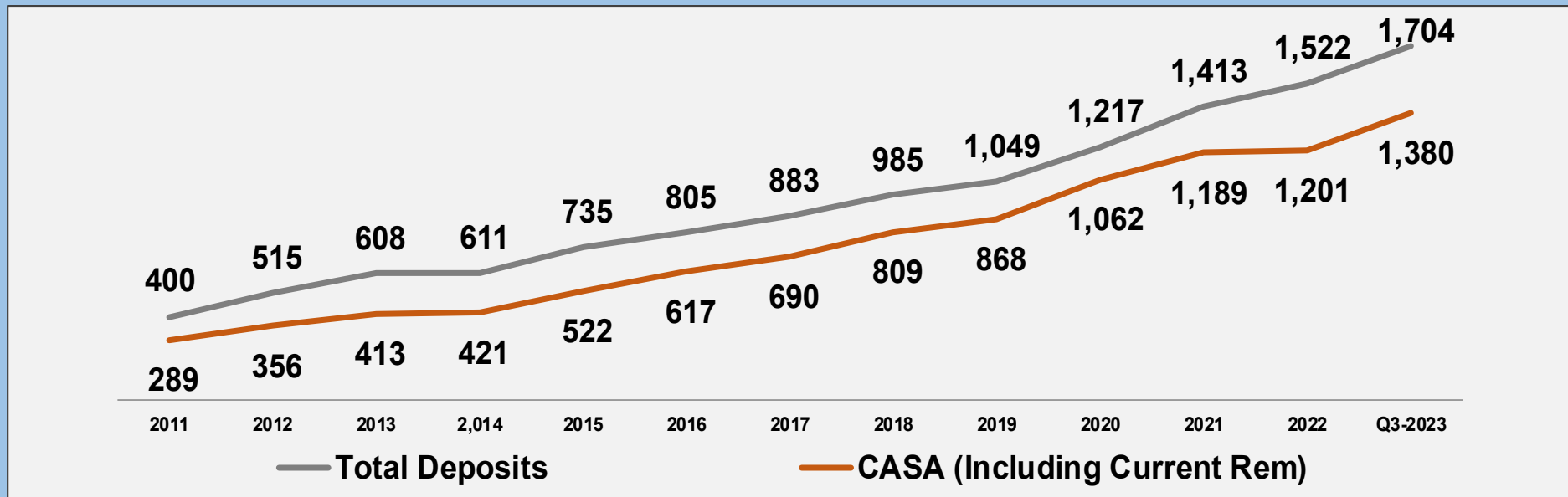
(Rs. in Billion)

Particulars	Sep' 23	Dec' 22	Var (%)
Current	699	609	15%
Saving	681	592	15%
Term	325	321	1%
<b>Total Deposits</b>	<b>1,704</b>	<b>1,522</b>	<b>12%</b>

Market Share: 6.5%

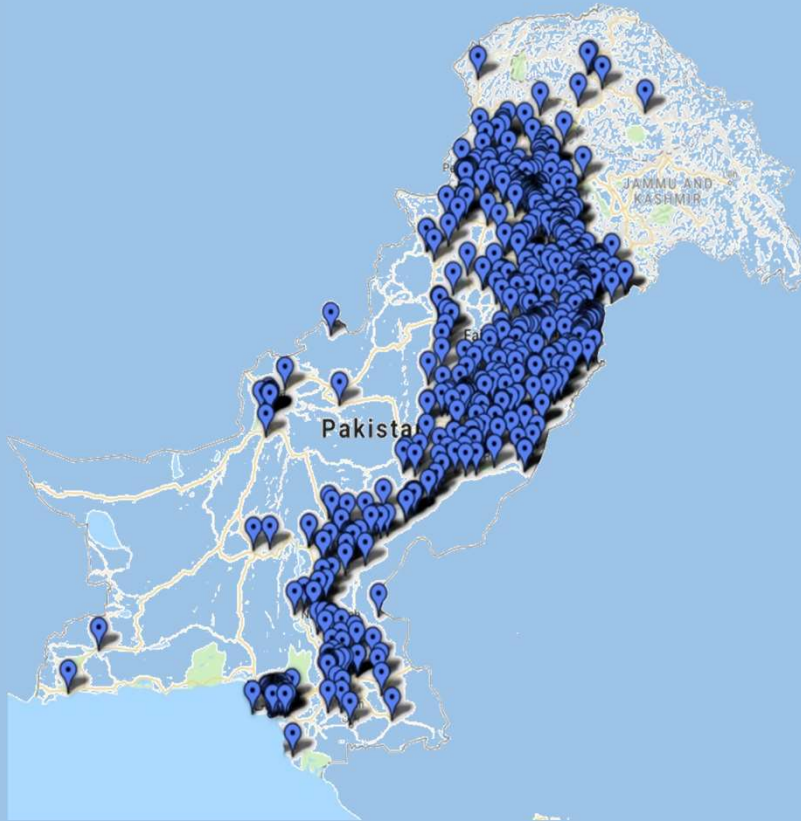
Industry Growth: 17.1%

ABL CASA Mix: 81%





# Key Ratios & Channels



Key Ratios			
Particulars	Sep'23	Dec'22	Variance
Return on Assets (%)	1.7%	1.0%	0.7%
Return on Equity (Tier I) (%)	28.6%	18.4%	10.2%
Capital Adequacy Ratio (%)	22.61%	19.74%	2.87%
Channels	Sep' 23	Dec' 22	Growth
<b>Total Branches</b>	<b>1,474</b>	<b>1,453</b>	<b>21</b>
Conventional	1,352	1,336	16
Islamic	122	117	5
<b>Total Automated Teller Machines (ATMs)</b>	<b>1,569</b>	<b>1,572</b>	<b>(3)</b>
On-site	1,316	1,296	20
Off-site	248	271	(23)
Mobile Banking Units	5	5	-
ATM Network Uptime (%)	95.47%	95.86%	-0.39%
Digital Touchpoints	20	18	2
Digital vs Counter Transactions	77:23	74:26	3%
Islamic Windows	160	135	25

# Stock Market Data

Pakistan Stock Exchange Code: ABL

Bloomberg Code: ABL PA

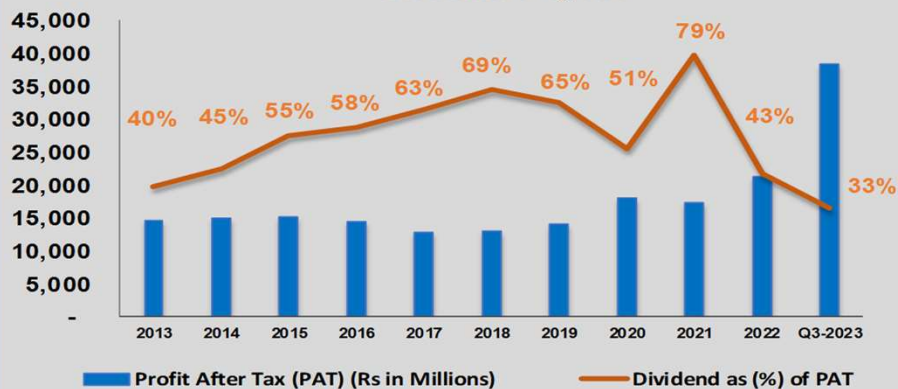
Shares Outstanding (mln): 1,145.07

Market Capitalization (Rs. bln): 80.166

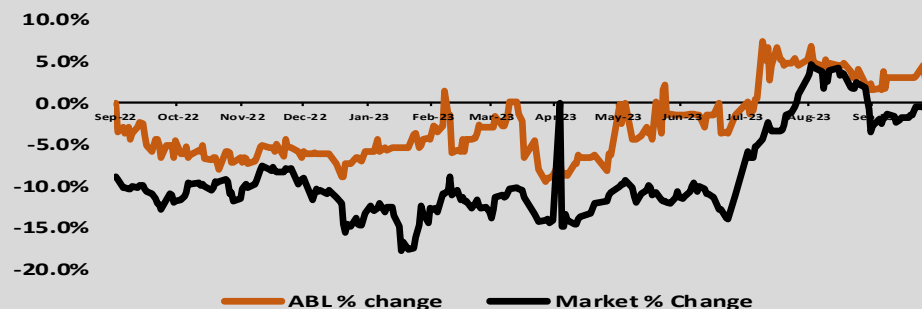
Stock Price as at Sep 30, 2023: Rs.70.01

Period High/Low: 73.00/67.05

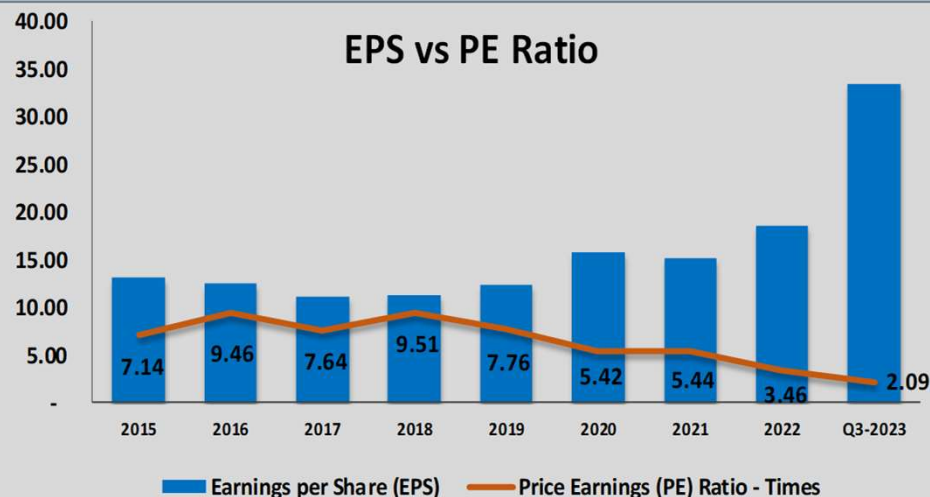
Dividend Payout



Allied Bank Limited (ABL) Stock Price vs Market - Trend



EPS vs PE Ratio





# Corporate Governance & Ratings

## Entity Rating

PACRA



- AAA (Long Term)
- A1+ (Short Term)
- A very low expectation of credit risk emanating from a very strong capacity for timely payment of financial commitments and not being significantly vulnerable to foreseeable events

## CGR

VIS Credit Rating Company



- CGR-9++ (Corporate Governance Rating)
- Very high level of corporate governance; the rating action takes into consideration the continued commitment of the board and management of the Bank to maintain a sound governance framework.

## Deposits

Moody's



- Caa3/NP
- Outlook Stable, in line with Stable outlook on the sovereign rating.
- Stable Outlook reflects bank's stable local currency funding & liquidity and resilient earnings-generating capacity



# Annexures

**Annexure A**  
Statement of Financial Position - Standalone

**Annexure B**  
Statement of Financial Position - Consolidated

**Annexure C**  
Income Statement - Standalone

**Annexure D**  
Income Statement - Consolidated



# Statement of Financial Position : Standalone

ASSETS	Rs. in Million			US\$ in Million			Growth
	Sep'23	Dec'22	Variance	Sep'23	Dec'22	Variance	
Cash and Balances with Banks	133,547	91,353	42,194	464	317	147	46%
Lending to FIs	99,121	28,222	70,899	344	98	246	251%
Investments - net	1,046,972	1,123,117	(76,145)	3,639	3,903	(265)	-7%
Advances - net	757,226	845,640	(88,414)	2,632	2,939	(306)	-10%
Operating fixed assets	91,893	84,442	7,450	319	293	26	9%
Other Assets	134,455	78,198	56,257	467	272	195	72%
<b>TOTAL ASSETS</b>	<b>2,263,213</b>	<b>2,250,973</b>	<b>12,241</b>	<b>7,866</b>	<b>7,823</b>	<b>43</b>	<b>1%</b>
<b>LIABILITIES</b>							
Deposits	1,704,479	1,522,297	182,182	5,924	5,291	633	12.0%
Borrowings	308,986	530,414	(221,428)	1,074	1,843	(770)	-42%
Bills Payable	9,759	14,160	(4,401)	34	49	(15)	-31%
Other Liabilities	89,431	56,290	33,141	311	196	115	59%
<b>TOTAL LIABILITIES</b>	<b>2,112,655</b>	<b>2,123,161</b>	<b>(10,506)</b>	<b>7,342</b>	<b>7,379</b>	<b>(37)</b>	<b>0%</b>
<b>NET ASSETS</b>	<b>150,558</b>	<b>127,811</b>	<b>22,747</b>	<b>523</b>	<b>443</b>	<b>80</b>	<b>17.8%</b>
<b>EQUITY AND RESERVES</b>							
Share Capital	11,451	11,451	-	40	40	-	0%
Reserves & Unapprop. Profit	134,049	111,088	22,961	466	386	80	21%
Equity-Tier I	145,499	122,539	22,961	506	426	80	19%
<b>Total Equity</b>	<b>150,558</b>	<b>127,811</b>	<b>22,745</b>	<b>523</b>	<b>443</b>	<b>80</b>	<b>18%</b>



# Statement of Financial Position : Consolidated

ASSETS	Rs. in Million			US\$ in Million			Growth
	Sep'23	Dec'22	Variance	Sep'23	Dec'22	Variance	
Cash and Balances with Banks	133,547	91,344	42,203	464	317	147	46%
Lending to FIs	99,121	28,222	70,899	344	98	246	251%
Investments - net	1,050,261	1,126,717	(76,456)	3,650	3,916	(267)	-7%
Advances - net	756,460	844,219	(87,759)	2,629	2,934	(305)	-10%
Operating fixed assets	92,246	84,797	7,449	321	295	26	9%
Other Assets	134,898	78,574	56,324	469	273	195	72%
<b>TOTAL ASSETS</b>	<b>2,266,533</b>	<b>2,253,873</b>	<b>12,660</b>	<b>7,877</b>	<b>7,833</b>	<b>44</b>	<b>1%</b>
<b>LIABILITIES</b>							
Deposits	1,704,350	1,522,276	182,074	5,923	5,290	633	12%
Borrowings	308,986	530,414	(221,428)	1,074	1,843	(770)	-42%
Bills Payable	9,759	14,160	(4,401)	34	49	(15)	-31%
Other Liabilities	90,056	56,758	33,298	313	197	116	59%
<b>TOTAL LIABILITIES</b>	<b>2,113,151</b>	<b>2,123,608</b>	<b>(10,457)</b>	<b>7,344</b>	<b>7,380</b>	<b>(36)</b>	<b>-0.5%</b>
<b>NET ASSETS</b>	<b>153,382</b>	<b>130,264</b>	<b>23,118</b>	<b>533</b>	<b>453</b>	<b>79</b>	<b>18%</b>
<b>EQUITY AND RESERVES</b>							
Share Capital	11,451	11,451	-	40	40	-	0%
Reserves & Unapprop. Profit	136,825	113,494	23,331	476	394	81	21%
Equity-Tier I	148,276	124,945	23,331	515	434	81	19%
<b>Total Equity</b>	<b>153,381</b>	<b>130,264</b>	<b>23,117</b>	<b>533</b>	<b>453</b>	<b>79</b>	<b>18%</b>



# Income Statement : Standalone

Particulars	Rs. in Million			US\$ in Million			Growth
	Sep'23	Sep'22	Variance	Sep'23	Sep'22	Variance	
Mark-up and Interest Income	264,341	147,552	116,789	919	513	406	79%
Mark-up and Interest Expensed	183,356	102,110	81,245	637	355	282	80%
<b>Net Mark-up and interest Income</b>	<b>80,985</b>	<b>45,442</b>	<b>35,543</b>	<b>281</b>	<b>158</b>	<b>125</b>	<b>78%</b>
Capital Gain and Dividend	2,584	3,145	(561)	9	11	(2)	-18%
Fee based Income and Others	13,588	13,183	405	47	46	1	3%
<b>Non Mark-up and Interest Income</b>	<b>16,171</b>	<b>16,328</b>	<b>(157)</b>	<b>56</b>	<b>57</b>	<b>(1)</b>	<b>-1%</b>
<b>Gross Income</b>	<b>97,156</b>	<b>61,770</b>	<b>35,386</b>	<b>338</b>	<b>215</b>	<b>123</b>	<b>57%</b>
Human Resource Cost	13,989	12,470	1,518	49	43	5	12%
Other Operating Cost	22,810	16,972	5,838	78	59	20	34%
<b>Total Operating Cost</b>	<b>36,799</b>	<b>29,442</b>	<b>7,357</b>	<b>127</b>	<b>102</b>	<b>26</b>	<b>25%</b>
Operating Profit	60,357	32,328	28,029	210	112	97	87%
Provision Reversal	2,532	(697)	3,229	9	(2)	12	464%
<b>Profit Before Tax</b>	<b>57,824</b>	<b>33,024</b>	<b>24,800</b>	<b>201</b>	<b>116</b>	<b>85</b>	<b>75%</b>
Taxation	29,163	20,396	8,767	101	71	30	43%
<b>Profit After Tax</b>	<b>28,662</b>	<b>12,628</b>	<b>16,034</b>	<b>100</b>	<b>45</b>	<b>55</b>	<b>127%</b>



# Income Statement : Consolidated

Particulars	Rs. in Million			US\$ in Million			Growth
	Sep'23	Sep'22	Variance	Sep'23	Sep'22	Variance	
Mark-up and Interest Income	264,046	147,560	116,486	918	513	405	79%
Mark-up and Interest Expensed	183,385	102,121	81,264	637	355	282	80%
<b>Net Mark-up and interest Income</b>	<b>80,661</b>	<b>45,438</b>	<b>35,223</b>	<b>280</b>	<b>158</b>	<b>122</b>	<b>78%</b>
Capital Gain and Dividend	3,247	3,108	139	11	11	0	4%
Fee based Income and Others	14,363	13,722	641	50	48	2	5%
<b>Non Mark-up and Interest Income</b>	<b>17,611</b>	<b>16,830</b>	<b>781</b>	<b>61</b>	<b>58</b>	<b>3</b>	<b>5%</b>
<b>Gross Income</b>	<b>98,272</b>	<b>62,268</b>	<b>36,004</b>	<b>342</b>	<b>216</b>	<b>125</b>	<b>58%</b>
Human Resource Cost	14,346	12,789	1,557	50	44	5	12%
Other Operating Cost	22,936	17,073	5,864	80	59	20	34%
<b>Total Operating Cost</b>	<b>37,283</b>	<b>29,862</b>	<b>7,421</b>	<b>130</b>	<b>104</b>	<b>26</b>	<b>25%</b>
<b>Operating Profit</b>	<b>60,989</b>	<b>32,407</b>	<b>28,581</b>	<b>212</b>	<b>113</b>	<b>98</b>	<b>88%</b>
Provision Reversal	2,532	(697)	3,229	9	(2)	12	464%
<b>Profit Before Tax</b>	<b>58,457</b>	<b>33,103</b>	<b>25,354</b>	<b>203</b>	<b>115</b>	<b>88</b>	<b>77%</b>
Taxation	29,425	20,460	8,966	102	71	31	44%
<b>Profit After Tax</b>	<b>29,031</b>	<b>12,643</b>	<b>16,387</b>	<b>101</b>	<b>44</b>	<b>58</b>	<b>130%</b>

# Disclaimer

**The information being presented herein is solely for your information.**

**Except for the historical information, statements that describe the Bank's objectives, plans or goals discussed in Investor Conference Call are forward-looking statements. These forward looking statements involve a number of risks, uncertainties and other factors which are based on management's current expectations or beliefs as well as assumptions made based on information currently available to management.**

**The information presented is subject to change without notice.**

# Contact Us

**Sikander Ali Khan**

*Unit Head Strategic  
Planning, Finance*



**Contact No.**

+92-42-35880043  
Ext: 32637



**e-mail.**

*Investor.Relations@abl.com*







 Allied Bank

Thank You

آپ کے دل میں ہماری اکاؤنٹ