



LUCKY CORE INDUSTRIES

Lucky Core Industries Limited

5 West Wharf, Karachi 74000

T +92 21 3231 3717-22

UAN 111 100 200

www.luckycore.com

The General Manager
Pakistan Stock Exchange Limited
Stock Exchange Building
Stock Exchange Road
Karachi.

February 02, 2024
LCI/ComSec/14/2024

Dear Sir,

CORPORATE BRIEFING SESSION

This is to inform you that the Corporate Briefing Session (CBS) of Lucky Core Industries Limited (the “Company”) will be held on Tuesday, February 06, 2024 at 03:30 pm through video-link facility, to brief the shareholders, investors and analysts about the Company’s financial performance for the half year ended December 31, 2023. A flyer containing the details and video-link is attached herewith.

Further, in accordance with the Pakistan Stock Exchange notice no. PSX/N-1120 dated November 02, 2023, a presentation of the CBS is also attached herewith.

We would appreciate your assistance in communicating this information to TRE Certificate Holders of the Exchange.

Sincerely,

A handwritten signature in blue ink, appearing to read 'Atif Aboobukar', is written over a blue circular stamp.

Atif Aboobukar
Chief Financial Officer

Encl: as above



LUCKY CORE INDUSTRIES


CORPORATE BRIEFING SESSION

You are cordially invited to the Corporate Briefing Session of Lucky Core Industries Limited, wherein the Company's senior Management shall discuss the Company's financial performance.

Tuesday February 06, 2024 (Online)

03:30 pm with Q&A to follow

To attend the Corporate Briefing Session, please [Click here](#)



Investor Briefing

Six Months Ended
Dec' 23

February 06, 2024



Our Businesses

Journey of Enriching Lives



Soda Ash Business

From baking soda, detergents to glass, Soda Ash has diversified applications.



Polyester Business

Fabric made from Polyester is used for fashion, design, & interiors.



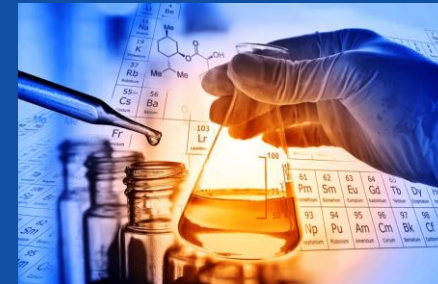
Pharmaceuticals Business

Manufacturing, marketing and distribution of some of the leading pharma products.



Animal Health Business

Enhancing animal nutrition and veterinary care to improve the quality of meat & dairy products.



Chemicals Business

Products are used to manufacture everyday objects, such as car seats, consumer durables & others.



Agri Sciences Business

Giving farmers solutions, enabling them to meet consumer demands and improving the nutrition.

H1 FY 23-24 – At a Glance

Unconsolidated Financials



Revenue ▲ 22%
PKR 60,222 Mln



EBIT ▲ 53%
PKR 8,079 Mln




PAT ▲ 67%
PKR 5,040 Mln



EPS ▲ 67%
PKR 54.57

Consolidated Financials



Revenue ▲ 21%
PKR 60,054 Mln



EBIT ▲ 52%
PKR 8,135 Mln



PAT ▲ 54%
PKR 5,041 Mln



EPS ▲ 67%
PKR 54.58

Key Highlights – H1 FY 2023-24

Policy Rate
22%

PKR Appreciation
▲ 1.4%

LSM (YTD Nov'23)
▼ 0.8%

Inflation
28.8%

1

The SPA with Lotte Chemical Corporation was terminated by Lucky Core Ventures (Private) Limited as the conditions required for completion could not be met within the time stipulated in the SPA.

2

In principle approval granted for 200 KTPA capacity expansion at the Soda Ash plant.

3

PKR 1.55 Bln investment in DA capacity, expected to commence commercial operations by end of FY'24.




4

Growth in Operating results across all segments.

Strong Capital Structure


Healthy payout and low gearing, whilst investing heavily in growth / expansion projects.

PKR' m

	Ratios	FY'20	FY'21	FY'22	FY'23	H1 FY'24
 Healthy Returns	ROCE	20%	29%	35%	45%	50%**
	PAT	3,096	5,959	6,249	13,772	5,040
	Payout Ratio	47%	62%	52%	50%*	50%
 B/S Strength	Total Net Debt	10,843	6,995	17,888	7,528	1,471
	Gearing	35%	23%	40%	17%	4%
	Equity	20,232	23,879	26,391	37,831	39,823
 Strong Cash Generation	Cash flow from Operations	7,548	9,067	2,877	4,267	10,621
	Free Cash flow	6,579	8,353	234	2,804	9,728
	CAPEX	1,604	2,828	9,349	3,718	1,598

* Payout based on PAT from continuing operations.

** The Operating Profit for six months ended Dec'23 has been pro-rated to full year.



Company Performance

H1 FY 23-24

Financial Performance by Business – Standalone

Resilient performance despite challenging economic conditions.



Soda Ash



Polyester



Pharmaceuticals



Chemicals



Animal Health



LCI Ltd

NSI

24,505 ▲ 26%	19,692 ▲ 12%	5,782 ▲ 30%	7,007 ▲ 49%	3,329 ▲ 2%	60,222 ▲ 22%
Vs. 19,412	Vs. 17,629	Vs. 4,447	Vs. 4,701	Vs. 3,263	Vs. 49,414

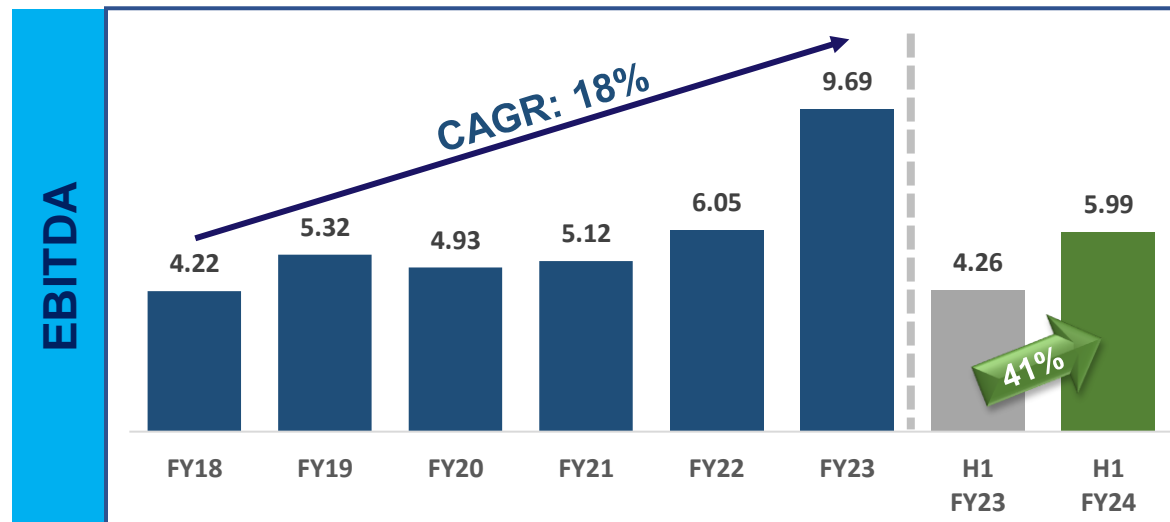
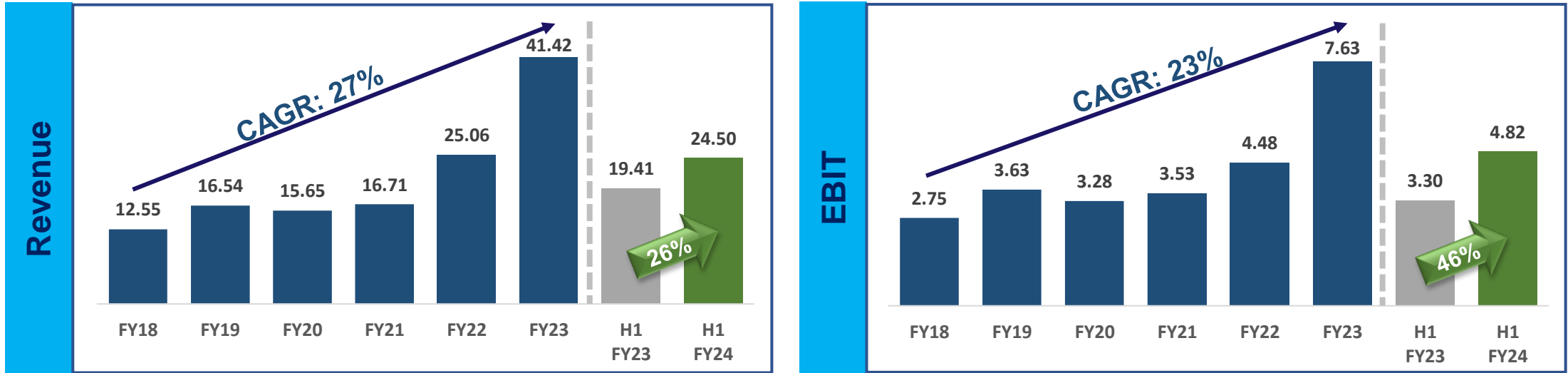
Amount in PKR Mln

EBIT

4,821 ▲ 46%	654 ▲ 7%	967 ▲ 72%	1,136 ▲ 202%	501 ▲ 12%	8,079 ▲ 53%
Vs. 3,296	Vs. 612	Vs. 564	Vs. 377	Vs. 449	Vs. 5,297

Financial Performance – Soda Ash

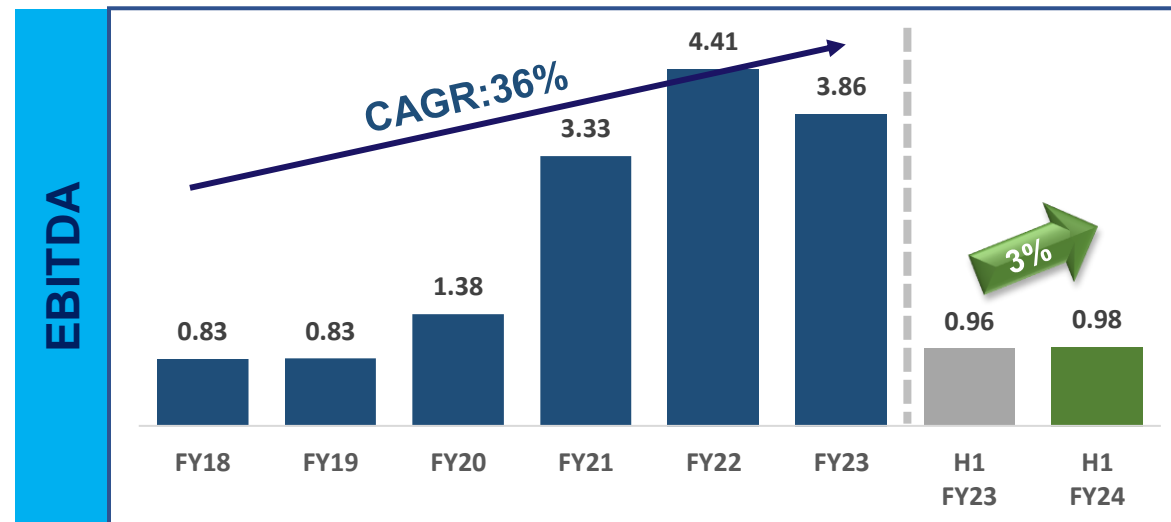
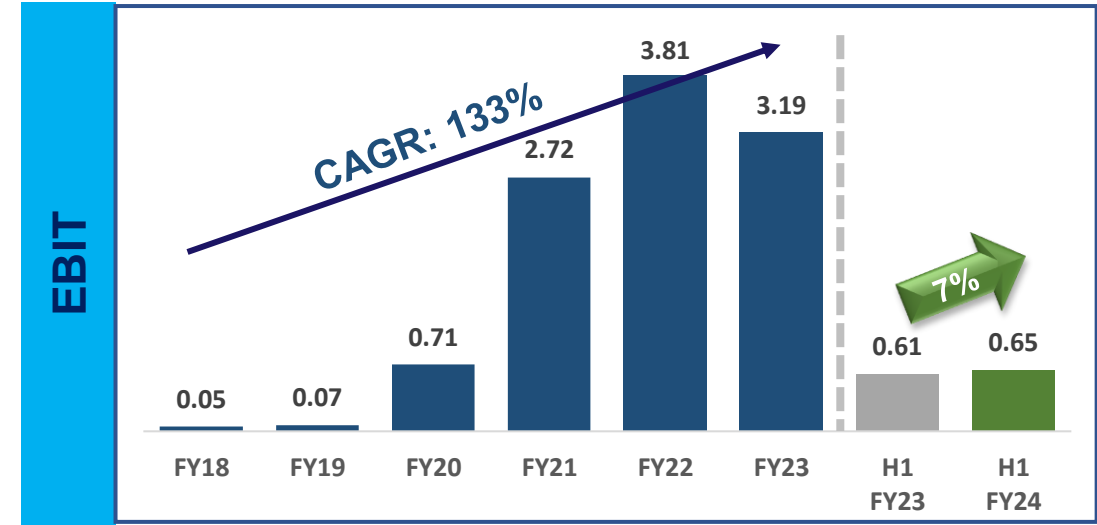
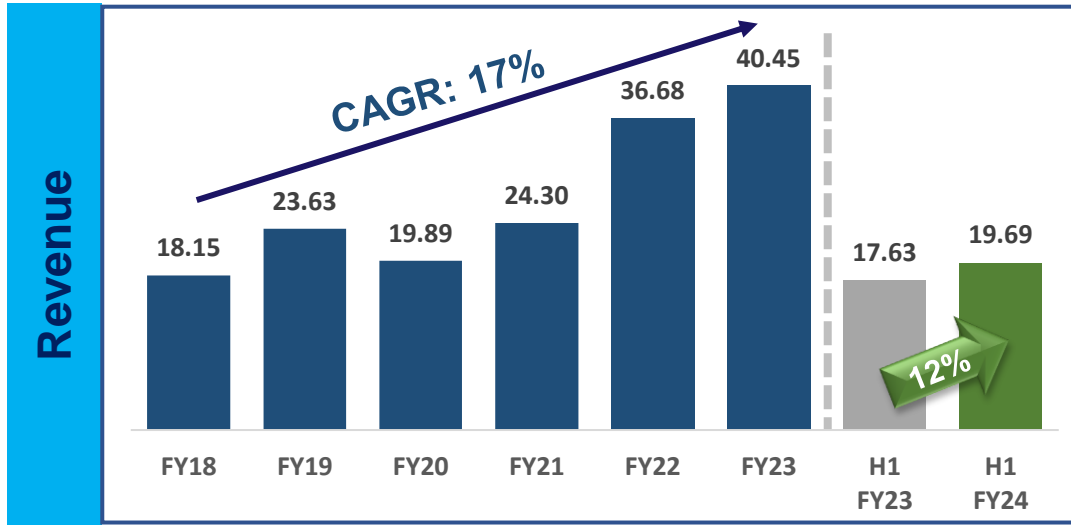
Year on year growth achieved through continued investment in capacity expansion.



Amounts in PKR Bln

Financial Performance – Polyester

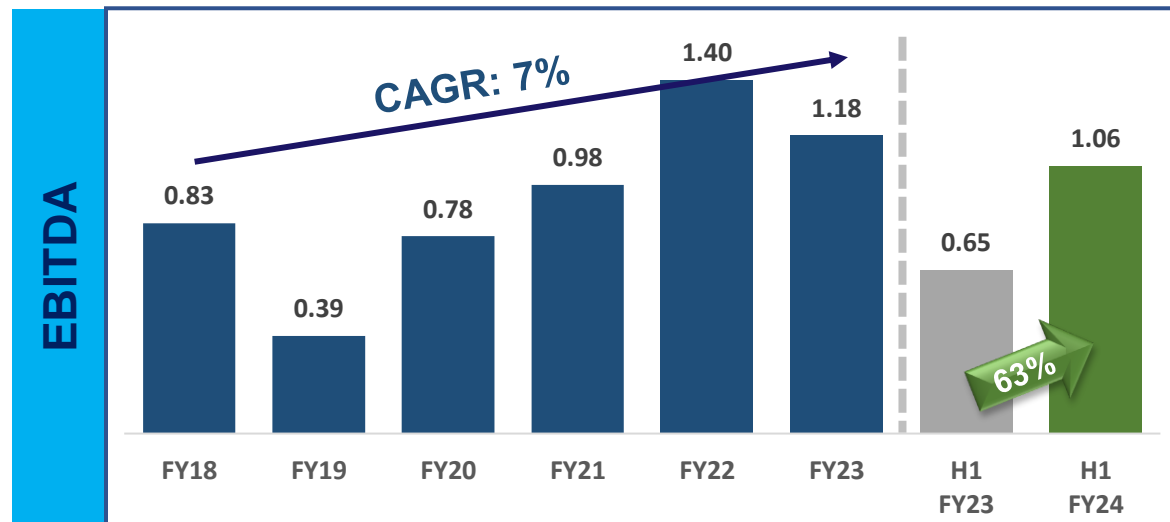
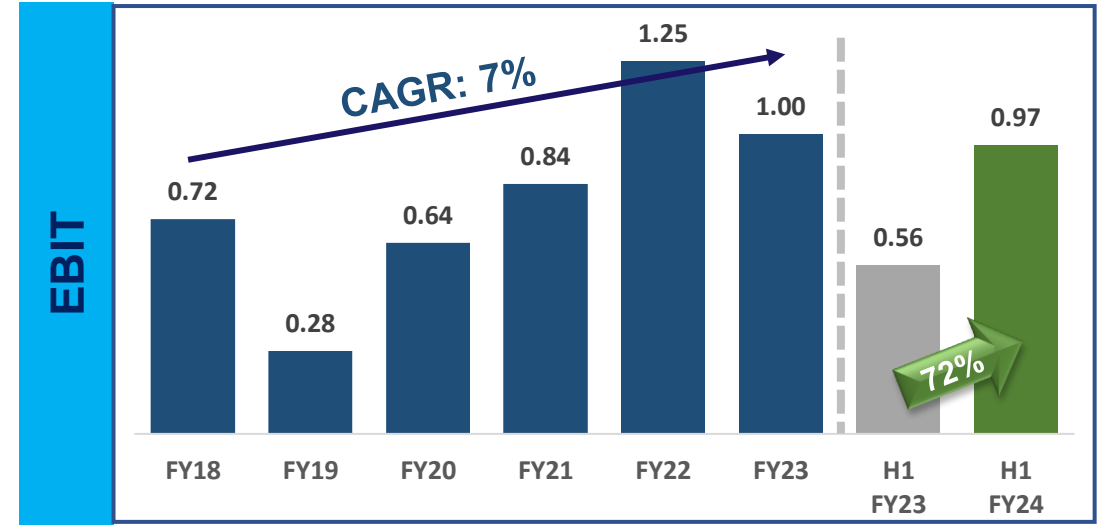
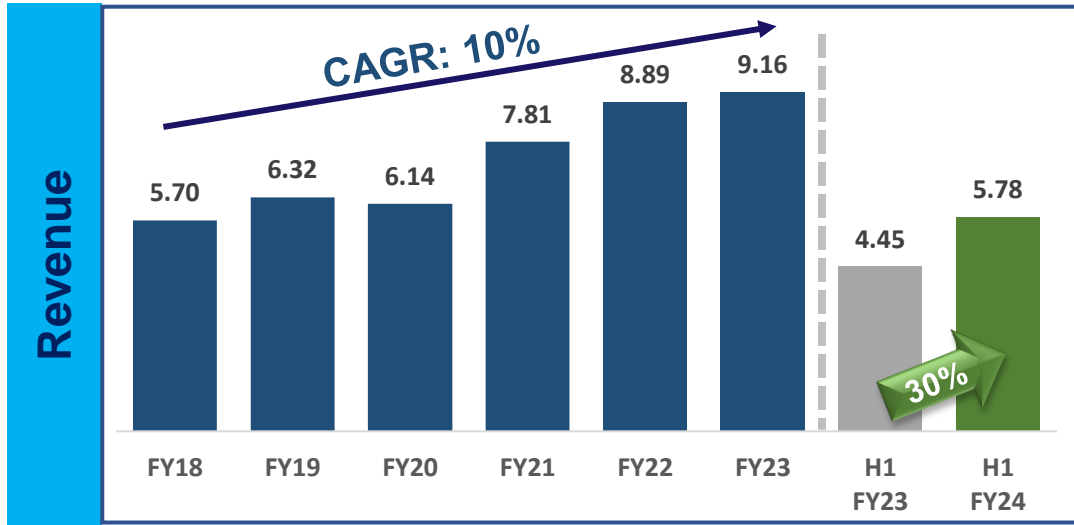
Volatility in performance linked to global economic conditions, commodity prices and a slowdown in demand.



Amounts in PKR Bln

Financial Performance – Pharmaceuticals

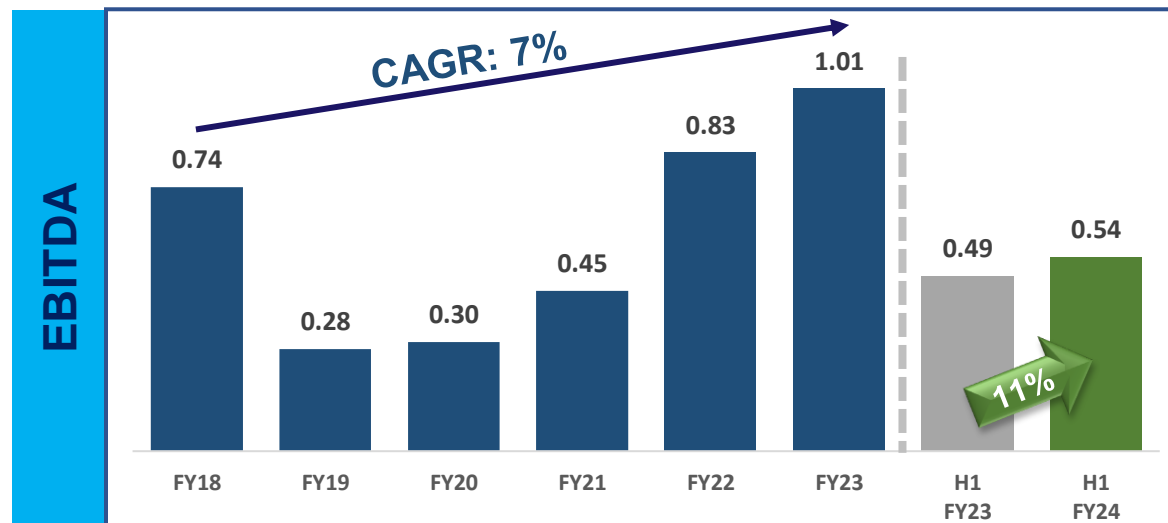
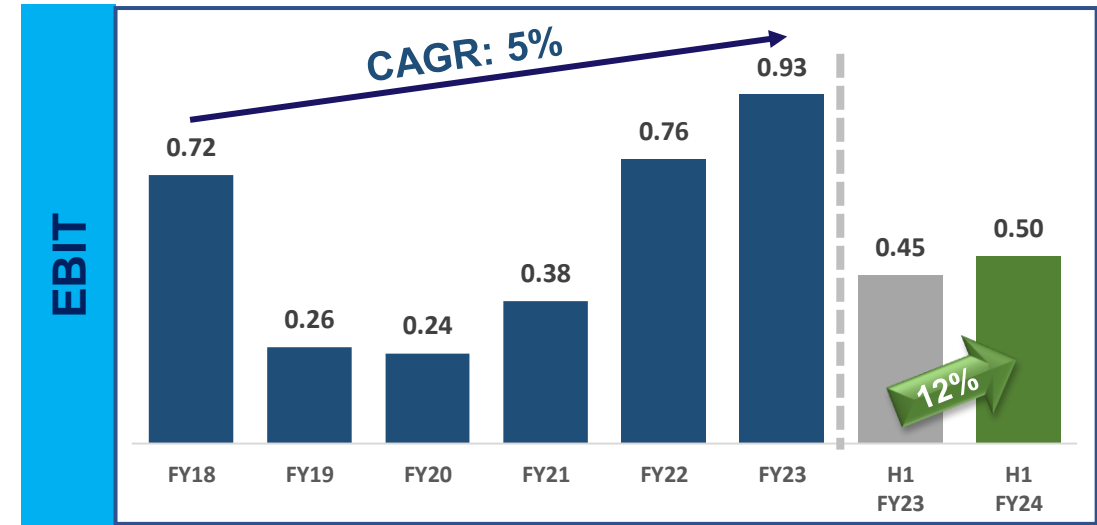
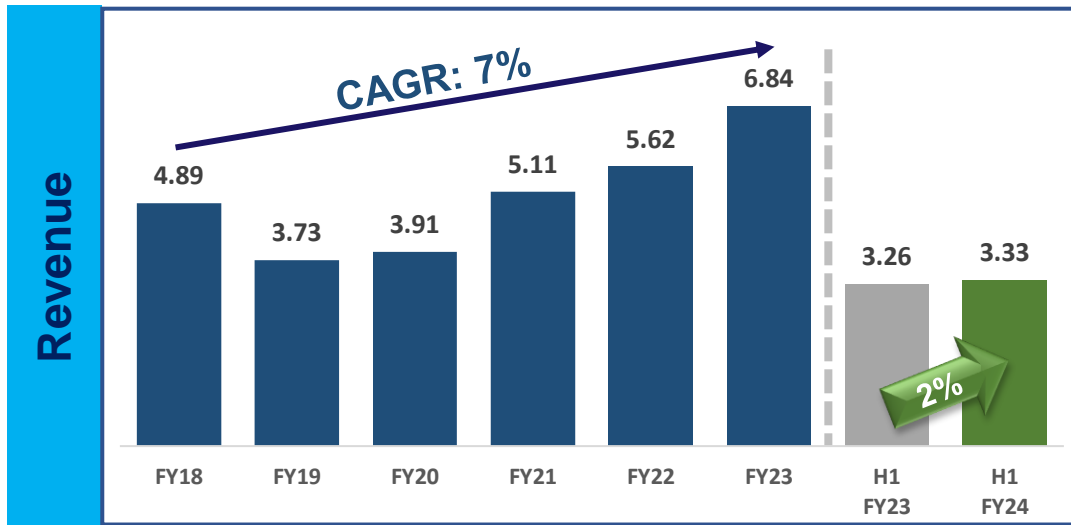
Improved profitability achieved through CPI-based price adjustment provided to the industry in Jul'23 and a better sales mix.



Amounts in PKR Bln

Financial Performance – Animal Health

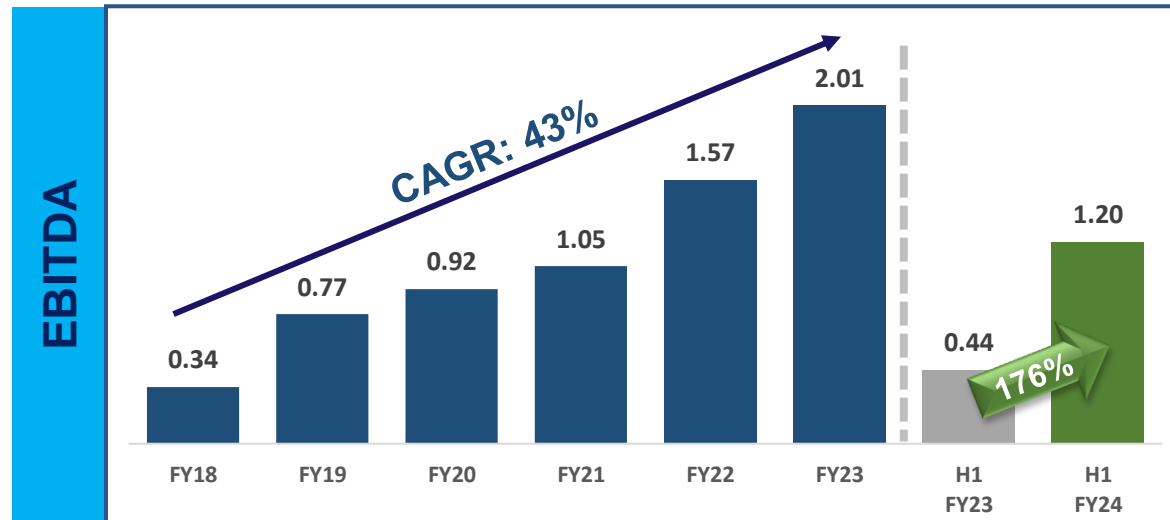
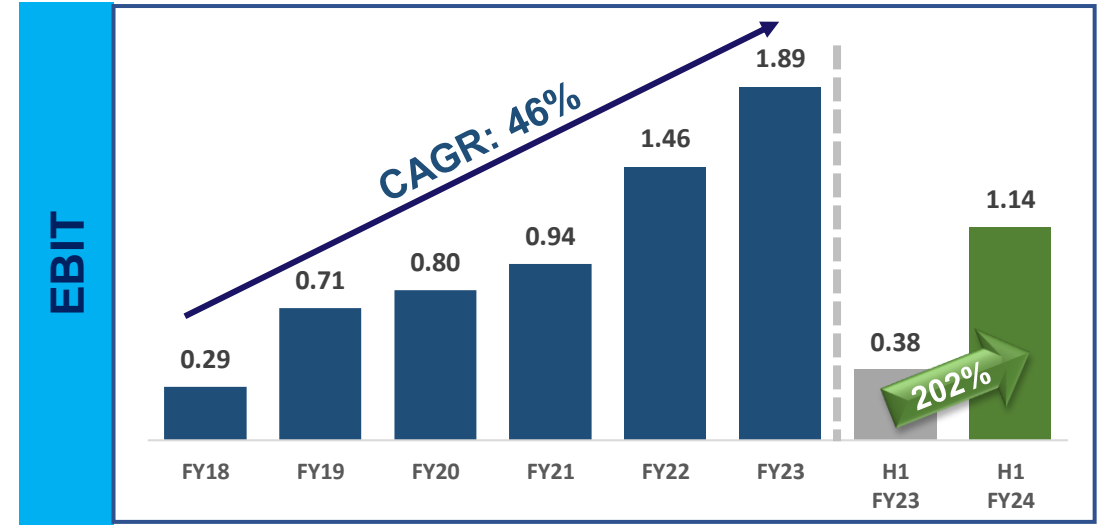
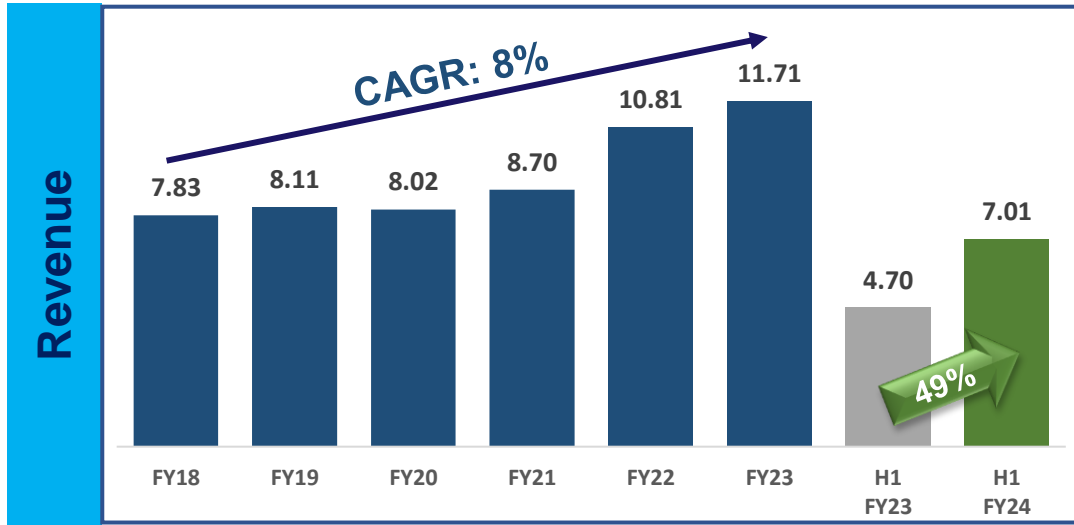
Decline in overall demand offset by tighter cost control



Amounts in PKR Bln

Financial Performance – Chemicals & Agri Sciences

Effective margin management, improved demand and strong performance in the oil seeds category.



Amounts in PKR Bln

Q&A Session