

FORM-3
February 22, 2024

The General Manager,
Pakistan Stock Exchange Ltd.,
Stock Exchange Building,
Stock Exchange Road,
Karachi

Dear Sir,

FINANCIAL RESULTS FOR THE YEAR ENDED DECEMBER 31, 2023

We have to inform you that the Board of Directors of National Bank of Pakistan in its meeting held at **10:30 A.M. on Thursday the February 22, 2024**, has not recommended any Cash Dividend, Bonus issue / Right Shares or any other entitlement.

FINANCIAL RESULTS

The financial results of the Bank are enclosed.

ANNUAL GENERAL MEETING

The Annual General Meeting of the Bank will be held on **Thursday the March 28, 2024 at 4:00 P.M. at Karachi** and through electronic means.



BOOK CLOSURE DATES:

The Share Transfer Books of the Bank shall remain closed from March 22, 2024 to March 28, 2024. Transfers received at Messrs CDC Share Registrar Services Limited, CDC House 99-B, Block "B", SMCHS, Main Shakra-e-Faisal, Karachi – 74400, the Bank's Registrar and Share Transfer Agent, at the close of the business on March 21, 2024 will be treated in time for attending the Annual General Meeting.



The Annual Report of the Bank will be transmitted through PUCARS at least 21 days before holding of Annual General Meeting.

Yours sincerely,


(Abdul Wahid Sethi)
SEVP / Chief Financial Officer



(S. M. Ali Zamin)
Secretary (Board)



NATIONAL BANK OF PAKISTAN
CONSOLIDATED PROFIT AND LOSS ACCOUNT
FOR THE YEAR ENDED DECEMBER 31, 2023

	2023	2022
	----- (Rupees in '000) -----	
Mark-up / Return / Interest Earned	1,025,134,662	503,575,915
Mark-up / Return / Interest Expensed	855,780,390	386,474,248
Net Mark-up / Interest Income	<u>169,354,272</u>	<u>117,101,667</u>
NON MARK-UP / INTEREST INCOME		
Fee and Commission Income	24,136,296	22,557,400
Dividend Income	5,204,557	5,070,140
Foreign Exchange Income	7,742,186	8,282,139
Income / (loss) from derivatives	-	-
Gain on securities - net	4,421,246	1,123,216
Share of profit from joint venture - net of tax	1,226,065	545,161
Share of profit / (loss) from associates - net of tax	245,202	(95,084)
Other income	1,796,449	1,790,098
Total non-markup / interest income	<u>44,772,001</u>	<u>39,273,070</u>
Total income	<u>214,126,273</u>	<u>156,374,737</u>
NON MARK-UP / INTEREST EXPENSES		
Operating expenses	95,159,211	79,588,284
Other charges	285,960	72,848
Total non-markup / interest expenses	<u>95,445,171</u>	<u>79,661,132</u>
Profit before provisions	<u>118,681,102</u>	<u>76,713,605</u>
Provisions and write offs - net	15,382,139	13,116,455
Extra ordinary item	-	-
PROFIT BEFORE TAXATION	<u>103,298,963</u>	<u>63,597,150</u>
Taxation	49,977,566	32,648,139
PROFIT AFTER TAXATION	<u>53,321,397</u>	<u>30,949,011</u>
Attributable to:		
Equity holders of the Bank	53,101,601	30,834,587
Non-controlling interest	219,796	114,424
	<u>53,321,397</u>	<u>30,949,011</u>
	----- (Rupees) -----	
Basic earnings per share	<u>24.96</u>	<u>14.49</u>
Diluted earnings per share	<u>24.96</u>	<u>14.49</u>
		
Abdul Wahid Sethi Chief Financial Officer	Abdul Rahim EVP / Divisional Head	

NATIONAL BANK OF PAKISTAN
UNCONSOLIDATED PROFIT AND LOSS ACCOUNT
FOR THE YEAR ENDED DECEMBER 31, 2023

	2023	2022
	----- (Rupees in '000) -----	
Mark-up / return / interest earned	1,024,657,648	503,310,285
Mark-up / return / interest expensed	<u>855,910,064</u>	<u>386,483,771</u>
Net mark-up / interest income	168,747,584	116,826,514
NON MARK-UP / INTEREST INCOME		
Fee and commission income	22,032,182	21,152,110
Dividend income	5,257,652	5,206,811
Foreign exchange income	7,139,106	7,449,563
Income / (loss) from derivatives	-	-
Gain on securities - net	4,384,060	1,137,947
Other income	<u>1,793,465</u>	<u>1,737,445</u>
Total non-mark-up / interest income	40,606,465	36,683,876
Total income	<u>209,354,049</u>	<u>153,510,390</u>
NON MARK-UP / INTEREST EXPENSES		
Operating expenses	93,345,714	78,099,994
Other charges	285,940	72,626
Total non-markup / interest expenses	93,631,654	78,172,620
Profit before provisions	<u>115,722,395</u>	<u>75,337,770</u>
Provisions and write offs - net	14,469,305	12,600,607
Extra ordinary item	-	-
PROFIT BEFORE TAXATION	101,253,090	62,737,163
Taxation	49,412,628	32,326,863
PROFIT AFTER TAXATION	<u>51,840,462</u>	<u>30,410,300</u>
----- (Rupees) -----		
Basic earnings per share	<u>24.37</u>	<u>14.29</u>
Diluted earnings per share	<u>24.37</u>	<u>14.29</u>


Abdul Wahid Sethi
Chief Financial Officer


Abdul Rahim
EVP / Divisional Head