



Half Yearly Accounts
for the Period Ended
December 31, 2023

**D S INDUSTRIES
LIMITED**

230

CONTENTS

Company Information	2
Directors' Report	3
Independent Auditors' Review Report	4
Condensed Interim Statement of Financial Position	5
Condensed Interim Statement of Profit or Loss	7
Condensed Interim Statement of Comprehensive Income	8
Condensed Interim Statement of Changes in Equity	9
Condensed Interim Statement of Cash Flows	10
Selected Notes to the Condensed Interim Un-audited Financial Statements	11

Company Information

Board of Directors	Mrs. Rehana Pervez Ahmed Mr. Ali Pervez Ahmed Mrs. Ayesha Ahmed Mansoor Mr. Hassan Ibrahim Ahmed Mr. Suleman Ahmed Mr. Ghulam Abbas Mr. M. Nauman Naeem	Chairperson Chief Executive
Audit Committee	Mr. Ghulam Abbas Mrs. Ayesha Ahmed Mansoor Mr. M. Nauman Naeem	Chairman
HR & Remuneration Committee	Mrs. Ayesha Ahmed Mansoor Mr. Hassan Ibrahim Ahmed Mr. Ghulam Abbas	Chairperson
Chief Financial Officer	Mr. Muhammad Naeem Akhtar	
Company Secretary	Mr. Salman Farooq	
Auditors	M/s Rizwan & Company Chartered Accountants	
Legal Advisor	Cornelius, Lane & Mufti Advocates & Solicitors	
Banks	Bank Al-Habib Limited Habib Bank Limited Meezan Bank Limited	
Registered Office	20-K, Gulberg II, Lahore.	
Share Registrars	THK Associates (Pvt.) Limited Plot No 32-C, Jami Commercial, Street 2, D.H.A Phase VII, Karachi - 75500	
Website	www.dsil.com.pk	

DIRECTORS' REPORT

On behalf of the Board of Directors of D S Industries Limited, we feel immense pleasure to present the un-audited financial statements of the Company for the half year ended December 31, 2023.

Financial Results of the Company

During the period under review, the Company has recorded a net sales of Rs. 16.27 million and a gross profit of Rs. 5.11 million as compared with a net sales of Rs. 7.45 million and gross profit of Rs. 3.13 million in the corresponding period of the last year. Net profit after tax for the period ended December 31, 2023 recorded at Rs. 2.0 million as compared to a net profit after tax of Rs. 2.69 million in the corresponding period of the last year. The earning per share for the six month period ended December 31, 2023, recorded at Rs. 0.02 as compared to a earning per share of Rs. 0.03 for the same period of last year.

The auditor's report on the recognition of deferred tax asset on unused losses is qualified. However, the Company believes that, it has appropriately recognised a deferred tax asset on unused losses secured by future earning projections



Future Outlook

Due to unfavourable economic conditions like rising inflation, aggressive monetary tightening, and increasing energy costs, businesses are experiencing instability and uncertainty. The country's economic growth may slow down and there may be serious negative effects on economic activity if the inflation rate is not controlled. Furthermore, this is the time for lawmakers to take a long-term outlook so that companies can make future plans. The state of the world economy is also putting increasing strain on Pakistan's economy. The resuscitation of the IMF Programme, the return of political stability, the backing of friendly nations, and the ongoing implementation of measures targeted at stabilising the economy to restore fiscal and external buffers are anticipated to have a significant influence on the future economic outlook.

Acknowledgement

The Board is thankful to its valued shareholders for their confidence in the Company, its customers, the Securities & Exchange Commission of Pakistan and to the management of Pakistan Stock Exchange Limited for their valuable support, assistance and guidance. The Board also appreciates the employees of the Company for their dedication and hard work.

Lahore
February 21, 2024

For & on behalf of the Board

Ayesha Ahmed Mansoor Director

Ali Pervez Ahmed Chief Executive

INDEPENDENT AUDITOR'S REVIEW REPORT
To the members of D.S. INDUSTRIES LIMITED
Report on review of Condensed Interim Financial Statements

Introduction

We have reviewed the accompanying condensed interim statement of financial position of D.S. INDUSTRIES LIMITED as at December 31, 2023 and the related condensed interim statement of profit or loss, condensed interim statement of comprehensive income, condensed interim statement of changes in equity and condensed interim statement of cash flows together with the selected notes forming part thereof, for the six month period then ended (hereinafter referred to as the "condensed interim financial statements"). Management is responsible for the preparation and presentation of the condensed interim financial statements in accordance with accounting and reporting standards as applicable in Pakistan. Our responsibility is to express a conclusion on these condensed interim financial statements based on our review.

The figures included in condensed interim statement of profit or loss and condensed interim statement of comprehensive income for the quarters ended December 31, 2023 and 2022 and the notes forming part thereof have not been reviewed by us and we do not express a conclusion on them, as we are required to review only the cumulative figures for the six months' period ended December 31, 2023.

Scope of Review

We conducted our review in accordance with the International Standard on Review Engagements 2410, "Review of Interim Financial Information Performed by the Independent Auditor of the Entity". A review of condensed interim financial statements consists of making inquiries, primarily of persons responsible for financial and accounting matters, and applying analytical and other review procedures. A review is substantially less in scope than an audit conducted in accordance with International Standards on Auditing and consequently does not enable us to obtain assurance that we would become aware of all significant matters that might be identified in an audit. Accordingly, we do not express an audit opinion.

Basis for Qualified Conclusion

We believe that the procedures we have performed are sufficient and appropriate to provide a basis for our qualified conclusion and we report that:

- a) The Company has recognized deferred tax asset amounting to Rs.72.259 million on unused losses. The Company has history of losses and there is no convincing evidence that sufficient taxable profits will be available in future against which these unused losses could be utilized by the Company. Had the deferred tax asset not been recognized, the deferred tax asset as at December 31, 2023 would have been lower by Rs.72.259 million and the loss after tax for the period then ended would have been higher by the same amount. The condensed interim financial statements do not disclose this fact.

Qualified Conclusion

Based on our review, except for the effect of the matter discussed in the Basis for Qualified Conclusion paragraph above, nothing has come to our attention that causes us to believe that the accompanying condensed interim financial statements are not prepared, in all material respects, in accordance with accounting and reporting standards as applicable in Pakistan for interim financial reporting.

Emphasis of Matter

- a) Material Uncertainty Relating to Going Concern


We draw attention to note 2.2 to the condensed interim financial statements which explains that the Company's revenue has been facing a declining trend for the past few years resulting in substantial losses. The Company as on December 31, 2023, has accumulated losses of Rs.582.05 million. The Company has liquidated substantially all property, plant and equipment. These factors indicate existence of material uncertainty that raises doubts about the Company's ability to continue as a going concern and, therefore, that it may be unable to realize its assets and discharge its liabilities in the normal course of business. However, these condensed interim financial statements have been prepared on going concern basis for reasons explained in note 2.2.

Our review report is not qualified in respect of the above matter.

Other Matter

The condensed interim financial statements of the Company for the period ended December 31, 2022 were reviewed by another auditor whose review report expressed modified conclusion on those condensed interim financial statements.

The engagement partner on the review resulting in this independent auditor's review report is Rashid Iqbal FCA.



RIZWAN AND COMPANY
Chartered Accountants

Date: FEBRUARY 21, 2024
Place: LAHORE
UDIN: RR2023101011m6SzDJFh

D.S. INDUSTRIES LIMITED
CONDENSED INTERIM STATEMENT OF FINANCIAL POSITION
(UN-AUDITED)
AS AT DECEMBER 31, 2023

Un-Audited	Audited
December 31, 2023	June 30, 2023
NOTE (Rupees)	

EQUITY AND LIABILITIES**SHARE CAPITAL AND RESERVES****Authorized share capital**

100,000,000 (2023: 100,000,000) ordinary
shares of Rupees 10 each

	<u>1,000,000,000</u>	1,000,000,000
Issued, subscribed and paid up share capital	836,856,310	836,856,310
Discount on issue of shares	(82,899,709)	(82,899,709)
Revaluation reserves	17,340,002	17,340,002
Accumulated losses	(582,049,140)	(584,048,876)
TOTAL EQUITY	189,247,463	187,247,727

NON-CURRENT LIABILITIES

-

-

CURRENT LIABILITIES

Trade and other payables	54,238,636	55,505,981
Short term borrowings	59,309,378	54,004,233
Unclaimed dividend	337,563	337,563
Provision for taxation	203,381	1,005,995
	114,088,958	110,853,772

Contingencies and Commitments

4

-

-

TOTAL EQUITY AND LIABILITIES**303,336,421**298,101,499

DIRECTOR

CHIEF FINANCIAL OFFICER

Chief Executive

D.S. INDUSTRIES LIMITED

CONDENSED INTERIM STATEMENT OF FINANCIAL POSITION
(UN-AUDITED)
AS AT DECEMBER 31, 2023

	Un-Audited	Audited
	December 31, 2023	June 30, 2023
NOTE	(Rupees)	

ASSETS

NON-CURRENT ASSETS

Property, plant and equipment	5	24,342,209	21,233,485
Long term investments	6	69,641,991	68,198,756
Deferred taxation		75,897,278	75,897,278
Long term deposits		4,535,239	4,535,239
		174,416,717	169,864,758

CURRENT ASSETS

Stock in trade	11,533,161	12,253,255
Trade receivables	128,585	97,093
Advances and other receivables	33,959,819	32,316,866
Advance income tax/income tax refundable	3,284,703	4,012,313
Bank balances	80,013,436	79,557,214
	128,919,704	128,236,741
TOTAL ASSETS	303,336,421	298,101,499

The annexed notes from 1 to 16 form an integral part of these interim financial statements.



DIRECTOR



CHIEF FINANCIAL OFFICER



Chief Executive

D.S. INDUSTRIES LIMITED

CONDENSED INTERIM STATEMENT OF PROFIT OR LOSS
FOR THE QUARTER AND SIX-MONTHS PERIOD
ENDED 31 DECEMBER 2023 (UN-AUDITED)

	HALF YEAR ENDED		QUARTER ENDED	
	Un-Audited 01 Jul., 2023 to 31 Dec., 2023	Un-Audited 01 Jul., 2022 to 31 Dec., 2022	Un-Audited 01 Oct., 2023 to 31 Dec., 2023	Un-Audited 01 Oct., 2022 to 31 Dec., 2022
	(Rupees)		(Rupees)	
NOTE				
Revenue from contracts with customers - net	16,270,451	7,452,615	6,499,185	6,716,008
Cost of sales	7 <u>(11,160,726)</u>	(4,321,718)	<u>(3,465,593)</u>	(3,545,879)
Gross profit	5,109,725	3,130,897	3,033,592	3,170,129
Selling and distribution expenses	<u>(4,873,099)</u>	(1,291,222)	<u>(2,309,701)</u>	(1,230,704)
Administrative expenses	<u>(9,285,845)</u>	(4,109,947)	<u>(4,839,001)</u>	(2,156,731)
	<u>(14,158,944)</u>	(5,401,169)	<u>(7,148,702)</u>	(3,387,435)
Other income	<u>9,974,126</u>	6,925,437	<u>4,491,629</u>	3,617,899
Operating profit	924,907	4,655,165	376,519	3,400,593
Finance cost	(165,025)	(7,274)	(84,645)	(4,523)
Share of profit/(loss) of associates	<u>1,443,235</u>	(1,170,324)	<u>1,185,917</u>	(958,336)
Profit before taxation	2,203,117	3,477,567	1,477,791	2,437,734
Provision for taxation	8 <u>(203,381)</u>	(790,141)	<u>(81,240)</u>	(577,331)
Profit after taxation	1,999,736	2,687,426	1,396,551	1,860,403
Earnings per share - basic and diluted	9 <u>0.02</u>	0.03	<u>0.02</u>	0.02

The annexed notes from 1 to 16 form an integral part of these interim financial statements.



DIRECTOR



CHIEF FINANCIAL OFFICER



Chief Executive

D.S. INDUSTRIES LIMITED

CONDENSED INTERIM STATEMENT OF COMPREHENSIVE INCOME
FOR THE SIX MONTH PERIOD ENDED DECEMBER 31, 2023 (UN-AUDITED)

HALF YEAR ENDED		QUARTER ENDED	
Un-Audited 01 Jul., 2023 to 31 Dec., 2023	Un-Audited 01 Jul., 2022 to 31 Dec., 2022	Un-Audited 01 Oct., 2023 to 31 Dec., 2023	Un-Audited 01 Oct., 2022 to 31 Dec., 2022
(Rupees)		(Rupees)	

Other comprehensive income	-	-	-	-
Profit after taxation	1,999,736	2,687,426	1,396,551	1,860,403
Total comprehensive income	1,999,736	2,687,426	1,396,551	1,860,403

The annexed notes from 1 to 16 form an integral part of these interim financial statements.



DIRECTOR



CHIEF FINANCIAL OFFICER



Chief Executive

D.S. INDUSTRIES LIMITED
CONDENSED INTERIM STATEMENT OF CHANGES IN EQUITY
FOR THE SIX MONTH ENDED DECEMBER 31, 2023 (UN-AUDITED)

SHARE CAPITAL	CAPITAL RESERVES			Accumulated loss	TOTAL EQUITY	
	Discount on issue of shares	Revaluation reserves	Sub total			
(Rupees)						
Balance as at 30 June 2022 (Audited)	836,856,310	(82,899,709)	17,340,002	(65,559,707)	(569,622,963)	201,673,640
Comprehensive income						
Profit after taxation	-	-	-	-	2,687,426	2,687,426
Other comprehensive income	-	-	-	-	-	-
Total comprehensive income	-	-	-	-	2,687,426	2,687,426
Balance as at 31 December 2022 - (Un-audited)	836,856,310	(82,899,709)	17,340,002	(65,559,707)	(566,935,537)	204,361,066
Comprehensive income						
Loss after taxation	-	-	-	-	(17,113,339)	(17,113,339)
Other comprehensive loss	-	-	-	-	-	-
Total comprehensive income	-	-	-	-	(17,113,339)	(17,113,339)
As at 30 June 2023 - (Audited)	836,856,310	(82,899,709)	17,340,002	(65,559,707)	(584,048,876)	187,247,727
Comprehensive income						
Profit after taxation	-	-	-	-	1,999,736	1,999,736
Other comprehensive income	-	-	-	-	-	-
Total comprehensive income	-	-	-	-	1,999,736	1,999,736
As at 31 December 2023 - (Un-audited)	836,856,310	(82,899,709)	17,340,002	(65,559,707)	(582,049,140)	189,247,463

The annexed notes from 1 to 16 form an integral part of these interim financial statements.



DIRECTOR



CHIEF FINANCIAL OFFICER



Chief Executive

D.S. INDUSTRIES LIMITED

**CONDENSED INTERIM STATEMENT OF CASH FLOWS
FOR THE SIX MONTH PERIOD ENDED DECEMBER 31, 2023 (UN-AUDITED)**

Six-months period ended	
01 Jul., 2023 to 31 Dec., 2023	01 Jul., 2022 to 31 Dec., 2022

CASH FLOWS FROM OPERATING ACTIVITIES

Profit/(loss) before taxation	2,203,117	3,477,567
Adjustments for non-cash and other items		
Depreciation	527,870	279,904
Profit on disposal of property, plant and equipment	(1,028,130)	-
Reversal of impairment on long term investment	-	(290)
Share of (profit)/loss of associates	(1,443,235)	1,170,324
Finance cost	165,025	7,274
	(1,778,470)	1,457,212
Cash generated from/(used in) operations before working capital changes	424,647	4,934,779
Changes in working capital		
Stores and spares	-	130,205
Stock in trade	720,094	(5,095,462)
Trade receivables	(31,492)	(392,266)
Advances and other receivables	(1,642,953)	(643,725)
Trade and other payables	(1,267,345)	(16,149,233)
	(2,221,696)	(22,150,481)
Cash used in operations	(1,797,049)	(17,215,702)
Payments for:		
Finance cost	(165,025)	(7,274)
Income tax	(278,385)	(1,090,599)
Employees retirement benefits	-	(231,697)
Net cash used in operating activities	(2,240,459)	(18,545,272)

CASH FLOWS FROM INVESTING ACTIVITIES

Additions in property, plant and equipment	(4,708,464)	-
Proceeds from disposal of property, plant and equipment	2,100,000	-
Net cash generated from investing activities	(2,608,464)	-

CASH FLOWS FROM FINANCING ACTIVITIES

Net (decrease)/increase in short term borrowings	5,305,145	(18,305,432)
Net cash (used in)/generated from financing activities	5,305,145	(18,305,432)
NET (DECREASE)/INCREASE IN CASH AND CASH EQUIVALENTS	456,222	(36,850,704)
CASH AND CASH EQUIVALENTS AT THE BEGINNING OF THE PERIOD	79,557,214	130,381,154
CASH AND CASH EQUIVALENTS AT THE END OF THE PERIOD	80,013,436	93,530,450

The annexed notes from 1 to 16 form an integral part of these interim financial statements.



DIRECTOR



CHIEF FINANCIAL OFFICER



Chief Executive

D.S. INDUSTRIES LIMITED**NOTES TO THE CONDENSED INTERIM FINANCIAL STATEMENTS****FOR THE SIX MONTH PERIOD ENDED DECEMBER 31, 2023 (UN-AUDITED)****1 LEGAL STATUS AND OPERATIONS**

D.S. Industries Limited ('the Company') was incorporated in Pakistan as a Private Limited Company under the repealed Companies Act, 1913 (now the Companies Act, 2017) and was subsequently converted into a Public Limited Company. The Company is listed on Pakistan Stock Exchange Limited. The Company is engaged in the manufacturing of womens' fashion apparel. The registered office of the Company is situated at 20-K, Gulberg II, Lahore.

2 BASIS OF PREPARATION

These interim financial statements are un-audited and have been presented in condensed form and do not include all the information as is required to be provided in a full set of annual financial statements. These interim financial statements should be read in conjunction with the audited financial statements of the Company for the year ended 30 June 2023.

These interim financial statements have been subjected to limited scope review by the auditors of the company, as required under section 237 of the Companies Act, 2017. The comparative condensed interim statement of financial position as at 30 June 2023 and the related notes to the interim financial statements are based on audited financial statements. The comparative condensed interim statement of profit or loss, condensed interim statement of comprehensive income, condensed interim statement of changes in equity, condensed interim statement of cash flows and related notes to the condensed interim financial statements for the six months period ended 31 December 2022 are based on unaudited, reviewed interim financial statements. The condensed interim statement of profit or loss and condensed interim statement of comprehensive income for the three months period ended 31 December 2023 and 31 December 2022 are neither audited nor reviewed.

2.1 Statement of compliance

These interim financial statements have been prepared in accordance with the accounting and reporting standards as applicable in Pakistan for interim financial reporting. The accounting and reporting standards as applicable in Pakistan for interim financial reporting comprises of:

- International Accounting Standard 34 - Interim Financial Reporting, issued by International Accounting Standards Board (IASB) as notified under the Companies Act, 2017; and
- Provisions of and directives issued under the Companies Act, 2017

Where the provisions of and directives issued under the Companies Act, 2017 differ with the requirements of IAS 34, the provisions of and directives issued under the Companies Act, 2017 have been followed.

2.2 Going concern assumption

The Company has incurred operating loss of Rs 14.15 million on CMT activities and has liquidated substantially all property, plant and equipment. Further, the Company as at 31 December 2023, has accumulated losses of Rs. 582.05 million and there is no convincing evidence that sufficient taxable profits will be available in future. These factors indicate existence of material uncertainty that raises doubts about the Company's ability to continue as a going concern and, therefore, it may be unable to realize its assets and discharge its liabilities in the normal course of business. However, these financial statements have been prepared on going concern basis based on the following:

- (a) The Company has continued financial support of its related parties in the form of interest free loans. Upto December 31, 2023 related parties provided financial support amounting to Rs. 59.31 million in the form of interest free loans."
- (b) The Company has remodeled its textile product portfolio switching from loss making yarn to profitable ready to wear garments.
- (c) The Company has successfully repaid/settled its debt finance liabilities.
- (d) Current assets of the Company, as at December 31, 2023, exceed its current liabilities as at that date.

The management is confident that through above factors, the Company will turnaround into a profitable company, subject to impact, if any, of uncontrollable circumstances including power crises and market conditions.

2.3 Basis of measurement

These financial statements have been prepared on the historical cost basis except for the following items, which are measured on an alternative basis as at the reporting date.

Items	Measurement basis
Financial liabilities	Amortized cost
Financial assets	Fair value/amortized cost
Land	Revalued amount
Employee retirement benefits	Present value

2.4 Critical accounting judgements and key sources of estimation uncertainty

The preparation of financial statements requires management to make judgments, estimates and assumptions that affect the application of accounting policies and the reported amounts of assets, liabilities, income and expenses. The estimates and associated assumptions and judgments are based on historical experience and various other factors that are believed to be reasonable under the circumstances, the result of which forms the basis of making judgments about carrying values of assets and liabilities that are not readily apparent from other sources. Subsequently, actual results may differ from these estimates. Estimates and underlying assumptions are reviewed on an ongoing basis. Revisions to accounting estimates are recognized in the period in which the estimate is revised and in any future periods affected.

2.5 Functional currency

These interim financial statements have been prepared in Pak Rupees which is the Company's functional currency. The amounts reported in these interim financial statements have been rounded to the nearest Rupees unless specified otherwise.

3 Material accounting policy information

3.1 The material accounting policy information and the methods of computation adopted in the preparation of these condensed interim financial statements are consistent with those applied in the preparation of audited annual financial statements for the year ended June 30, 2023

3.2 There are certain International Financial Reporting Standards, amendments to published standards and interpretations that are mandatory for the financial year beginning on July 01, 2023. These are considered not to be relevant or to have any significant effect on the Company's financial reporting and operations and are, therefore, not disclosed in these condensed interim financial statements.

4 CONTINGENCIES AND COMMITMENTS

There is no significant change in status of contingencies or commitments since 30 June 2023.

5 PROPERTY, PLANT AND EQUIPMENT

	(Un-audited) December 31, 2023	(Audited) June 30, 2023
	(Rupees)	
Net book value at the beginning of the period/year	21,233,485	21,793,292
Additions during the period/year	4,708,464	-
Disposals during the period/year	(1,071,870)	-
Depreciation for the period/year	(527,870)	(559,807)
As at end of the period/year	24,342,209	21,233,485

6 LONG TERM INVESTMENTS

These represent investments in ordinary shares of related parties.

The details are as follows:

Pervez Ahmed Consultancy Services Limited - Quoted

	(Un-audited) December 31, 2023	(Audited) June 30, 2023
	(Rupees)	
61,550 (30 Jun 2023: 61,550) ordinary shares of Rs. 10 each	-	-

Relationship: associate

Ownership Interest: 0.03% (30 Jun 2023: 0.03%)

Market value:Rs. 1.63 (30 Jun 2023: Rs. 0.86) per share

Pervez Ahmed Capital (Private) Limited - Unquoted

7,727,000 (30 Jun 2023: 7,727,000) ordinary shares of Rs. 10 each	6.2	69,641,991	68,198,756
---	-----	------------	------------

Relationship: *associate*

Ownership Interest: 44.88% (30 Jun 2023: 44.88%)

	69,641,991	68,198,756
--	------------	------------

NOTE

6.1 Pervez Ahmed Consultancy Services Limited ('PACSL') was incorporated in Pakistan on 08 June 2005 as a Single Member Company under the repealed Companies Ordinance, 1984 (now Companies Act, 2017) and was later converted to Public Limited Company and listed on Pakistan Stock Exchanges Limited. The Company was primarily a brokerage house engaged in the shares brokerage and trading, consultancy services and underwriting. However, the Company has amended its memorandum of association to change its principal activity to act as consultants and advisors to individual, corporations, financial institutions, Government bodies. The investment has been accounted for by using equity method. Particulars of investment are as follows:

	(Un-audited) December 31, 2023	(Audited) June 30, 2023
Percentage of ownership interest	0.03	0.03
	Rupees	
Cost of investment	3,412,243	3,412,243
Share of post acquisition losses	(1,546,198)	(1,546,508)
Share of post acquisition changes in equity	(160,258)	(160,258)
Accumulated impairment	(1,705,787)	(1,705,477)
	-	-

6.1.1 Extracts of financial statements of Pervez Ahmed Consultancy Services Limited

The assets and liabilities of Pervez Ahmed Consultancy Services Limited as at the reporting date and related revenue and profit for the period then ended based on the un-audited financial statements are as follows:

	(Un-audited) December 31, 2023	(Audited) June 30, 2023
	Rupees	
Non current assets	80,375,730	78,790,934
Current assets	5,424,706	4,863,965
Non current liabilities	-	-
Current liabilities	648,297,657	647,090,971
Profit/(loss) for the period/year	938,852	(2,570,763)
Share of profit/(loss)	310	(771)

6.2 This represents investment in ordinary shares of Pervez Ahmed Capital (Private) Limited ('PACL'), an associate. PACL is incorporated in Pakistan as a Private Limited Company under the repealed Companies Ordinance, 1984 (now Companies Act, 2017). The principal activity of the Company is to carry on the business of stock brokerage, underwriting and investments. The registered office of the Company is situated at 1-A/565, Block - 3, Gulshan Iqbal, Karachi.

The investment has been accounted for by using equity method. Particulars of investment are as follows:

	(Un-audited) December 31, 2023	(Audited) June 30, 2023
Percentage of ownership interest	44.88	44.88
	Rupees	
Cost of investment	85,000,000	85,000,000
Share of post acquisition losses	(15,358,009)	(16,801,244)
	69,641,991	68,198,756

6.2.1 Extracts of financial statements of Pervez Ahmed Capital (Private) Limited

The assets and liabilities of Pervez Ahmed Capital (Private) Limited as at the reporting date and related revenue and profit for the period then ended based on the un-audited financial statements are as follows:

	(Un-audited) December 31, 2023	(Audited) June 30, 2023
	Rupees	
Non current assets	17,461,796	14,225,852
Current assets	137,380,612	137,810,791
Non current liabilities	-	-
Current liabilities	1,129	111,129
Profit/(loss) for the period/year	3,215,765	(3,532,640)
Share of profit/(loss)	1,443,235	(1,585,449)

(UN-AUDITED) HALF YEAR ENDED		(UN-AUDITED) QUARTER ENDED	
December 31, 2023	December 31, 2022	December 31, 2023	December 31, 2022
(RUPEES)			

7 COST OF SALES

Raw material consumed	6,807,199	4,514,627	3,628,062	3,477,457
Stores and spares consumed	1,083,622	677,484	466,577	274,524
Salaries, wages and benefits	2,600,070	4,431,428	320,785	3,150,044
Insurance	35,541	35,541	35,541	35,541
Manufacturing cost	10,526,432	9,659,080	4,450,965	6,937,566
Work in process				
As at beginning of the period	891,300	-	925,700	263,000
As at end of the period	(1,480,700)	(830,700)	(1,480,700)	(830,700)
	(589,400)	(830,700)	(555,000)	(567,700)
Cost of goods manufactured	9,937,032	8,828,380	3,895,965	6,369,866
Finished goods				
As at beginning of the period	8,977,571	391,625	7,323,505	2,074,300
As at end of the period	(7,753,877)	(4,898,287)	(7,753,877)	(4,898,287)
	1,223,694	(4,506,662)	(430,372)	(2,823,987)
	11,160,726	4,321,718	3,465,593	3,545,879

(UN-AUDITED) HALF YEAR ENDED		(UN-AUDITED) QUARTER ENDED	
December 31, 2023	December 31, 2022	December 31, 2023	December 31, 2022
(RUPEES)			

NOTE

8 PROVISION FOR TAXATION

Current taxation					
for current year	8.1	203,381	790,141	81,240	577,331
Deferred taxation					
attributable to origination and reversal					
of temporary differences		-	-	-	-
attributable to changes in tax rates		-	-	-	-
		-	-	-	-
		203,381	790,141	81,240	577,331

8.1 Provision for current tax has been made in accordance with the requirements of section 113C of the Income Tax Ordinance, 2001.

9 EARNINGS PER SHARE - BASIC AND DILUTED

		(UN-AUDITED)		(UN-AUDITED)	
		HALF YEAR ENDED		QUARTER ENDED	
		December 31, 2023	December 31, 2022	December 31, 2023	December 31, 2022
Profit after taxation	<i>Rupees</i>	1,999,736	2,687,426	1,396,551	1,860,403
Weighted average number of ordinary shares	<i>Numbers</i>	83,685,631	83,685,631	83,685,631	83,685,631
Earnings per share	<i>Rupees</i>	0.02	0.03	0.02	0.02

10 TRANSACTIONS AND BALANCES WITH RELATED PARTIES

Related parties from the Company's perspective comprise sponsors of the Company, associated companies and undertakings and key management personnel. Key management personnel are those persons having authority and responsibility for planning, directing and controlling the activities of the Company, directly or indirectly, and includes the Chief Executive. Transactions with sponsors are limited to provision of interest free loans to the Company and those with key management personnel are limited to payment of short term employee benefits only. The Company in the normal course of business carries out various transactions with associates and associated undertakings and continues to have a policy whereby all such transactions are carried out on commercial terms and conditions which are equivalent to those prevailing in an arm's length transaction, with the exception of borrowings, which are interest free.

Details of transactions and balances with related parties as at the reporting date are as follows:

(UN-AUDITED)	
HALF YEAR ENDED	
December 31, 2023	December 31, 2022
<i>Rupees</i>	

10.1 Transactions with related parties

Nature of relationship	Nature of transaction		
Associated companies and undertakings	Short term borrowings obtained/(repaid) -net	6,890,000	(15,285,133)
Sponsors	Short term borrowings (repaid)/obtained -net	(1,584,855)	(2,207,997)
Key management personnel	Short term employee benefits	1,425,000	1,425,000

(UN-AUDITED)	
HALF YEAR ENDED	
December 31, 2023	December 31, 2022
<i>Rupees</i>	

10.2 Balances with related parties

Nature of relationship	Nature of balance		
Associated companies and undertakings	Short term borrowings	44,459,684	37,569,684
Sponsors	Short term borrowings	14,849,694	16,434,549
Key management personnel	Short term employee benefits payable	462,642	592,891

11 FINANCIAL INSTRUMENTS

The carrying amount of the Company's financial instruments by class and category are as follows.

	(Un-audited) December 31, 2023	(Audited) June 30, 2023
	Rupees	
11.1 Financial assets		
<i>Financial assets at amortized cost</i>		
Long term deposits	4,535,239	4,535,239
Trade receivables	128,585	97,093
Advances to employees	1,256,127	1,006,989
Bank balances	80,013,436	79,557,214
	85,933,387	85,196,535
11.2 Financial liabilities		
<i>Financial liabilities at amortized cost</i>		
Trade creditors	3,172,467	10,244,813
Accrued liabilities	4,146,819	596,494
Unclaimed dividend	337,563	337,563
Short term borrowings	59,309,378	54,004,233
	66,966,227	65,183,103

12 FAIR VALUE MEASUREMENTS

The Company measures its land at fair value. The fair value hierarchy of financial instruments measured at fair value and the information about how the fair values of these financial instruments are determined are as follows:

12.1 Recurring fair value measurements

For recurring fair value measurements, the fair value hierarchy and information about how the fair values are determined is as follows:

	(Un-audited) Dec. 31, 2023	(Audited) June 30, 2023
	Rupees	
Freehold land	18,785,000	18,785,000

13 EVENTS AFTER THE REPORTING PERIOD

There are no significant events after the reporting period that may require adjustment of and/or disclosure in these interim financial statements.

14 RECOVERABLE AMOUNTS AND IMPAIRMENT

As at the reporting date, recoverable amounts of all assets/cash generating units are equal to or exceed their carrying amounts, unless stated otherwise in these interim financial statements.

15 DATE OF AUTHORIZATION FOR ISSUE

These interim financial statements have been approved by the Board of Directors of the Company and authorized for issue on 21 February 2024.

16 GENERAL

16.1 There are no other significant activities since 30 June 2023 affecting the interim financial

16.2 Corresponding figures have been re-arranged where necessary to facilitate comparison. However, there are no significant reclassifications during the period.



DIRECTOR



CHIEF FINANCIAL OFFICER



Chief Executive

Registered Office: | 20-K Gulberg II, Lahore.

| Ph: (042) 3575 9621, 3575 9464, 3571 4810

| Fax: (042) 3571 0312