

ISO 9001:2008, 14001:2004 &
OHSAS 18001:2007 Certified

**WAH
NOBEL
CHEMICALS
LTD**

Third Quarterly
Financial Statements
(Unaudited)
March 31, 2024

VISION STATEMENT

The Company's vision is to be the market leader and serve the needs of customers with total dedication, supply them the current and anticipate their future needs, create value for customers, shareholders, employees and the community

CORPORATE MISSION

- **To meet the current needs of its customers and anticipate their future needs.**
- **To maintain close and direct contacts with the customers to ensure their complete satisfaction.**
- **Constantly improve the quality of all our activities through operational excellence.**
- **To give fullest regard to the safety and health of employees and customers.**
- **To promote professionalism at all levels through constant education, training and development of human resources.**
- **To safeguard the environment and the community from pollution.**
- **To create a conducive work environment and inspire people to perform to their fullest potential and to reward talent.**

CORPORATE INFORMATION

BOARD OF DIRECTORS

Lt Gen Tahir Hameed Shah, HI(M) : Chairman
Mr. Mats-Olof Rydberg : Director
Maj Gen Rashid Mahmood, HI(M) : Director
Maj Gen Mumtaz Hussain, HI(M), TBt : Director
Mr. Tariq M. Rangoonwala : Director
Mr. Shahid Iqbal Baloch : Director
Mr. Usman Ali Bhatti : Director

CHIEF EXECUTIVE : Brig (R) Shiraz Ullah Choudhry, SI(M)

AUDIT COMMITTEE

Mr Tariq M. Rangoonwala : Chairman
Maj Gen Mumtaz Hussain, HI(M), TBt : Member
Mr. Usman Ali Bhatti : Member

HUMAN RESOURCE & REMUNERATION (HR&R) COMMITTEE

Mr. Tariq M. Rangoonwala : Chairman
Maj Gen Mumtaz Hussain, HI(M), TBt : Member
Brig (R) Shiraz Ullah Choudhry, SI(M) : Member

COMPANY SECRETARY AND

CHIEF FINANCIAL OFFICER : Mr. Tanveer Elahi, FCA

AUDITORS : Grant Thornton Anjum Rahman
Chartered Accountants

LEGAL ADVISORS : The Law Firm of Basit Musheer

SHARES REGISTRAR : Ilyas Saeed Associates (Pvt.) Ltd.,
Management Consultants,
Office # 26, 2nd Floor, Rose Plaza,
I-8 Markaz, Islamabad.
Tel: 051-4938026-7, Fax: 051-4102628
Email: iilyas@hotmail.com

BANKERS : MCB Bank Limited
Allied Bank of Pakistan Limited
Bank Al-Habib Limited
Askari Bank Limited
Meezan Bank Limited

REGISTERED OFFICE : G.T. Road, Wah Cantt.

PHONES : (051) 4545243-6 (4 Lines)
(051) 905525204

FAX : (051) 4545241, (051) 4535862

E.MAIL : ce@wahnobel.com

WEBSITE : www.wahnobel.com

FACTORY : Wah Cantt.

WAH NOBEL CHEMICAL LTD

DIRECTOR'S REPORT TO THE SHAREHOLDERS

The Board of Directors of the Company is pleased to present Condensed Interim Financial Information (un-audited) of the Company for the Nine months ended March 31, 2024.


During the period under review Company has achieved Net Sales Revenue of Rs 3,649 million vis-à-vis Rs 3,186 million as compared to previous year's corresponding period (increased by 15%).

Despite, challenging economic conditions, during the first nine months of FY 2023-24, the Company earned After Tax Profit of Rs 423 million vis-à-vis Rs 264 million, compared to previous year's corresponding period (increased by 60%).

The profitability level increased, due to enhanced sales volume, better Product Sales Mix with reasonable profit margins during first nine months of FY 2023-24.


The management has a positive outlook and geared up, to ensure continued growth, operational efficiency and optimum results for the company and its stakeholders.

The Directors are pleased to place on record their deep appreciation for the earnest efforts and dedication to the cause, by all employees of the company for achieving good results despite volatile economic situation in the country and pay vivid gratitude to all its customers for their continued patronage, support and trust.



Usman Ali Bhatti
Director

On behalf of the Board



Brig
Shiraz Ullah Choudhry, SI(M)[®]
Chief Executive

Wah Cantt
Dated: 25.04.2024

ڈائریکٹرز رپورٹ

کمپنی کے ڈائریکٹرز بمسرت غیر آڈٹ شدہ مالی نتائج بابت نومبر 31 2024 پیش کرتے ہیں
زیر جائزہ مدت کے دوران کمپنی کی خالص آمدنی 3,649 ملین روپے ہے۔ جبکہ گزشتہ سال 3,186 ملین روپے تھی
(اضافہ 15%)۔


مشکل معاشی حالات کے باوجود مالی سال 2023-24 کے نومبر کے دوران، کمپنی نے بعد از ٹیکس منافع 423 ملین روپے کمایا، جبکہ گزشتہ
سال یہ 264 ملین روپے تھا (اضافہ 60%)۔


مالی سال 2023-24 کے پہلے نومبر کے دوران منافع میں اضافہ، فروخت میں اضافے، مناسب منافع کی شرح اور بہتر سیلز
مکس کی وجہ سے ممکن ہوا ہے۔

انتظامیہ ایک مثبت نقطہ نظر رکھتی ہے اور کمپنی اسٹیک ہولڈرز کے لئے مسلسل ترقی اور اچھے نتائج کو یقینی بنانے کے لئے کوشاں ہے۔

ڈائریکٹرز ملک کی غیر مستحکم اقتصادی صورتحال کے باوجود اچھے نتائج حاصل کرنے پر اتھاہ گہراہوں سے اپنے ملازمین
کی ہر شعبے میں محنت لگن اور انتھک کوششوں کو سہراتے ہیں اور کمپنی کے گاہکوں کی مسلسل سرپرستی، حمایت
اور اعتماد کرنے پر شکر گزار ہیں۔

ڈائریکٹرز بورڈ کی طرف سے


بریگیڈیر (ر) سیراز اللہ چودھری
چیف ایگزیکٹو


عثمان علی بھٹی
ڈائریکٹر

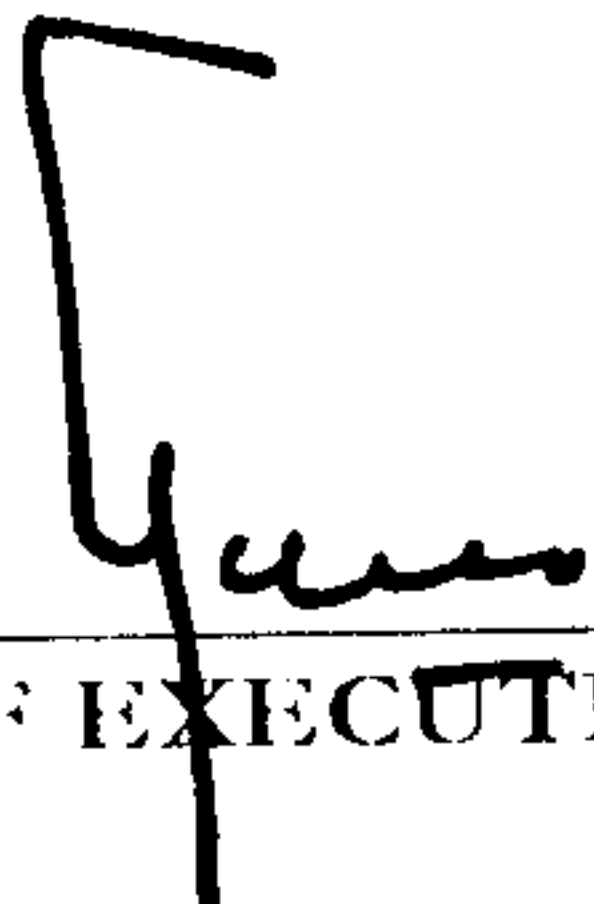
واہ کینٹ۔

مورخہ: 25 اپریل 2024ء


WAH NOBEL CHEMICALS LIMITED
CONDENSED INTERIM STATEMENT OF FINANCIAL POSITION
AS AT MARCH 31, 2024

		March 31 2024	June 30 2023
	Note	(Rupees in '000')	
		Unaudited	Audited
Assets			
Property, plant and equipment	5	355,812	384,889
Deferred tax		34,317	19,299
Non-current assets		390,129	404,188
Stores, spares and loose tools		101,429	75,888
Stock in trade		464,054	497,795
Trade debts	6	1,277,936	1,315,382
Advances, deposits, prepayments and other receivables		99,848	82,993
Short-term investment		-	2,825
Cash and bank balances		350,671	200,938
Current assets		2,293,938	2,175,821
Total assets		2,684,067	2,580,009
Equity and liabilities			
Share capital		90,000	90,000
Capital reserve		944	944
Revenue reserves		2,047,646	1,714,176
Total equity		2,138,590	1,805,120
Liabilities			
Long term financing	7	21,803	34,012
Deferred liabilities		19,510	17,132
Non-current liabilities		41,313	51,144
Current portion of long term financing	7	22,886	23,948
Trade and other payables	8	330,371	321,067
Unclaimed dividend		8,843	7,863
Due to parent company	9	1,398	670
Income tax payable		140,666	13,641
Loan from parent company - unsecured		-	316,515
Short term borrowings		-	40,041
Current liabilities		504,164	723,745
Total liabilities		545,477	774,889
Total equity and liabilities		2,684,067	2,580,009
Contingencies and commitments	10		


The annexed notes from 1 to 16 form an integral part of these condensed interim financial statements.



CHIEF EXECUTIVE



DIRECTOR



CHIEF FINANCIAL OFFICER

WAH NOBEL CHEMICALS LIMITED
CONDENSED INTERIM STATEMENT OF PROFIT OR LOSS
AND OTHER COMPREHENSIVE INCOME (UN-AUDITED)
FOR NINE MONTHS PERIOD ENDED MARCH 31, 2024

	Note	Nine months ended		Three months ended	
		March 31, 2024	March 31, 2023	March 31, 2024	March 31, 2023
(Rupees in '000')					
Gross sales		4,311,960	3,764,946	1,226,636	1,631,883
Sales tax		(652,669)	(572,779)	(178,999)	(249,694)
Discount		(10,353)	(6,234)	(3,358)	(2,479)
Net sales	11	3,648,938	3,185,933	1,044,279	1,379,710
Cost of sales		(2,806,637)	(2,634,920)	(827,775)	(1,066,656)
Gross profit		842,301	551,013	216,504	313,054
Administrative expenses		(21,551)	(15,966)	(6,668)	(5,624)
Selling and distribution expenses		(19,767)	(13,330)	(7,723)	(4,730)
Operating profit		800,983	521,717	202,113	302,700
Finance cost		(26,980)	(74,051)	(2,436)	(12,518)
Other expenses		(54,710)	(31,292)	(14,321)	(20,093)
Allowance for expected credit losses		(30,139)	(15,000)	(8,000)	(10,000)
Other income		30,246	7,193	11,033	4,173
Profit before taxation		719,400	408,567	188,389	264,262
Provision for taxation		(295,930)	(144,206)	(73,320)	(100,245)
Net profit after taxation		423,470	264,361	115,069	164,017
Other comprehensive income for the period		-	-	-	-
Total comprehensive income for the period		423,470	264,361	115,069	164,017
Earnings per share - basic and diluted		47.05	29.37	12.79	18.22

The annexed notes from 1 to 16 form an integral part of these condensed interim financial statements.


CHIEF EXECUTIVE


DIRECTOR


CHIEF FINANCIAL OFFICER

WAH NOBEL CHEMICALS LIMITED
CONDENSED INTERIM STATEMENT OF CASH FLOWS (UN-AUDITED)
FOR NINE MONTHS PERIOD ENDED MARCH 31, 2024

	March 31 2024	March 31 2023
Note	(Rupees in '000')	
CASH FLOWS FROM OPERATING ACTIVITIES		
Profit before taxation	719,400	408,567
Adjustment for non cash items:		
Depreciation	29,077	31,537
Interest on term deposit receipts	(81)	(146)
Interest on workers' profit participation fund	-	155
Allowance for expected credit losses	30,139	15,000
Provision for gratuity fund	3,000	3,000
Workers' profit participation fund (WPPF)	38,677	21,966
Workers' welfare fund (WWF)	15,471	8,786
Provision for accumulated compensated absences	6,750	4,500
Provision for provident fund	8,872	8,048
Provision in respect pension fund	-	1,873
Markup on loan from parent company	20,131	36,084
Markup on loan from State Bank of Pakistan	2,588	2,379
	<u>154,624</u>	<u>133,182</u>
Changes in:		
Stores, spares and loose tools	(25,540)	7,756
Stock in trade	33,741	64,815
Trade debts	7,306	(30,191)
Advances, deposits, prepayments and other receivables	(18,288)	(2,101)
Due to parent company	728	1,188
Trade and other payables	(27,465)	(148,706)
	<u>(29,518)</u>	<u>(107,239)</u>
Cash generated from operating activities	844,506	434,510
Payment for:		
Workers' profit participation fund	(2,555)	(1,987)
Workers' welfare fund	(14,538)	(6,291)
Gratuity fund	-	(5,000)
Interest paid to parent company	(36,646)	(32,357)
Accumulated Compensated absences	(4,372)	(2,860)
Provident fund	(8,822)	(7,860)
Pension fund	(1,900)	(2,185)
Taxation	(236,509)	(22,588)
Tax refund received	52,584	-
	<u>(252,758)</u>	<u>(81,128)</u>
Net cash generated from operating activities	591,748	353,382
CASH FLOWS FROM INVESTING ACTIVITIES		
Payment for capital expenditure	-	(1,603)
Interest on term deposit receipts	323	148
Proceeds from term deposit receipts	2,583	-
Net cash used in investing activities	2,905	(1,455)
CASH FLOWS FROM FINANCING ACTIVITIES		
Repayment of long term financing	(15,859)	(16,033)
Repayment of short term loan from parent company	(300,000)	-
Dividends paid	(89,020)	(44,464)
Net cash used in financing activities	(404,879)	(60,497)
Net increase in cash and cash equivalents	189,774	291,430
Cash and cash equivalents at beginning of the period	160,897	(193,816)
Cash and cash equivalents at end of the period	<u>350,671</u>	<u>97,614</u>

The annexed notes from 1 to 16 form an integral part of these condensed interim financial statements.

CHIEF EXECUTIVE

DIRECTOR

CHIEF FINANCIAL OFFICER

WAH NOBEL CHEMICALS LIMITED
CONDENSED INTERIM STATEMENT OF CHANGES IN EQUITY (UN-AUDITED)
FOR NINE MONTHS PERIOD ENDED MARCH 31, 2024

	Issued, subscribed and paid-up share capital	Capital reserve-share premium	Revenue reserves		Sub-total	Total
			General reserve	Unappropriated profit		
(Rupees in '000')						
Balance as at July 01, 2022 (audited)	90,000	944	1,100,000	207,410	1,307,410	1,398,354
Total comprehensive income for the period	-	-	-	264,361	264,361	264,361
Transactions with owners recorded directly in equity						
Final dividend @ Rs. 5.00 per share -FY 2022	-	-	-	(45,000)	(45,000)	(45,000)
Others	-	-	160,000	(160,000)	-	-
Transfer to general reserve						
Balance as at March 31, 2023 (un-audited)	90,000	944	1,260,000	266,771	1,526,771	1,617,715
Balance as at July 1, 2023 (audited)	90,000	944	1,260,000	454,176	1,714,176	1,805,120
Total comprehensive income for the period	-	-	-	423,470	423,470	423,470
Transactions with owners recorded directly in equity						
Final dividend @ Rs. 10.00 per share -FY 2023	-	-	-	(90,000)	(90,000)	(90,000)
Others	-	-	360,000	(360,000)	-	-
Transfer to general reserve						
Balance as at March 31, 2024 (un-audited)	90,000	944	1,620,000	427,646	2,047,646	2,138,590

The annexed notes from 1 to 16 form an integral part of these condensed interim financial statements.

 CHIEF EXECUTIVE

 DIRECTOR

 CHIEF FINANCIAL OFFICER

WAH NOBEL CHEMICALS LIMITED
NOTES TO THE CONDENSED INTERIM FINANCIAL STATEMENTS
FOR NINE MONTHS PERIOD ENDED MARCH 31, 2024

1 STATUS AND NATURE OF BUSINESS

Wah Nobel Chemicals Limited ("the Company") was incorporated in Pakistan on May 31, 1983 as a public limited company under the Companies Act, 1913 (now the Companies Act, 2017) and its shares are quoted on Pakistan Stock Exchange Limited. The parent company of the Company is Wah Nobel (Private) Limited and the ultimate parent company is Wah Industries Limited. The principal activity of the Company is to manufacture Urea Formaldehyde Moulding Compound, Formaldehyde and Formaldehyde based liquid resins for use as bonding agent in the chip board, plywood and flush door manufacturing industries. The Company's registered office and manufacturing facilities are situated in Wah Cantt, Pakistan.

2 BASIS OF PREPARATION

2.1 Statement of compliance

These condensed interim financial statements have been prepared in accordance with the accounting and reporting standards as applicable in Pakistan for interim financial reporting. The accounting and reporting standards as applicable in Pakistan for interim financial reporting comprise of:

- International Accounting Standard (IAS) 34, Interim Financial Reporting, issued by the International Accounting Standards Board (IASB) as notified under the Companies Act, 2017; and
- Provisions of and directives issued under the Companies Act, 2017.

Where the provisions of and directives issued under the Companies Act, 2017 differ with the requirements of IAS 34, the provisions of and directives issued under the Companies Act, 2017 have been followed.

- 2.2** The disclosures in these condensed interim financial statements do not include the information that was reported for full annual audited financial statements and should therefore be read in conjunction with the annual audited financial statements of the Company for the year ended June 30, 2023. Comparative condensed interim statement of financial position is extracted from the annual audited financial statements as of June 30, 2023, where as comparative condensed interim statement of profit or loss and other comprehensive income, condensed interim statement of cash flows and condensed interim statement of changes in equity are extracted from unaudited condensed interim financial statements for six months. These condensed interim financial statements are un-audited and are being submitted to the members as required under Section 237 of the Companies Act, 2017.

3 ACCOUNTING POLICIES

- 3.1** The accounting policies adopted in preparation of these condensed interim financial statements are consistent with those followed in preparation of the Company's audited annual financial statements for the year ended June 30, 2023.
- 3.2** Change in accounting standards, interpretations and amendments to published accounting and reporting standards
- a) Amendments to published accounting and reporting standards which became effective during the period:
There were certain amendments to accounting and reporting standards which became mandatory for the Company during the period. However, the amendments do not have any significant impact on the financial reporting of the Company and, therefore, have not been disclosed in these condensed interim financial statements.
 - b) Amendments to published accounting and reporting standards that are not yet effective:
There are certain amendments to the accounting and reporting standards that will be mandatory for the Company's annual accounting periods beginning on or after July 1, 2024. However, these amendments will not have any significant impact on the financial reporting of the Company and, therefore, have not been disclosed in these condensed interim financial statements.

4 ACCOUNTING ESTIMATES AND JUDGEMENTS

The preparation of the condensed interim financial statements in conformity with the accounting and reporting standards as applicable in Pakistan requires management to make judgments, estimates and assumptions that affect the application of accounting policies and the reported amounts of assets and liabilities and incomes and expenses. Actual results may differ from these estimates. Estimates and underlying assumptions are reviewed on an ongoing basis. Revision to estimates are recognised prospectively. In preparing these condensed interim financial statements, the significant judgments made by the management in applying the Company's accounting policies and the key sources of estimation uncertainty were the same as those that applied to the financial statements as at and for the year ended June 30, 2023.

WAH NOBEL CHEMICALS LIMITED
NOTES TO THE CONDENSED INTERIM FINANCIAL STATEMENTS
FOR NINE MONTHS PERIOD ENDED MARCH 31, 2024

5 PROPERTY, PLANT AND EQUIPMENT		March 31 2024	June 30 2023
		(Rupees in '000')	
5.1 Operating fixed assets	Note	(Un-Audited)	(Audited)
Balance at 01 July		384,889	417,857
Additions during the period/ year		-	9,837
Disposal of fixed assets		-	(652)
Depreciation charged during the period/ year		(29,077)	(42,153)
Balance at period/ year end		<u>355,812</u>	<u>384,889</u>
6 TRADE DEBTS			
Trade debts		1,485,665	1,492,972
Less: Allowance for expected credit losses	6.1	(207,729)	(177,590)
		<u>1,277,936</u>	<u>1,315,382</u>
6.1 Movement in allowance for expected credit losses:			
Balance at 01 July		177,590	132,591
Charge for the period/ year		30,139	44,999
Balance at period/ year end		<u>207,729</u>	<u>177,590</u>
7 LONG TERM FINANCING			
Bank Al Habib		44,689	57,960
Current portion of long term financing		(22,886)	(23,948)
		<u>21,803</u>	<u>34,012</u>
Bank Al Habib			
Term finance facility - secured		57,960	75,418
Repayment during the period/ year		(15,859)	(21,108)
Accrued markup		2,588	3,650
		<u>44,689</u>	<u>57,960</u>
Less: current portion of long term financing		(22,886)	(23,948)
		<u>21,803</u>	<u>34,012</u>
7.1 This represents utilized amount of long term finance facility under State Bank of Pakistan (SBP) temporary economic refinance facility for payment of capital asset procurement with cumulative sanctioned limit of Rs. 84 million. The facility carries fixed mark-up of 4% of the utilized amount. The tenor of the facility is 5 years repayable in 16 equal quarterly instalments from September 2022. The facility is secured by registration of specific charge on fixed assets of the Company for 112 million.			
8 TRADE AND OTHER PAYABLES			
This includes payable to Pakistan Ordinance Factory (ultimate parent) amounting to Rs. 7,076 thousand (June 30, 2023: Rs. 91 thousand), Wah Nobel Private limited (Parent company) amounting to Rs. 1,939 thousand (June 30, 2023 Rs. 1,699 thousand) and Nobel Energy Limited (an associated company) amounting to Rs. 2,199 thousand (June 30, 2023 Rs. 2,152 thousand).			
9 DUE TO PARENT COMPANY			
The amount represents payable in respect of expenses incurred by the parent company on behalf of the Company. This is unsecured and payable on demand.			

WAH NOBEL CHEMICALS LIMITED
NOTES TO THE CONDENSED INTERIM FINANCIAL STATEMENTS
FOR NINE MONTHS PERIOD ENDED MARCH 31, 2024

10 CONTINGENCIES AND COMMITMENTS

10.1 Contingencies

As regards levy of vend fee and permit fee on methanol, on January 19, 2022 the Honorable Supreme Court of Pakistan has disposed off the appeal of Provincial Government of Sindh. As per the order, the Provincial Government shall surrender the Indemnity Bonds from 1990 to October 30, 2002 and subsequent to this date, a fresh demand shall be raised for the amount payable following the notification dated February 14, 2002 and Sindh (Amendment) Abkari Ordinance 2002 notified on October 30, 2002. Upon the receipt of the fresh demand from the Department, the Company intends to approach the relevant Court to defend the case.

Currently, all imports of methanol are being released on payment of Rs. 3/- per bulk gallon in cash which is being expensed out and submission of guarantee @ Rs. 14/- per bulk gallon in the form of indemnity

In case of fresh demand from the department, the Company is exposed to an aggregate obligation of Rs. 1,165 Million (June 30, 2023: Rs. 1,103 million) on account of vend fee and permit fee based on the guarantees issued against methanol imported and released up to the reporting date. However, keeping in view the facts, previous decisions which had been in the favour of the Company and based on advice of the legal advisor of the Company, the management believes that there is almost 'nil' chance of any liability. Therefore, no provision for this has been made in these financial statements.

	March 31 2024	June 30 2023
	(Rupees in '000')	
	(Un-Audited)	(Audited)
10.2 Commitments		
10.2.1 Letters of credit for purchase of stocks	345,013	371,578
10.2.2 Post dated cheques issued in favour of collector of customs against custom duties and other levies on methanol kept in bonded ware house.	17,028	13,077

11 NET SALES

	March 31 2024	March 31 2023
	(Rupees in '000')	
	(Un-Audited)	(Un-Audited)
Local sales	3,413,953	3,185,933
Export	234,985	-
	11.1	3,185,933

11.1 Disaggregation of Revenue

	Nine month ended		Three month ended	
	March 31 2024	March 31 2023	March 31 2024	March 31 2023
Urea Formaldehyde Moulding compound	2,010,989	1,308,788	648,904	562,592
Urea Formaldehyde Glue	336,646	330,116	83,354	159,678
Formaldehyde and Formalin solvent	1,222,302	1,497,183	286,589	632,457
Others	79,001	49,846	25,431	24,983
	3,648,938	3,185,933	1,044,279	1,379,710

12 CASH AND CASH EQUIVALENTS

	March 31 2024	March 31 2023
	(Rupees in '000')	
	(Un-Audited)	(Un-Audited)
Cash and bank balances	350,671	101,153
Short term running finance - secured	-	(3,539)
	350,671	97,614

13 RELATED PARTY TRANSACTIONS

The Company is a subsidiary of Wah Nobel (Private) Limited, so all subsidiaries, holding companies and associated undertakings of the parent are related parties of the Company. Other related parties comprise of directors, key management personnel, entities with common directorships and entities over which the directors and trustees are able to exercise influence. Balances and transactions with related parties are shown relevant notes to the financial statements.

WAH NOBEL CHEMICALS LIMITED
NOTES TO THE CONDENSED INTERIM FINANCIAL STATEMENTS
FOR NINE MONTHS PERIOD ENDED MARCH 31, 2024

13.1 Following are the associated companies and related parties with whom the Company had entered into transactions during the year:

Associated company	Nature of relationship	Number of shares held in the Company	Aggregate %age shareholding in the Company
Wah Nobel (Private) Ltd (WNPL)	Parent company	4,970,395	55.23%
WNPL Employees Provident Fund	Staff retirement fund	99,000	1.10%
WNCL Employees Provident Fund	Staff retirement fund	33,102	0.37%
Wah Nobel Acetates Limited (WNAL)	Associated company	-	0.00%
Nobel Energy Limited (NEL)	Associated company	-	0.00%
Wah Construction (Pvt) Limited	Associated company	-	0.00%
Mr. Tariq Rangoonwala	Director	500	0.01%
Mr. Shahid Iqbal Baloch	Director	-	0.00%
		March 31 2024	March 31 2023

RELATED PARTY TRANSACTIONS

Significant transactions with related parties during the period were as follows:

	(Un-Audited)	(Un-Audited)
Expenses incurred on behalf or by the parent companies - net	10,842	2,912
Corporate service fee charged by holding company	675	675
Payment to/ (by) parent company against expenses- net	(10,895)	(3,425)
Purchase of electricity from NEL	14,200	12,736
Purchase of electricity from parent company	11,983	10,767
Purchase of raw material from associated company	-	128
Purchase of material from parent company	23,267	-
Dividend paid to the holding company	49,704	24,852
Sales to parent company	40,137	28,255
Interest paid to the parent company	36,646	32,357
Interest incurred on loan from parent company	20,131	36,084
Contribution to:		
- Employee provident fund trust	2,648	2,545
- Workers profit participation fund	38,677	21,966
Balances with related parties were as follows:		
Loan from holding company-unsecured	-	312,620
Due to holding company	1,398	1,422
Payable to employee's gratuity fund	1,567	5,284
Payable to employee's provident fund	996	934

14 FINANCIAL RISK MANAGEMENT




The Company's financial risk management objective and policies are consistent with that disclosed in the annual audited financial statements for the year ended June 30, 2023.

15 DATE OF AUTHORIZATION FOR ISSUE

These condensed interim financial statements were authorized for issue on April 25, 2024 by the Board of Directors of the Company.

16 GENERAL

Figures have been rounded off to the nearest thousand of rupees.

		
CHIEF EXECUTIVE	DIRECTOR	CHIEF FINANCIAL OFFICER