


IMPERIAL LIMITED


CONDENSED INTERIM STATEMENT OF PROFIT OR LOSS (Un-Audited)


FOR THE NINE MONTHS ENDED MARCH 31, 2024

| | Nine Months Ended | | Third Quarter Ended | |
|--|-------------------|-------------------|---------------------|-------------------|
| | 31-Mar-24 | 31-Mar-23 | 31-Mar-24 | 31-Mar-23 |
| Note | (Rupees in '000') | (Rupees in '000') | (Rupees in '000') | (Rupees in '000') |
| Profit and loss - continuing operations : | | | | |
| Income from Investment | 279,413 | 260,120 | 87,136 | 86,723 |
| Gross profit | 279,413 | 260,120 | 87,136 | 86,723 |
| Administrative expenses | (143,252) | (118,180) | (45,804) | (41,448) |
| | 136,161 | 141,940 | 41,332 | 45,275 |
| Other operating expenses | (720) | - | (24) | - |
| Other operating income | 968 | 864 | 170 | 45 |
| Profit / (Loss) from operations | 136,409 | 142,804 | 41,478 | 45,320 |
| Finance cost | (93) | (85) | (8) | (26) |
| Profit / (loss) before taxation | 136,316 | 142,719 | 41,470 | 45,294 |
| Taxation | (16,393) | (18,708) | (5,009) | (6,064) |
| Profit / (loss) after taxation - continuing operations | 119,923 | 124,011 | 36,461 | 39,230 |
| Profit / (loss) after taxation - discontinued operations | 12 (33,622) | (23,483) | (10,127) | (6,313) |
| Profit / (loss) after taxation | 86,301 | 100,528 | 26,334 | 32,917 |
| Earnings / (loss) per share - basic and diluted (Rupees) | 0.87 | 1.02 | 0.27 | 0.33 |

The annexed notes from 1 to 15 form an integral part of these financial statements.


Chief Executive Officer


Director


Chief Financial Officer