



Contact Information

Plot No. 26, 27, 28 Industrial Triangle, Kahuta Road, Islamabad.
Ph: 051- 4490017-21 | info@punjaboilmills.com | www.punjaboilmills.com

Join us on Social Media

CANOLIVE

www.canolive.com.pk
facebook.com/OliveYourLife
instagram.com/canoliveoil

TRU BRU

facebook.com/trubrucoffee

Naturelle

naturellecookingoil.com
facebook.com/naturelepk
instagram.com/naturelepk



Nine Months Report

For The Period Ended
31 March, 2024



NOURISHING LIVES



Punjab Oil Mills Limited

AN ISO 9001, 14001, 45001, HALAL PS 3733 & FOOD SAFETY
SYSTEMS CERTIFIED COMPANY



CONTENTS

Company Information	1
Directors' Review Report	2-3
Condensed Interim Statement of Financial Position.....	4
Condensed Interim Statement of Profit or Loss.....	5
Condensed Interim Statement of Comprehensive Income	6
Condensed Interim Statement of Cash Flows	7
Condensed Interim Statement of Changes in Equity	8
Notes to the Condensed Interim Financial Information	9



Punjab Oil Mills Limited





COMPANY INFORMATION

BOARD OF DIRECTORS	Mr. Tahir Jahangir Mr. Usman Ilahi Malik Mr. Jillani Jahangir Mr. Furqan Anwar Batla Mrs. Munizae Jahangir Miss Mehrunisa Malik Mr. Firasat Ali Mr. Saif Ali Rastgar	Chairman Chief Executive Officer Executive Director Non-Executive Director Non-Executive Director Non-Executive Director Independent Director Independent Director
AUDIT COMMITTEE	Mr. Firasat Ali Mr. Furqan Anwar Batla Miss Mehrunisa Malik	Chairman Member Member
HUMAN RESOURCE & REMUNERATION COMMITTEE	Mr. Saif Ali Rastgar Mr. Usman Ilahi Malik Mr. Jillani Jahangir Mr. Furqan Anwar Batla Mrs. Munizae Jahangir	Chairman Member Member Member Member
MANAGEMENT COMMITTEE	Mr. Tahir Jahangir Mr. Usman Ilahi Malik Mr. Jillani Jahangir Mr. Furqan Anwar Batla Miss Mehrunisa Malik	Chairman Member Member Member Member
CHIEF FINANCIAL OFFICER	Mr. Muhammad Saeed Malik	
COMPANY SECRETARY	Rana Shakeel Shaukat	
HEAD OF INTERNAL AUDIT	Mr. Shahzad Haider Khan	
AUDITORS	Crowe Hussain Chaudhry & Co Chartered Accountants	
LEGAL ADVISORS	A.G.H.S Law Associates	
BANKERS	JS. Bank Limited MCB Bank Limited Habib Metropolitan Bank Limited Faysal Bank Limited Bank Al-Habib Limited	
REGISTERED OFFICE/WORKS	Plot No. 26-28, Industrial Triangle, Kahuta Road, Islamabad Tel: 051 -4490017-20, Fax: 051-4490016 & 4492803 Email. corporate@punjaboilmills.com Website: www.punjaboilmills.com	
HEAD OFFICE	19-A/1, Block E-II, Gulberg III, Lahore. Tel: 042-35761585-6 Email: corporate@punjaboilmills.com	
SHARE REGISTRAR OFFICE	M/s Corplink (Private) Limited Wings Arcade, 1-K, Commercial Model Town, Lahore Tel: 042 -35916714, 35916719 Fax: 042 -35869037 Email: corplink786@gmail.com	



Directors' Review Report

Operating Performance

Sales revenue for the 9 months under review showed a decrease of 22% compared to the same period last year. This was a continuation of the trend seen at the half year mark, with both lower selling prices, due to decrease in oil costs, and lower volumes contributing to this decrease.

At the gross level the margins improved to 12% from 10% for the same period last year and marginally lower from 12.2% at the half-year mark. However, due to lower revenue, the gross profit for the 9 months under review decrease by 7% from last year.

Over-all operating expenses increased by 12% for the period. Main reason for this increase was the 18% increase in Admin expenses, primarily caused by higher salaries and wages cost and transport costs, followed by general inflationary pressure on most expenses. Selling expenses were up by 8%, mainly caused by higher advertisement expense for the period, followed by transport/logistics. Due to this, the operating margin declined to 2.9% from 3.7% (same period last year) and operating profit decrease by 38% for the period under review.

Other operating charges decreased by 55% from last year, mostly because heads based on operating profits decreased by corresponding amounts. However, due to higher interest rates, the finance costs went up by 40%. Conversely, higher interest rates also led to an increase in other income by 56% as we earned higher income on our bank deposits.

With lower operating profits, the profit before tax decreased by 60% compared to same period last year. As the assessed tax at the normal tax rate came out lower than 1.25% turnover tax, the provision for tax was taken at the higher minimum tax value of PKR 77.5 million, representing 92% of the pre-tax profit. As a result, net profit decreased by 94% for the period under review compared to same period last year, with the company posting a profit after tax of PKR 7.02 million for the 9 months.

Outlook for the Year

As we had pointed out in our HY review, high inflation has eroded the buying power of consumers, which is having an impact on the sales of products in the premium segment. With increasing competition in this segment and aggressive



pricing and marketing activities by the other players, we will continue to face high operating costs and tightening margins. At the same time the oil markets are relatively volatile of late, and the consequent lack of stability in raw material costs will also put pressure on profit margins.

Despite these challenges, we are pleased to announce that after phase-1 of our planned solar energy plant (225.5 KWH put-up at a cost of PKR 37.345 Mn) financed through our own cash flows, we have started installation of phase-2 (300 KWH at a PKR 36.690 Mn), also financed through our own cash flows.

While we continue to plan feasible investments, we realize that investment into our core brands is also necessary; especially in the current scenario of tough competition and depressed economic conditions. As such, any further capex expenditures will be considered and chosen carefully to maintain our growth and improvement plans without effecting ongoing operations.

Acknowledgements

We would like to take this opportunity to thank our customers, suppliers and bankers for their continued support and cooperation towards the progress of the company. We hope that this support would continue in the future as well.

We would also like to thank our dedicated and talented team of executives, staff and workers for the hard work put in during the period. We expect continued efforts from our employees to achieve better results in the next 3 months.

Last, but not the least, the management is grateful to the board for their continued support and invaluable guidance during these challenging times.

For & on behalf of the board

(TAHIR JAHANGIR)
CHAIRMAN

(USMAN ILAHI MALIK)
CHIEF EXECUTIVE OFFICER

Lahore:

Date: April 29, 2024



Punjab Oil Mills Limited

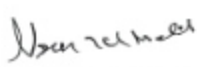
CONDENSED INTERIM STATEMENT OF FINANCIAL POSITION AS AT 31 MARCH, 2024

EQUITY AND LIABILITIES	31-Mar. 24 Rupees Un-Audited	Junr 30, 2023 Rupees Audited
SHARE CAPITAL AND RESERVES		
Authorized share capital		
10,000,000 (30 June 2023: 10,000,000) ordinary shares of Rs. 10/- each	100,000,000	100,000,000
Issued, subscribed and paid-up capital	77,625,380	77,625,380
Capital reserves	23,137,159	23,137,159
Surplus on revaluation of property, plant and equipment - net of tax	1,746,227,553	1,763,923,335
Revenue reserves	952,414,867	939,339,446
	<u>2,799,404,959</u>	<u>2,804,025,320</u>
NON CURRENT LIABILITIES		
Deferred liabilities	185,367,385	180,910,764
Lease Liability	12,950,476	15,208,278
	198,317,861	196,119,042
CURRENT LIABILITIES		
Trade and other payables	754,321,365	543,316,627
Short term borrowings	635,783,410	672,937,117
Current portion non-current Liabilities	3,177,631	3,003,164
Accrued mark up	17,564,402	15,103,420
Unclaimed dividend	10,164,886	9,921,030
Provision for taxation	194,881,931	244,377,180
	1,615,893,625	1,488,658,538
Contingencies and commitments	-	-
	<u>4,613,616,445</u>	<u>4,488,802,900</u>
ASSETS		
NON CURRENT ASSETS		
Property, plant and equipment - tangible assets	2,059,820,951	2,085,221,101
Right of Use Asset	16,660,798	19,600,939
Tangible Assets	8,200,360	-
Capital work in progress - tangible assets	23,474,903	5,234,783
Long Term Deposit	127,958,850	106,721,300
Long Term Loans	3,214,869	4,018,587
	<u>2,239,330,731</u>	<u>2,220,796,710</u>
CURRENT ASSETS		
Stores, spare parts and loose tools	162,452,021	171,509,638
Stock in trade	465,714,346	768,261,975
Trade debts	1,266,956,377	827,167,108
Loans and advances	126,520,095	62,354,139
Trade deposits and short term prepayments	30,130,643	28,659,924
Other receivables	40,154,912	69,191,518
Advance Income Tax	240,073,978	269,489,428
Cash and bank balances	42,283,342	71,372,460
	<u>2,374,285,714</u>	<u>2,268,006,190</u>
	<u>4,613,616,445</u>	<u>4,488,802,900</u>

The annexed notes form an integral part of this condensed interim financial information.


CHAIRMAN


CHIEF FINANCIAL OFFICER


CHIEF EXECUTIVE OFFICER



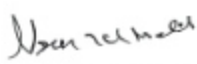
**CONDENSED INTERIM PROFIT OR LOSS
FOR THE NINE MONTHS PERIOD ENDED 31 MARCH, 2024 (UN-AUDITED)**

	Nine months period ended		Quarter Ended	
	31-Mar-24 Rupees	31-Mar-23 Rupees	31-Mar-24 Rupees	31-Mar-23 Rupees
Sales - net	6,191,587,715	7,900,317,344	2,329,686,936	3,390,914,454
Cost of sales	<u>(5,455,573,585)</u>	<u>(7,109,051,860)</u>	<u>(2,064,361,788)</u>	<u>(2,962,517,248)</u>
Gross profit	736,014,130	791,265,484	265,325,148	428,397,206
Operating Expenses				
Selling and distribution cost	<u>(312,500,286)</u>	<u>(290,149,667)</u>	<u>(121,668,954)</u>	<u>(138,449,915)</u>
Administrative expenses	<u>(241,714,915)</u>	<u>(205,569,595)</u>	<u>(83,790,757)</u>	<u>(71,601,080)</u>
	<u>(554,215,201)</u>	<u>(495,719,262)</u>	<u>(205,459,711)</u>	<u>(210,050,995)</u>
Operating profit	181,798,929	295,546,222	59,865,437	218,346,211
Finance cost	<u>(126,451,534)</u>	<u>(90,638,600)</u>	<u>(37,889,799)</u>	<u>(32,293,751)</u>
Other charges	<u>(7,593,128)</u>	<u>(17,014,952)</u>	<u>(3,076,682)</u>	<u>(14,211,763)</u>
	<u>(134,044,662)</u>	<u>(107,653,552)</u>	<u>(40,966,481)</u>	<u>(46,505,514)</u>
	47,754,267	187,892,670	18,898,956	171,840,697
Other income	<u>36,719,265</u>	<u>23,485,471</u>	<u>16,606,206</u>	<u>11,698,113</u>
Profit before taxation	84,473,532	211,378,141	35,505,162	183,538,810
Taxation	<u>(77,450,086)</u>	<u>(98,838,662)</u>	<u>(29,128,668)</u>	<u>(42,420,243)</u>
Profit after taxation	<u>7,023,446</u>	<u>112,539,479</u>	<u>6,376,494</u>	<u>141,118,567</u>
Earnings per share - Basic and dilute	<u>0.90</u>	<u>19.52</u>	<u>0.82</u>	<u>24.47</u>

The annexed notes form an integral part of this condensed interim financial information.


CHAIRMAN


CHIEF FINANCIAL OFFICER


CHIEF EXECUTIVE OFFICER



**CONDENSED INTERIM STATEMENT OF COMPREHENSIVE INCOME
FOR THE MONTHS AND QUARTER ENDED 31 MARCH, 2024 (UN-AUDITED)**

	Note	Nine months period ended		Three months period ended	
		31-Mar-24 Rupees	31-Mar-23 Rupees	31-Mar-24 Rupees	31-Mar-23 Rupees
Profit/(loss) after taxation		7,023,446	112,539,479	6,376,494	141,118,567
Other comprehensive income for the period		-	-	-	-
Total comprehensive income for the period		<u>7,023,446</u>	<u>112,539,479</u>	<u>6,376,494</u>	<u>141,118,567</u>

The annexed notes from an integral part of this condensed interim financial information.


CHAIRMAN


CHIEF FINANCIAL OFFICER


CHIEF EXECUTIVE OFFICER



**CONDENSED INTERIM STATEMENT OF CASH FLOWS
FOR THE NINE MONTHS PERIOD ENDED 31 MARCH, 2024 (UN-AUDITED)**

	31-Mar. 24 Rupees	31-Mar-23 Rupees
CASH FLOW FROM OPERATING ACTIVITIES		
Profit for the period before taxation	84,473,532	211,378,141
Adjustments for following non-cash items:		
Workers' profit participation fund	4,563,300	11,383,567
Workers' welfare fund	1,817,078	4,546,157
Gain on disposal of property , Plant and equipment	(606,504)	(3,187)
Provision for staff retirement benefits	16,422,420	13,871,958
Depreciation	41,562,532	42,860,792
Amortization	630,800	4,436,100
Finance cost	126,451,534	90,638,600
	<u>190,841,160</u>	<u>167,733,987</u>
Operating profit before working capital changes	275,314,692	379,112,128
(Increase)/decrease in current assets:		
Stores, spare parts and loose tools	9,057,617	(11,605,122)
Stock in trade	302,547,629	212,261,013
Trade debts	(439,789,269)	(461,906,725)
Loan and advances	(64,165,956)	16,061,835
Trade deposits and short term prepayments	(1,470,719)	(20,213,051)
Short Term Investment	-	8,000,000
Other receivables	29,036,606	46,562,967
	<u>(164,784,092)</u>	<u>(210,839,083)</u>
Increase/(decrease) in current liabilities:		
Trade and other payables	214,726,285	(112,216,389)
Cash generated from operations	<u>325,256,885</u>	<u>56,056,656</u>
Workers' profit participation fund paid/adjusted	(8,494,014)	(10,056,262)
Workers' welfare fund paid/adjusted	-	-
Staff retirement benefits paid	(11,965,799)	(6,942,105)
Finance cost paid	(123,990,552)	(80,242,300)
Income tax paid	(97,529,885)	(134,450,723)
Dividend paid	(11,399,951)	(9,835,915)
	<u>(253,380,201)</u>	<u>(241,527,305)</u>
Net cash used in operating activities	71,876,684	(185,470,649)
CASH FLOW FROM INVESTING ACTIVITIES		
Fixed capital expenditure	(11,814,275)	(6,928,642)
Proceeds From disposal of property, plant and eqipment	700,000	14,000
Payment against Lease Liabilities	(5,192,708)	(696,077)
Capital work in progress	(18,240,120)	(4,583,721)
Intangible Assets	(8,831,160)	-
Long term deposits	(21,237,550)	(30,535,900)
Net cash used in investing activities	(64,615,813)	(42,730,340)
CASH FLOW FROM FINANCING ACTIVITIES		
Long term borrowings	-	(10,093,359)
Short term borrowings	(37,153,707)	245,125,409
Long term Loan receipt	803,718	-
Net cash flow from financing activities	(36,349,989)	235,032,050
Net Increases/(decrease) in cash and cash equivalents	(29,089,118)	6,831,061
Cash and cash equivalents at the beginning of the period	<u>71,372,460</u>	<u>63,595,725</u>
Cash and cash equivalents at the end of the period	42,283,342	70,426,786

The annexed notes form an integral part of this condensed interim financial information.


CHAIRMAN


CHIEF FINANCIAL OFFICER


CHIEF EXECUTIVE OFFICER



**CONDENSED INTERIM STATEMENT OF CHANGES IN EQUITY
FOR THE NINE MONTHS PERIOD ENDED 31 MARCH, 2024 (UN-AUDITED)**

	Ordinary share capital	Capital reserves	Revaluation surplus	Revenue Reserves		(Rupees)
				General reserves	Accumulated profit	Total
Balance as at 01 July 2022	53,906,520	23,137,159	1,782,650,951	8,600,000	900,874,371	2,769,169,001
Profit for the Nine Months period Ended 31 March 2023	-	-	-	-	112,539,479	112,539,479
Other comprehensive income for the period	-	-	-	-	-	-
	53,906,520	23,137,159	1,782,650,951	8,600,000	1,013,413,850	2,881,708,480
Transfer from surplus on revaluation of property, plant and equipment on account of - Incremental depreciation - net of deferred tax	-	-	(14,045,712)	-	14,045,712	-
<i>Transaction with owners recorded directly in equity - Distributions</i>						
20% Bonus Shares Issued for the year 2022	10,781,300	-	-	-	(10,781,300)	-
20% Final Cash Dividend for the year 2022	-	-	-	-	(10,781,304)	(10,781,304)
	-	-	-	-	(21,562,304)	(10,781,304)
Balance as at 31 March 2023	64,687,820	23,137,159	1,768,605,239	8,600,000	1,005,896,958	2,870,927,176
Balance as at 01 July 2023	77,625,380	23,137,159	1,763,923,335	8,600,000	930,739,446	2,804,025,320
Profit for the Nine Months Period ended 31 March 2024	-	-	-	-	7,023,446	7,023,446
	-	-	-	-	7,023,446	7,023,446
Transfer from surplus on revaluation of property, plant and equipment on account of - Incremental depreciation - net of deferred tax	-	-	(17,695,782)	-	17,695,782	-
<i>Transaction with owners recorded directly in equity - Distributions</i>						
15% Cash Dividend for the year 2023	-	-	-	-	(11,643,807)	(11,643,807)
	-	-	-	-	-	-
Balance as at 31 March 2024	77,625,380	23,137,159	1,746,227,553	8,600,000	943,814,867	2,799,404,959

The annexed notes form an integral part of this condensed interim financial information.


CHAIRMAN


CHIEF FINANCIAL OFFICER


CHIEF EXECUTIVE OFFICER



**NOTES TO THE CONDENSED INTERIM FINANCIAL INFORMATION
FOR THE NINE MONTHS PERIOD ENDED 31 MARCH, 2024 (UN-AUDITED)**

1 LEGAL STATUS AND OPERATIONS

Punjab Oil Mills ('the company') was incorporated in Pakistan as a Public Limited Company. Its shares are quoted on Pakistan Stock Exchange Ltd. It is mainly engaged in the manufacturing and sale of Ghee, Cooking Oil, Speciality Fats, laundry Soap, Mushroom and Coffee.

2 BASIS OF PREPARATION

This condensed interim financial information is un-audited and has been prepared in accordance with the requirements of International Financial Reporting Standard (IFRS) IAS 34 - 'Interim Financial Reporting' and provisions of and directives issued under the Companies Ordinance, 1984. This condensed interim financial information does not include all of the information and disclosures required for full annual financial statements, and should be read in conjunction with the financial statements of the Company for the year ended June 30, 2023.

This condensed interim financial information is being submitted to the shareholders as required by the listing regulation of Pakistan Stock Exchanges and Section 237 of the Companies Act, 2017.

3 SIGNIFICANT ACCOUNTING POLICIES

The accounting policies and method of computation which have been used in the preparation of this condensed interim financial information are the same as those applied in the preparation of the financial statements for the preceding year ended June 30, 2023.

4 NON-ADJUSTING EVENTS AFTER THE BALANCE SHEET DATE

The Board of Directors in its meeting held on 29th April 2024, declared the issuance of bonus share @ NIL and interim cash dividend @ NIL.

5 DATE OF AUTHORIZATION FOR ISSUE

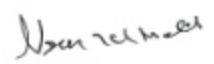
This condensed interim financial information was authorized for issue on 29th April 2024 by the board of directors of the Company.

6 GENERAL

Corresponding figures have been re-arranged, wherever necessary to the facilitation of comparison. Figures have been rounded off to the nearest of rupees.


CHAIRMAN


CHIEF FINANCIAL OFFICER


CHIEF EXECUTIVE OFFICER

